



Govt. of West Bengal
Health & Family Welfare Department
National Health Mission

GN-29, 4th Floor, Swasthya Sathi Building, Swasthya Bhawan Premises, Sector - V
Salt-Lake, Bidhannagar, Kolkata - 700091
(Phone) 033-23330123; (Fax) 033-2357 7909

Email: amdnhmwb2021@gmail.com/mdnrhm@wbhealth.gov.in; Web: www.wbhealth.gov.in

Memo. No- HFW/NHM-171/2020/2899

Date: 27/09/2021

From : Additional Mission Director, NHM,
& Joint Secretary, Health & Family Welfare Department.
Government of West Bengal.

To : 1) The MSVP, Medical College (All)
2) CMOH-All Districts
3) Chief Municipal Health Officer, KMC
4) DFWO, Kolkata

Sub: Expediting the activity of COVID related Daily data entry in HMIS Portal.

Ref : HFW/NHM-320/2021/2824, dated 21/09/2021, 'COVID related Daily data entry in HMIS Portal'

Sir,


With reference to letter no. HFW/NHM-320/2021/2824, dated 21/09/2021, regarding COVID related daily data entry; all districts have started data entry in augmented HMIS Portal. However, the performance of few districts is below satisfactory to complete the work within time. A status report in this regard is also annexed for taking appropriate actions.

As informed by HMIS cell, MoHFW, Gol, the said data entry provision for backlog data entries (from 1st April 2020 to 21st September 2021) may be discontinued /Portal will be freezed in the next week or so. In view of that all backlog data entries **must be** completed by 1st October 2021 by all public (rural as well as urban) health facilities mapped in augmented HMIS. This is for necessary action please.

This shall be treated as COVID urgent.

Enclosure: As stated above

Thanking You,



Additional Mission Director, NHM,
& Joint Secretary, Health & Family Welfare Department.
Government of West Bengal

Memo. No- HFW/NHM-171/2020/2899

Date: 27/09/2021

Copy forwarded for kind information to:

1. Mission Director, NHM, & Secretary, Dept. of H & FW ,Govt. of West Bengal
2. Director of Health Services, Dept. of H & FW ,Govt. of West Bengal
3. State Family Welfare officer, Dept. of H & FW ,Govt. of West Bengal
4. Jt. DHS (PH&CD), Dept of H&FW, Govt of West Bengal.
5. State Nodal Officer HMIS and T.O. SPSRC, Dept. of H& FW, Govt. of West Bengal.
6. State Nodal Officer NUHM, Dept. of H& FW, Govt. of West Bengal.



**Additional Mission Director, NHM,
& Joint Secretary, Health & Family Welfare Department.
Government of West Bengal**

Memo. No- HFW/NHM-171/2020/2899

Date: 27/09/2021

Copy forwarded for information and necessary action to:

1. The Principal -MCHs (All)
2. Deputy CMOH II - All Districts.
3. Deputy CMOH III - All Districts.
4. The Superintendent, DH/SDH/SGH/ Standalone SSHs (All).
5. The DSMs - All Districts.
6. District Nodal Officer NUHM, All Districts.
7. Nodal Officer NUHM Kolkata city NUHM Society, KMC


**Additional Mission Director, NHM,
& Joint Secretary, Health & Family Welfare Department.
Government of West Bengal**

Annexure A : Reporting Status for current data as on 26th September 2021

Status for Covid related Daily data entry in HMIS Portal

Name of Districts	1	2	3	4	5	6	7	8	9	10	11	12	13	14	15	16	17	18	19	20	21	22	23	West Bengal	
	North 24 parganas	South 24 Parganas	Alipurduar	Bankura	Birbhum	Coochbehar	Darjeeling	Dakshin Dinajpur	UtarDinajpur	Hooghly	Howrah	Jalpaiguri	Jhargram	Kalimpong	Kolkata	Malda	Medinipur Purba	Medinipur Paschim	Mrushidabad	Nadia	Paschim Bardhaman	Purba Burdhaman	Purulia		
No. of Health Facilities to be reported	198	125	25	103	84	56	42	33	37	118	99	39	37	10	182	62	90	97	118	92	88	113	78	1926	
Reporting Status for September 2021																									
Current data 22/09/2021 to 26/09/2021	Only for 22-09-2020	55	107	18	64	48	55	24	32	35	23	66	29	37	10	42	36	62	21	30	68	33	106	15	1016
	% Reporting	28%	86%	72%	62%	57%	98%	57%	97%	95%	19%	67%	74%	100%	100%	23%	58%	69%	22%	25%	74%	38%	94%	19%	53%
	Only for 23-09-2021	65	115	20	59	50	55	34	30	33	45	89	29	37	10	42	43	76	48	48	78	38	107	17	1168
	% Reporting	33%	92%	80%	57%	60%	98%	81%	91%	89%	38%	90%	74%	100%	100%	23%	69%	84%	49%	41%	85%	43%	95%	22%	61%
	Only for 24-09-2021	66	115	21	59	51	55	32	31	34	57	94	31	37	10	44	48	78	57	51	76	36	107	14	1204
	% Reporting	33%	92%	84%	57%	61%	98%	76%	94%	92%	48%	95%	79%	100%	100%	24%	77%	87%	59%	43%	83%	41%	95%	18%	63%
	Only for 25-09-2021	60	115	19	59	45	55	29	29	35	60	94	30	37	10	46	43	78	52	59	70	32	103	14	1174
	% Reporting	30%	92%	76%	57%	54%	98%	69%	88%	95%	51%	95%	77%	100%	100%	25%	69%	87%	54%	50%	76%	36%	91%	18%	61%
	Only for 26-09-2021	39	92	15	47	27	48	18	15	25	45	56	18	37	8	16	17	48	33	44	38	8	91	19	804
	% Reporting	20%	74%	60%	46%	32%	86%	43%	45%	68%	38%	57%	46%	100%	80%	9%	27%	53%	34%	37%	41%	9%	81%	24%	42%

Above 90%
51% to 90%
Below 50%

Annexure B : Reporting Status for backlog data as on 26 th September 2021

COVID related daily data entry

	No. of Health Facilities to be reported MCH-10, DN-10, SDH/SGH-18, CHC-249, PHC-015, UPHC	1	2	3	4	5	6	7	8	9	10	11	12	13	14	15	16	17	18	19	20	21	22	23	West Bengal	
		North 24 parganas	South 24 Parganas	Alipurduar	Bankura	Birbhum	Coochbehar	Darjeeling	Dakshin Dinajpur	Utar Dinajpur	Hooghly	Howrah	Jalpaiguri	Jhargram	Kalimpong	Kolkata	Malda	Medinipur Purba	Medinipur Paschim	Mrushidabad	Nadia	Paschim Barddhaman	Purba Burddhaman	Purulia		
		198	124	25	103	84	56	42	33	37	118	100	39	37	10	182	60	90	96	118	92	88	113	78	1923	
Reporting Status for 2021-22																										
September 2021	Financial year 2021-22	01/09/2021 to 21/09/2021	157	780	21	39	534	249	267	169	21	250	40	33	513	188	637	60	68	322	172	64	43	1508	22	6157
		% Reporting	4%	30%	4%	2%	30%	21%	30%	24%	3%	10%	2%	4%	66%	90%	17%	5%	4%	16%	7%	3%	2%	64%	1%	15%
		Aug-21	156	1117	31	88	865	363	418	207	31	405	30	31	1027	0	543	215	98	458	88	24	66	2203	0	8464
		% Reporting	3%	29%	4%	3%	33%	21%	32%	20%	3%	11%	1%	3%	90%	0%	10%	12%	4%	15%	2%	1%	2%	63%	0%	14%
		Jul-21	158	1202	31	115	852	365	419	206	31	388	31	31	1032	0	422	266	93	542	88	10	92	2290	0	8664
		% Reporting	3%	5%	5%	10%	5%	5%	5%	4%	5%	5%	3%	3%	6%	0%	2%	14%	4%	5%	2%	1%	7%	5%	0%	5%
		Jun-21	180	1229	30	116	827	355	449	202	30	378	30	30	1055	0	405	207	90	495	92	0	75	2282	0	8557
		% Reporting	4%	4%	3%	4%	3%	3%	4%	3%	3%	3%	3%	3%	3%	0%	2%	3%	3%	4%	3%	0%	4%	3%	0%	3%
		May-21	247	1279	31	117	940	394	441	204	31	364	31	31	1080	0	449	266	93	502	87	0	62	2405	0	9054
		% Reporting	5%	3%	3%	3%	4%	3%	3%	3%	3%	3%	3%	3%	3%	0%	3%	3%	3%	3%	3%	0%	2%	3%	0%	3%
	Apr-21	239	1249	30	114	925	398	465	212	30	421	30	30	1051	0	495	298	100	547	114	1	60	2350	0	9159	
	% Reporting	4%	3%	3%	3%	4%	4%	3%	3%	3%	4%	3%	3%	3%	0%	4%	5%	4%	4%	4%	0%	3%	3%	0%	4%	

COVID related daily data entry

	No. of Health Facilities to be reported MLP-10, DP-10, SDH/SGH-18, CHC-249, PHC-015, UDHC	1	2	3	4	5	6	7	8	9	10	11	12	13	14	15	16	17	18	19	20	21	22	23	West Bengal
		North 24 parganas	South 24 Parganas	Alipurduar	Bankura	Birbhum	Coochbehar	Darjeeling	Dakshin Dinajpur	Utar Dinajpur	Hooghly	Howrah	Jalpaiguri	Jhargram	Kalimpong	Kolkata	Malda	Medinipur Purba	Medinipur Paschim	Mrushidabad	Nadia	Paschim Bardhaman	Purba Burdhaman	Purulia	
		198	124	25	103	84	56	42	33	37	118	100	39	37	10	182	60	90	96	118	92	88	113	78	
Backlog data entry (before 22nd Septem Financial year 2020-21	Mar-21	0	31	31	57	1072	390	31	140	31	346	0	31	0	0	73	189	32	499	0	0	62	1	0	3016
	% Reporting	0%	1%	4%	2%	41%	22%	2%	14%	3%	9%	0%	3%	0%	0%	1%	10%	1%	17%	0%	0%	2%	0%	0%	5%
	Feb-21	0	28	28	52	967	358	28	96	28	333	0	27	0	0	42	170	28	438	0	0	56	1	0	2680
	% Reporting	0%	0%	5%	5%	6%	5%	0%	2%	5%	5%	0%	3%	0%	0%	0%	10%	1%	5%	0%	0%	5%	0%	0%	2%
	Jan-21	0	31	31	56	1077	403	31	106	31	357	0	31	0	0	51	184	31	482	0	0	62	0	0	2964
	% Reporting	0%	0%	3%	2%	4%	4%	0%	2%	3%	3%	0%	3%	0%	0%	0%	3%	1%	3%	0%	0%	3%	0%	0%	1%
	Dec-20	0	31	30	57	1014	395	0	109	31	301	3	31	0	0	31	160	62	391	0	0	60	31	22	2759
	% Reporting	0%	0%	3%	2%	4%	3%	0%	2%	3%	3%	0%	3%	0%	0%	0%	2%	2%	2%	0%	0%	2%	0%	0%	1%
	Nov-20	0	30	30	56	1028	353	0	106	30	286	0	30	9	0	30	153	60	402	15	0	60	30	30	2738
	% Reporting	0%	0%	3%	2%	4%	3%	0%	2%	3%	2%	0%	3%	0%	0%	0%	2%	2%	3%	1%	0%	3%	0%	0%	1%
	Oct-20	0	31	31	59	1062	396	31	84	31	330	0	31	22	0	31	158	62	404	36	0	62	31	26	2918
	% Reporting	0%	0%	3%	2%	4%	3%	0%	1%	3%	3%	0%	3%	0%	0%	0%	2%	2%	3%	1%	0%	3%	0%	0%	1%
	Sep-20	0	30	30	87	1000	397	60	85	32	380	0	30	14	0	30	159	85	395	32	0	60	30	26	2962
	% Reporting	0%	0%	3%	3%	4%	3%	0%	1%	4%	3%	0%	3%	0%	0%	0%	2%	3%	2%	1%	0%	3%	0%	0%	1%
	Aug-20	0	32	31	87	1064	413	62	89	59	405	0	31	17	0	32	158	112	381	61	0	18	31	11	3094
	% Reporting	0%	1%	4%	3%	41%	24%	5%	9%	5%	11%	0%	3%	1%	0%	1%	8%	4%	13%	2%	0%	1%	1%	0%	5%
	Jul-20	38	34	31	91	1126	317	31	73	61	421	5	31	14	1	31	159	63	397	59	2	0	34	0	3019
	% Reporting	0%	0%	5%	8%	7%	4%	0%	1%	9%	5%	0%	3%	0%	0%	0%	9%	3%	4%	1%	0%	0%	0%	0%	2%
	Jun-20	0	31	30	86	1057	59	60	56	90	467	0	30	0	0	30	177	60	191	30	0	0	30	0	2484
	% Reporting	0%	0%	3%	3%	4%	1%	0%	1%	10%	4%	0%	3%	0%	0%	0%	3%	2%	1%	1%	0%	0%	0%	0%	1%
May-20	0	30	31	86	1084	72	62	67	93	615	0	31	0	0	0	180	62	211	31	26	0	31	5	2717	
% Reporting	0%	0%	3%	2%	4%	1%	0%	1%	10%	5%	0%	3%	0%	0%	0%	2%	2%	1%	1%	8%	0%	0%	0%	1%	
Apr-20	0	41	30	85	1143	89	60	90	90	675	0	30	0	0	24	289	80	209	31	29	0	30	1	3026	
% Reporting	0%	0%	3%	2%	5%	1%	0%	1%	10%	6%	0%	3%	0%	0%	0%	5%	3%	1%	1%	0%	0%	0%	0%	1%	