



Department of Health & Family Welfare Govt. of West Bengal

WEST BENGAL COVID-19 HEALTH BULLETIN – 7th NOVEMBER 2020

Active COVID-19 Cases as on 7th November: 35,088

COVID 19 STATUS

S. No	Subject	Number
1	Total COVID-19 Cases till 6 th November	3,97,466
2	New COVID-19 Cases on 7 th November	3,928
3	Total COVID-19 Cases till 7th November (1+2)	4,01,394
4	Total Discharged	3,59,071 (+4,339)
5	Total Deaths as on 7 th November*	7,235 (+58)
6	Active COVID-19 Cases as on 7th November	35,088 (-469)
7	Discharge Rate (4/3)	89.46%

Note: All figures updated till 9AM, 7th November

#Daily increase/decrease with respect to previous day is shown as (+/-)

*Complete analysis can be referred from **Section X**, (Page no. 5)

TESTING SNAPSHOT

S. No	Subject	Number
1	Samples Tested till 6 th November	48,24,327
2	Samples Tested on 7 th November	45,227
3	Total Number of Samples Tested till 7th November (1+2)	48,69,554
4	Tests per Million population	54,106
5	% of Positive Cases out of Samples Tested	8.24%
6	Total Testing Laboratories*	94
7	Testing Laboratories added this week	0
8	Testing Laboratories pending approval	1

*Detailed breakup of these laboratories is given on **Page 4 and Page 5**

INFRASTRUCTURE DETAILS

S. No	Subject	Number
1	Total Number of Hospitals dedicated for treating COVID-19	101
2	Total Number of Govt. Hospitals dedicated for treating COVID-19	44
3	Total Number of Pvt. Hospitals requisitioned for treating COVID-19	57
4	Total Number of earmarked COVID-19 Beds	13,508
5	% Occupancy in COVID Beds	34.42%
6	Total ICU/HDU Beds in the COVID Hospitals	1,809
7	Total Number of Ventilators in the COVID Hospitals	1090

IV

QUARANTINE DETAILS

Institutional Quarantine		
1	Total Govt. Quarantine Centres	582
2	Total number of people in Govt. Quarantine Centres	2,295
3	Total number of people released from Govt. Quarantine Centres	1,08,187
Home Quarantine		
1	Total Home Quarantined People	9,40,518
2	Total number of people currently in Home Quarantine	97,223
3	Total number of people released from Home Quarantine	8,43,295
Safe Homes		
1	Total Number of Safe Homes	200
2	Total Number of Beds in Safe Homes	11,507
3	Total Number of Patients in Safe Homes currently	1,443



Department of Health & Family Welfare Govt. of West Bengal

WEST BENGAL COVID-19 HEALTH BULLETIN – 7th NOVEMBER 2020

V

DISTRICT SNAPSHOT#

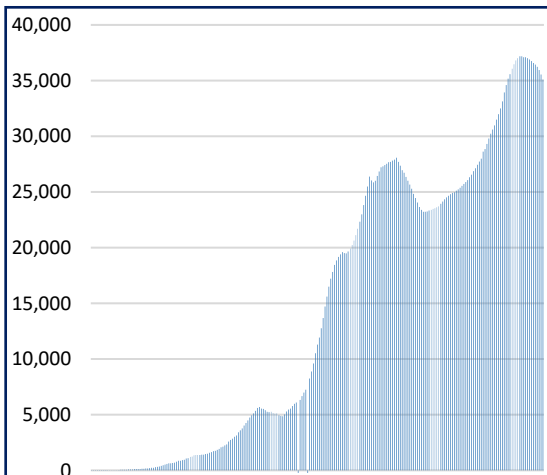
1	2	3	4	5	6 = 3-4-5	7
S. No	District	Total Cases	Total Discharged	Total Deaths	Total Active Cases	Last Reported Case
1	Alipurduar	6,627 ⁺⁵⁰	6,329 ⁺⁷⁹	78	220 ⁻²⁹	6- Nov
2	Coochbehar	9,214 ⁺⁹²	8,281 ⁺¹²²	55 ⁺¹	878 ⁻³¹	6- Nov
3	Darjeeling	12,449 ⁺¹⁴⁸	11,040 ⁺²³⁸	147 ⁺²	1,262 ⁻⁹²	6- Nov
4	Kalimpong	1,513 ⁺¹³	1,420 ⁺²²	17	76 ⁻⁹	6- Nov
5	Jalpaiguri	9,775 ⁺⁹⁵	8,803 ⁺¹⁹⁵	95 ⁺¹	877 ⁻¹⁰¹	6- Nov
6	Uttar Dinajpur	5,054 ⁺⁴³	4,641 ⁺⁶⁹	55 ⁺¹	358 ⁻²⁷	6- Nov
7	Dakshin Dinajpur	7,184 ⁺⁷	6,790 ⁺⁵²	54	340 ⁻⁴⁵	6- Nov
8	Malda	10,343 ⁺⁴⁰	9,389 ⁺⁸⁹	88	866 ⁻⁴⁹	6- Nov
9	Murshidabad	9,322 ⁺⁸⁴	8,402 ⁺⁹²	101	819 ⁻⁸	6- Nov
10	Nadia	13,518 ⁺¹⁶⁶	11,607 ⁺²¹⁰	172 ⁺⁴	1,739 ⁻⁴⁸	6- Nov
11	Birbhum	6,713 ⁺⁷⁵	6,009 ⁺⁹²	59 ⁺¹	645 ⁻¹⁸	6- Nov
12	Purulia	5,422 ⁺¹²	5,020 ⁺⁹⁸	32 ⁺¹	370 ⁻⁸⁷	6- Nov
13	Bankura	8,460 ⁺⁶⁴	7,663 ⁺⁹⁶	78	719 ⁻³²	6- Nov
14	Jhargram	1,988 ⁺¹³	1,738 ⁺²¹	13 ⁺¹	237 ⁻⁹	6- Nov
15	Paschim Medinipur	15,501 ⁺²³⁵	13,548 ⁺²²³	221	1,732 ⁺¹²	6- Nov
16	Purba Medinipur	15,913 ⁺²²⁸	14,160 ⁺¹⁴⁵	203	1,550 ⁺⁸³	6- Nov
17	Purba Bardhaman	8,433 ⁺⁸³	7,509 ⁺¹⁷⁰	74	850 ⁻⁸⁷	6- Nov
18	Paschim Bardhaman	11,042 ⁺⁸³	9,900 ⁺¹⁶²	106	1,036 ⁻⁷⁹	6- Nov
19	Howrah	27,010 ⁺¹⁹⁶	24,283 ⁺²⁷⁷	770 ⁺⁴	1,957 ⁻⁸⁵	6- Nov
20	Hooghly	19,747 ⁺²⁷²	17,659 ⁺²⁶⁵	344 ⁺⁴	1,744 ⁺³	6- Nov
21	North 24 Parganas	82,213 ⁺⁸³⁶	73,508 ⁺⁶³⁷	1,672 ⁺¹⁵	7,033 ⁺¹⁸⁴	6- Nov
22	South 24 Parganas	26,500 ⁺²⁴²	23,634 ⁺³³⁸	491 ⁺³	2,375 ⁻⁹⁹	6- Nov
23	Kolkata	87,387 ⁺⁸⁵¹	77,675 ⁺⁶⁴⁷	2,307 ⁺²⁰	7,405 ⁺¹⁸⁴	6- Nov
24	Other State	66	63	3	0	6-June
TOTAL		4,01,394^{+3,928}	3,59,071^{+4,339}	7,235⁺⁵⁸	35,088⁻⁴⁶⁹	

#District Wise data is subject to verification and may change

#Daily increase/decrease with respect to previous day is in superscript as +/- (Eg: ⁺⁴)

VI

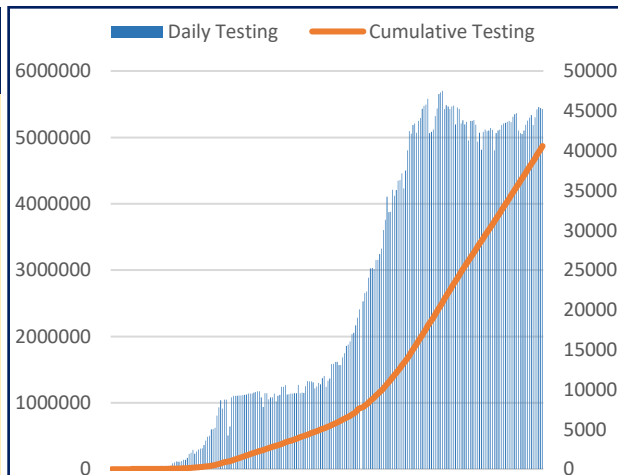
DAILY CUMULATIVE ACTIVE COVID-19 CASES



17th March to 7th Nov

VII

SAMPLES TESTED (Daily and Cumulative)



17th March to 7th Nov



Department of Health & Family Welfare
Govt. of West Bengal

WEST BENGAL COVID-19 HEALTH BULLETIN – 7th NOVEMBER 2020

VIII

UNIT WISE EQUIPMENT SUPPLY (CUMULATIVE)

S. No.	Unit Name	PPE	N95/FFP2	Regular Masks		Gloves	Sanitizer (In ltr.)
				Reusable Mask	Disposable Mask		
1	Alipurduar	17,800	24,250	13,400	97,900	70,200	4,442.0
2	Bankura	40,950	40,700	27,300	1,50,550	98,200	6,748.0
3	Birbhum	34,150	24,300	32,400	88,050	39,700	5,421.0
4	Bishnupur HD	12,850	28,100	54,600	1,16,250	1,05,200	5,511.0
5	Coochbehar	32,100	25,450	26,700	41,100	7,200	4,354.0
6	Dakshin Dinajpur	18,400	18,650	21,500	1,13,600	74,700	4,921.0
7	Darjeeling	45,250	44,650	22,900	32,200	10,700	4,298.0
8	Diamond Harbour HD	39,250	30,300	28,000	1,04,550	91,500	3,734.0
9	Hooghly	56,370	45,750	47,000	1,60,200	1,34,100	10,241.0
10	Howrah	1,04,450	66,000	63,780	1,84,050	2,07,200	6,131.0
11	Jalpaiguri	32,800	32,600	45,300	1,05,000	51,200	5,463.0
12	Jhargram	13,250	13,100	24,890	54,050	51,200	3,993.0
13	Kalimpong	19,150	20,900	19,000	64,050	27,200	3,970.5
14	Malda	25,100	22,200	26,000	79,100	91,700	6,951.0
15	Murshidabad	31,333	46,880	47,200	1,43,100	1,24,200	10,080.0
16	Nadia	55,570	33,240	36,800	1,38,050	1,25,700	5,131.0
17	North 24 Parganas	87,800	62,740	31,440	1,79,000	98,700	7,133.5
18	Basirhat HD	42,820	41,230	32,280	1,38,050	1,55,000	4,897.0
19	Paschim Bardhaman	35,850	32,100	17,580	1,08,000	1,09,900	1,707.0
20	Paschim Medinipur	32,450	41,300	41,090	1,47,050	1,33,700	6,935.0
21	Purba Bardhaman	53,650	46,700	26,800	1,28,550	1,28,700	8,843.0
22	Purba Medinipur	48,050	34,700	33,220	71,050	82,100	1,731.0
23	Nandigram HD	15,250	29,100	30,640	1,14,050	76,200	6,729.0
24	Purulia	45,950	30,100	52,700	1,37,550	1,13,700	6,821.0
25	Rampurhat HD	23,150	27,000	30,300	57,550	66,500	5,237.0
26	South 24 Parganas	50,450	32,100	33,400	97,250	94,400	2,141.0
27	Uttar Dinajpur	35,750	40,550	43,600	1,07,050	1,18,700	5,553.0
28	Bankura S MC&H	17,500	40,650	10,200	1,68,500	1,62,400	2,660.0
29	Coochbehar MC&H	13,800	13,900	14,600	50,500	74,500	2,792.0
30	NB MC&H	38,350	86,500	20,000	2,10,200	1,95,500	7,290.0
31	Diamond Harbour MC&H	13,300	19,700	10,100	1,36,500	1,34,500	3,298.0
32	Malda MC&H	18,800	65,100	13,100	1,78,500	1,92,500	5,218.0
33	Murshidabad MC&H	30,130	63,450	14,600	1,19,000	1,66,500	1,940.0
34	Bardhaman MC&H	23,900	34,100	17,500	1,67,500	1,85,500	2,998.0
35	Medinipur MC&H	49,800	66,200	34,100	2,33,500	1,62,000	10,198.0
36	Purulia MC&H	13,300	19,900	51,600	99,500	1,03,000	4,098.0
37	Rampurhat MC&H	20,400	22,400	17,600	37,000	58,500	9,248.0
38	Raiganj MC&H	14,100	11,900	13,100	48,500	68,000	1,890.0
39	JNM MC&H	17,400	20,000	24,000	45,000	38,000	2,372.0
40	Sagar Dutta MC&H	55,520	76,330	17,600	1,53,550	1,65,500	6,878.0
41	ID & BG Hospital	45,050	54,800	20,600	93,100	71,500	2,671.0
42	RG Kar MCH	40,850	61,000	15,800	2,75,050	2,81,700	6,407.0
43	NRS MCH	60,250	80,000	30,800	1,84,550	1,78,200	4,290.0
44	IPGMER & SSKMH	98,900	1,04,590	66,600	3,88,050	3,79,500	13,217.0
45	Medical College, Kolkata	1,36,450	1,24,000	20,800	2,68,050	3,37,500	7,712.0
46	CNMCH	51,350	47,800	23,150	1,33,500	99,500	3,472.0
47	Other Govt Dept/Institutions	3,93,101	3,54,595	2,06,388	9,21,151	8,79,302	50,565.3
48	Stock in hand-In Transit	3,80,068	4,93,435	7,95,301	2,057	2,108	31,458.9
TOTAL		25,82,262	27,95,040	23,47,359	68,70,208	64,23,210	3,29,790.2

*In addition to State supply, local procurement is also done.



Department of Health & Family Welfare Govt. of West Bengal

WEST BENGAL COVID-19 HEALTH BULLETIN – 7th NOVEMBER 2020

IX

DETAILS OF TESTING LABS

S. No.	Name of Testing Lab	Samples Tested	Method of Testing	Functional WEF
1	NICED	1,34,760	RT-PCR	Since Beginning
2	SSKM	1,87,399	RT-PCR	17-Mar
3	Medinipur MCH	1,34,419	RT-PCR	24-Mar
4	North Bengal MCH	2,08,653	RT-PCR	29-Mar
5	School of Tropical Medicine	1,44,471	RT-PCR	01-Apr
6	Apollo Hospital	26,511	RT-PCR	06-Apr
7	Tata Medical Centre	14,479	RT-PCR	06-Apr
8	Malda MCH	1,41,074	RT-PCR	08-Apr
9	Dr. Lal Pathlab	1,39,651	RT-PCR	17-Apr
10	Command Hospital	20,442	RT-PCR	17-Apr
11	CNCI	13,649	RT-PCR	22-Apr
12	RG Kar MCH	1,47,861	RT-PCR	24-Apr
13	SURAKSHA	85,357	RT-PCR	24-Apr
14	Murshidabad MCH	1,05,748	RT-PCR	26-Apr
15	Peerless	33,063	RT-PCR	30-Apr
16	Burdwan MCH	1,05,652	RT-PCR	06-May
17	MCH Kolkata	67,940	RT-PCR	08-May
18	NRS MCH	71,096	RT-PCR	12-May
19	Sanaka Hospitals	79,622	RT-PCR	12-May
20	Medica Hospital	77,552	RT-PCR	15-May
21	Bankura MCH	90,199	RT-PCR	22-May
22	Suri DH	75,801	RT-PCR	22-May
23	Coochbehar GMCH	70,360	RT-PCR	06-Jun
24	COMJNM Kalyani	97,593	RT-PCR	10-Jun
25	Desun Hospital	3,161	RT-PCR	17-Jun
26	RN Tagore Hospital	14,007	RT-PCR	24-Jun
27	Raigunj MCH	50,632	RT-PCR	26-Jun
28	Jagannath Gupta Institute of Medical Sciences	2,472	RT-PCR	06-Jul
29	ESI-Postgraduate Institute of Medical Science and Research	4,786	RT-PCR	16-Jul
30	Remedy Lifecare, Kolkata	5,442	RT-PCR	21-Jul
31	AMRI Dhakuria	24,068	RT-PCR	19-May
32	Rampurhat MCH	38,359	RT-PCR	19-May
33	CNMCH	31,098	RT-PCR	20-May
34	DH GMCH	52,809	RT-PCR	20-May
35	COMSDH	27,694	RT-PCR	27-May
36	Purulia Govt. MCH	44,143	RT-PCR	03-Jun
37	SRL Lab	36,868	RT-PCR	18-Jun
38	Probe diagnostics	7,003	RT-PCR	14-Aug
39	Pulse Diagnostics	11,152	RT-PCR	12-Sept
40	RB Diagnostic Kolkata	7,943	RT-PCR	20-Sept
41	Purba Medinipur DH	4,890	RT-PCR	24-Sept
42	B.P. Poddar Hospital & Medical Research Ltd	163	RT-PCR	27-Oct
43	Swastik Clinic & Seva Sadan Pvt. Ltd., Birbhum	28	RT-PCR	27-Oct
44	Repromed Diagnostic Ltd	1,364	RT-PCR	24-Sept
45	AMRI Salt Lake	8,810	CBNAAT	01-May
46	CMRI	7,313	CBNAAT	13-May
47	Asansol DH	1,805	TRUENAT	19-May

Note: Average tests per CBNAAT and TRUENAT machines are 32 per day and 16 per day respectively



Department of Health & Family Welfare Govt. of West Bengal

WEST BENGAL COVID-19 HEALTH BULLETIN – 7th NOVEMBER 2020

IX

DETAILS OF TESTING LABS

S. No.	Name of Testing Lab	Samples Tested	Method of Testing	Functional WEF
48	Jhargram DH	1,990	TRUENAT	19-May
49	Falakata SSH	3,203	TRUENAT	20-May
50	Balurghat DH	2,028	TRUENAT	22-May
51	Serampore DH	1,096	TRUENAT	25-May
52	Uluberia SSH	1,483	TRUENAT	27-May
53	Jangipur SDH	1,334	TRUENAT	27-May
54	Egra SDH	524	TRUENAT	27-May
55	MR Bangur Hospital	398	TRUENAT	28-May
56	Chanchal SDH	365	TRUENAT	28-May
57	Biswa Bangla Krirangan COVID Hospital	58,749	TRUENAT	31-May
58	Woodlands	3,722	CBNAAT	11-Jun
59	Alipurduar DH	1,542	TRUENAT	16-Jun
60	Basirhat DH	301	TRUENAT	19-Jun
61	Anandaloke Sonoscan, Siliguri	2,539	TRUENAT	27-Jun
62	Gangarampur SDH	920	CBNAAT	16-Jul
63	Contai SDH	286	TRUENAT	20-Jul
64	ILS hospital	1,200	TRUENAT	25-Jul
65	Uttar Latabari DH	87	TRUENAT	04-Aug
66	Nandigram SSH/DH	751	TRUENAT	04-Aug
67	Panskura Hospital	266	TRUENAT	06-Aug
68	Chittaranjan Seva Sadan Hospital	1,391	TRUENAT	10-Aug
69	Dr. PK Saha Hospital, Coochbihar	1,839	TRUENAT	11-Aug
70	Salt Lake SDH	492	TRUENAT	13-Aug
71	Charnock Hospital	1,788	TRUENAT	14-Aug
72	Gabberia SGH	84	TRUENAT	15-Aug
73	Spandan Disgnostic Center	3,724	TRUENAT	16-Aug
74	Kakdwip SSH	115	TRUENAT	17-Aug
75	Mal SSH	59	TRUENAT	18-Aug
76	Howrah DH	113	TRUENAT	21-Aug
77	Sagardighi SSH	93	TRUENAT	2-Sept
78	Domkal SSH	124	TRUENAT	6-Sept
79	Udaynarayanpur SGH Howrah	26	TRUENAT	7- Sept
80	GD Hospital & Diabetes Institute, Howrah	485	CBNAAT	8-Sept
81	Nightingale Diagnostic & Medicare Centre	690	TRUENAT	12-Sept
82	Bhagirathi Neotia Woman * Child Care Centre	125	CBNAAT	16-Sept
83	Krishnanagar DTC	15	TRUENAT	29-Sept
84	Mission Hospital, Durgapur	1,708	TRUENAT	29-Sept
85	Medinova, Kolkata	829	TRUENAT	1-Oct
86	Specialist Clinic & Diagnostic, Barasat	365	TRUENAT	1-Oct
87	MSS Bansal Medical, Kolkata	1,154	TRUENAT	2-Oct
88	TLJ, SGH, Howrah	13	TRUENAT	2-Oct
89	Narayan Memorial Hospital, Kolkata	97	TRUENAT	2-Oct
90	Kalimpong DH	169	TRUENAT	6-Oct
91	Mirik BPHC, Darjeeling	29	TRUENAT	9-Oct
92	Barjore SSH, Bankura	49	TRUENAT	11-Oct
93	Darjeeling DH	58	TRUENAT	11-Oct
94	Metropolis Kolkata	10	TRUENAT	14-Oct
95	Antigen Test done within the State	20,10,384	-	-
96	Samples Tested in Labs Outside the State	1,01,380	RT-PCR	-
	TOTAL	48,69,554		

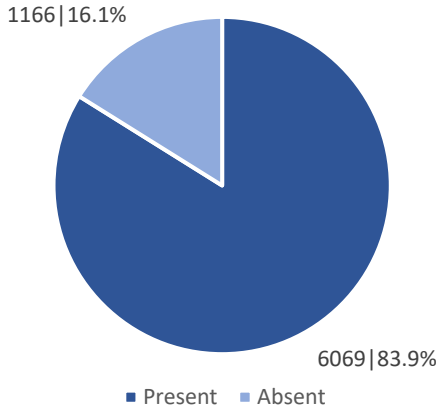
Note: Average tests per CBNAAT and TRUENAT machines are 32 per day and 16 per day respectively



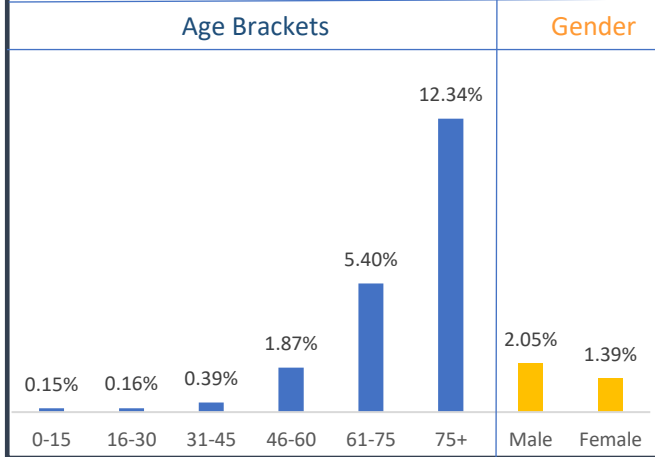
WEST BENGAL COVID-19 HEALTH BULLETIN – 7th NOVEMBER 2020

X

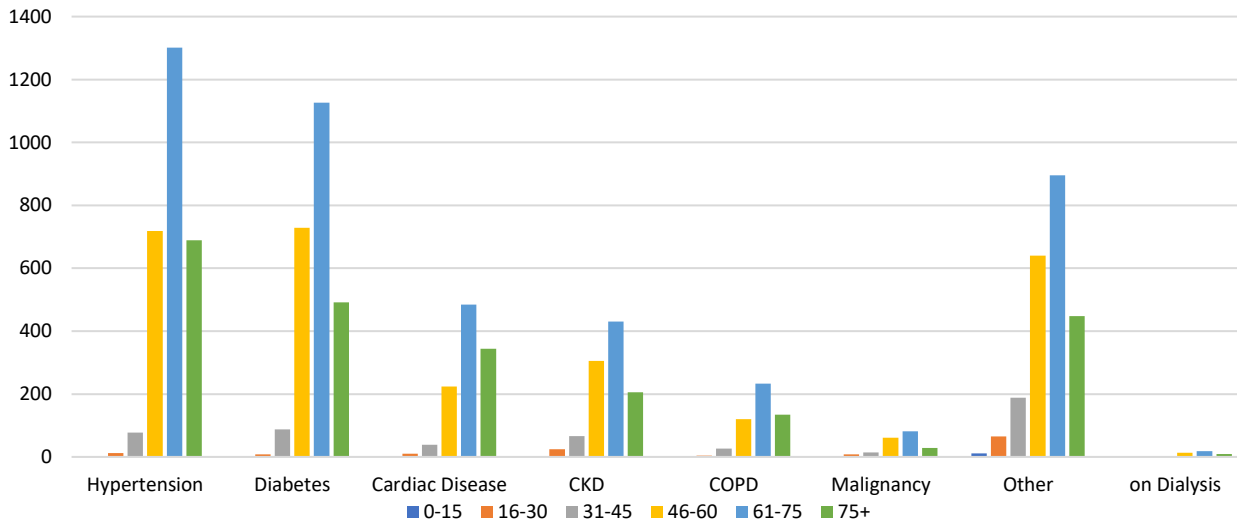
Comorbidity Status in Deceased Cases (n=7,235)



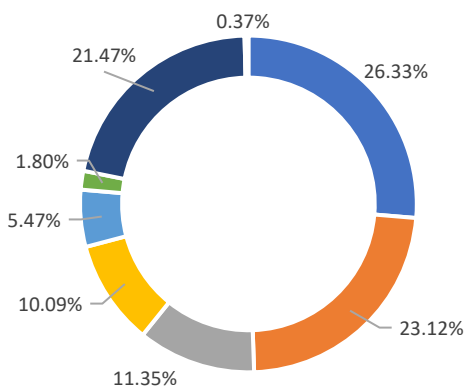
Fatality Rate in Respective Age Brackets & Gender Group



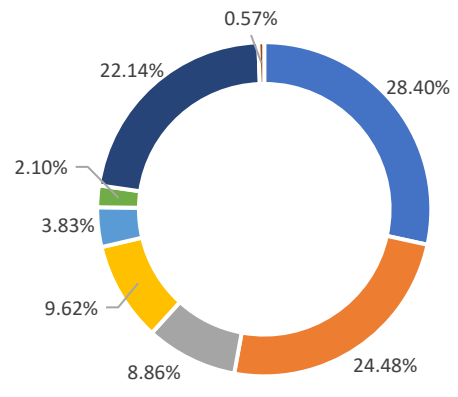
Age Group Wise Comorbidities Among Deceased



Share of Comorbidities in Male



Share of Comorbidities in Female



FATALITY ANALYSIS

■ Hypertension ■ Diabetes ■ Cardiac Disease ■ CKD ■ COPD ■ Malignancy ■ Other ■ on Dialysis



Department of Health & Family Welfare Govt. of West Bengal

WEST BENGAL COVID-19 HEALTH BULLETIN – 7th NOVEMBER 2020

XI

EQUIPMENT SUPPLY

S. No	Equipment	Ordered by State Govt.	Received Yesterday	Total Received by State Govt.	Order Pending
1	PPEs	29.10 L	5,000	25.11 L	3.99 L
2	N95/FFP2 Masks	36.20 L	20,000	26.99 L	9.21 L
3	Regular Masks	74.50 L	25,000	71.90 L	2.60 L
4	Hand Sanitizers (In Ltrs.)	3.61 L	1,000	3,12,000	49,000
5	Gloves	64.50 L	30,000	61.10 L	3.40 L
6	Thermal Guns	20,000	NIL	20,000	NIL

XII

DEDICATED COVID-19 HELPLINE (24 X 7)

1. Dedicated COVID-19 Helpline : **1800 313 444 222**
2. Direct Telemedicine Line : **033 23576001**
3. Ambulance Service : **033 40902929**
4. COVID Telemedicine App "[Covid Telemedicine WB](#)" on Google Play Store
 - These services include allocation of beds in Govt. hospitals and Safe Homes
 - Telemedicine for citizens at large and those in home isolation
 - Ambulance service includes guidance and provision of Govt. ambulance
5. Tele-Psychological counselling services have started since August 1st, 2020.

General Queries			
1	A	Total Queries addressed in last 24 hours	3,376
	B	Total Queries addressed till 6 th November	13,79,067
Telemedicine			
2	A	Total consultations given in last 24 hours	3,823
	B	Total consultations given till 6 th November	4,17,551
Ambulance Services			
3	A	Ambulances assigned in last 24 hours	534
	B	Total calls received in last 24 hours	541
Tele-Psychological Counselling			
4	A	Counselling given in last 24 hours	1,825
	B	Counselling given till 6 th November	1,24,552

State Government Interventions :

- Weekly death rate is 1.48% .Both death rate and Infection rate are showing a downward trend.
- Additional 1974 Oxygenated beds and 805 ICU/HDU beds will be added within November 2020
- Status of availability of beds for COVID positive patients in government and private hospitals is available at Health & FW Department's website: www.wbhealth.gov.in
- Safe Homes : An initiative by the Government of West Bengal for care and treatment of asymptomatic/mild symptomatic COVID patients for whom home isolation is not possible /advisable
- As per State Government advisory Satellite Health Facilities are being developed by private hospitals in close vicinity of their hospitals as separate health facility for treatment of asymptomatic/mild symptomatic COVID patients. This intervention is expected to free beds in the hospitals for serious patients.

All the guidelines and orders relating to Covid-19 are posted on www.wbhealth.gov.in

You can follow us on :

Facebook at: <https://www.facebook.com/wbdhfw/>

Twitter at: <https://twitter.com/wbdhfw>