



# Department of Health & Family Welfare Govt. of West Bengal

## WEST BENGAL COVID-19 HEALTH BULLETIN – 7<sup>th</sup> JULY 2021

### I COVID 19 STATUS

S. No	Subject	Number
1	New COVID-19 Cases on 7 <sup>th</sup> July	982
2	<b>Total COVID-19 Cases till 7<sup>th</sup> July</b>	<b>15,08,223</b>
3	Total Discharged	14,73,718 (+1,586)
4	Total Deaths as on 7 <sup>th</sup> July*	17,850 (+16)
5	<b>Active COVID-19 Cases as on 7<sup>th</sup> July</b>	<b>16,655 (-620)</b>
6	Discharge Rate (3/2)	97.71%
7	Fatality Rate (4/2)	1.18%

Note: All figures updated till 9AM, 7<sup>th</sup> July

#Daily increase/decrease with respect to previous day is shown as (+/-)

\*Complete analysis can be referred from **Section X**, (Page no. 5)

### II TESTING SNAPSHOT

S. No	Subject	Number
1	Samples Tested on 7 <sup>th</sup> July	47,189
2	<b>Total Number of Samples Tested till 7<sup>th</sup> July</b>	<b>1,45,63,940</b>
3	<b>Positivity Rate as on 7<sup>th</sup> July</b>	<b>2.08%</b>
4	Tests per Million population	1,61,822
5	Total Testing Laboratories*	124
6	RT-PCR/Antigen Test Ratio	53:47

\*Detailed breakup of these laboratories is given on **Page 3 and Page 4**

### III TREATMENT INFRASTRUCTURE SNAPSHOT

S. No	Subject	Number
1	Total Number of Hospitals dedicated for treating COVID-19	203
2	Total Number of Govt. Hospitals dedicated for treating COVID-19	196
3	Total Number of Pvt. Hospitals requisitioned for treating COVID-19	7
4	Total Number of earmarked COVID-19 Beds	23,947
5	% Occupancy in COVID Beds	6.47%
6	Total ICU/HDU Beds in the COVID Hospitals	2,861
7	Total Number of Safe Homes	200
8	Total Number of Beds in Safe Homes	11,507

### IV ACTIVE CASES SNAPSHOT

S. No	Subject	Number
1	Total number of people currently in Home Isolation	13,846
2	Total Number of Patients in Hospitals	2,114
3	Total Number of Patients in Safe Homes	695

### V VACCINATION STATUS

S. No	Subject	Number
1	Total Number of people vaccinated on 7 <sup>th</sup> July	2,40,706
2	First Dose on 7 <sup>th</sup> July	94,693
3	Second Dose on 7 <sup>th</sup> July	1,46,013
4	Cumulative Vaccination till 7 <sup>th</sup> July	2,30,21,186
5	Cumulative Vaccination First Dose	1,72,34,949
6	Cumulative Vaccination Second Dose	57,86,237
7	Number of CVC (Common Vaccination Centres)	2,180
8	Cumulative AEFI cases reported	1,960
9	Vaccine wastage	-6%



# Department of Health & Family Welfare Govt. of West Bengal

## WEST BENGAL COVID-19 HEALTH BULLETIN – 7<sup>th</sup> JULY 2021

### VI

#### DISTRICT COVID-19 STATUS#

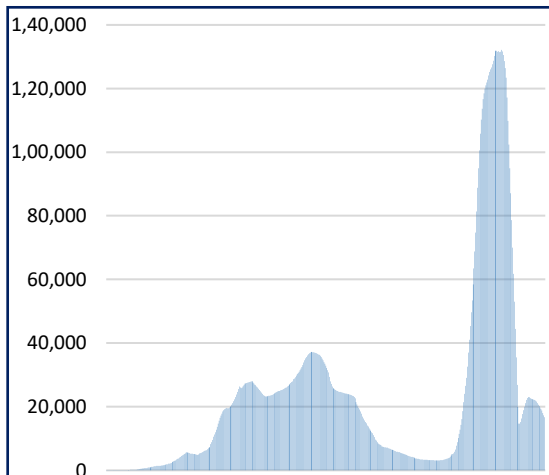
1	2	3	4	5	6 = 3-4-5	7
S. No	District	Total Cases	Total Discharged	Total Deaths	Total Active Cases	Last Reported Case
1	Alipurduar	14,377 <sup>+18</sup>	13,954 <sup>+31</sup>	99	324 <sup>-13</sup>	6-July-21
2	Coochbehar	26,445 <sup>+58</sup>	25,447 <sup>+98</sup>	90	908 <sup>-40</sup>	6-July-21
3	Darjeeling	51,519 <sup>+95</sup>	49,480 <sup>+127</sup>	471 <sup>+2</sup>	1,568 <sup>-34</sup>	6-July-21
4	Kalimpong	5,774 <sup>+14</sup>	5,536 <sup>+19</sup>	39 <sup>+1</sup>	199 <sup>-6</sup>	6-July-21
5	Jalpaiguri	38,596 <sup>+41</sup>	37,168 <sup>+89</sup>	506	922 <sup>-48</sup>	6-July-21
6	Uttar Dinajpur	19,198 <sup>+7</sup>	18,725 <sup>+23</sup>	232	241 <sup>-16</sup>	6-July-21
7	Dakshin Dinajpur	16,719 <sup>+20</sup>	16,345 <sup>+17</sup>	167	207 <sup>+3</sup>	6-July-21
8	Malda	32,518 <sup>+12</sup>	32,230 <sup>+10</sup>	182	106 <sup>+2</sup>	6-July-21
9	Murshidabad	33,451 <sup>+9</sup>	33,009 <sup>+11</sup>	322	120 <sup>-2</sup>	6-July-21
10	Nadia	67,962 <sup>+49</sup>	66,478 <sup>+79</sup>	651 <sup>+1</sup>	833 <sup>-31</sup>	6-July-21
11	Birbhum	40,105 <sup>+13</sup>	39,638 <sup>+17</sup>	282	185 <sup>-4</sup>	6-July-21
12	Purulia	19,057 <sup>+4</sup>	18,883 <sup>+6</sup>	112	62 <sup>-2</sup>	6-July-21
13	Bankura	33,540 <sup>+37</sup>	32,678 <sup>+57</sup>	257	605 <sup>-20</sup>	6-July-21
14	Jhargram	10,427 <sup>+24</sup>	9,960 <sup>+42</sup>	25	442 <sup>-18</sup>	6-July-21
15	Paschim Medinipur	49,530 <sup>+102</sup>	47,625 <sup>+138</sup>	470 <sup>+1</sup>	1,435 <sup>-37</sup>	6-July-21
16	Purba Medinipur	59,030 <sup>+68</sup>	57,178 <sup>+129</sup>	361	1,491 <sup>-61</sup>	6-July-21
17	Purba Bardhaman	39,251 <sup>+34</sup>	38,552 <sup>+49</sup>	175 <sup>+1</sup>	524 <sup>-16</sup>	6-July-21
18	Paschim Bardhaman	55,822 <sup>+20</sup>	55,085 <sup>+38</sup>	341	396 <sup>-18</sup>	6-July-21
19	Howrah	93,534 <sup>+66</sup>	91,088 <sup>+91</sup>	1,472	974 <sup>-25</sup>	6-July-21
20	Hooghly	80,546 <sup>+68</sup>	78,699 <sup>+91</sup>	881 <sup>+2</sup>	966 <sup>-25</sup>	6-July-21
21	North 24 Parganas	3,16,979 <sup>+94</sup>	3,10,571 <sup>+181</sup>	4,516 <sup>+4</sup>	1,892 <sup>-91</sup>	6-July-21
22	South 24 Parganas	94,975 <sup>+44</sup>	92,736 <sup>+95</sup>	1,257 <sup>+2</sup>	982 <sup>-53</sup>	6-July-21
23	Kolkata	3,08,802 <sup>+85</sup>	3,02,590 <sup>+148</sup>	4,939 <sup>+2</sup>	1,273 <sup>-65</sup>	6-July-21
24	Other State	66	63	3	0	6-Jun-20
<b>TOTAL</b>		<b>15,08,223<sup>+982</sup></b>	<b>14,73,718<sup>+1,586</sup></b>	<b>17,850<sup>+16</sup></b>	<b>16,655<sup>-620</sup></b>	

#District Wise data is subject to verification and may change

#Daily increase/decrease with respect to previous day is in superscript as +/- (Eg: +4)

### VII

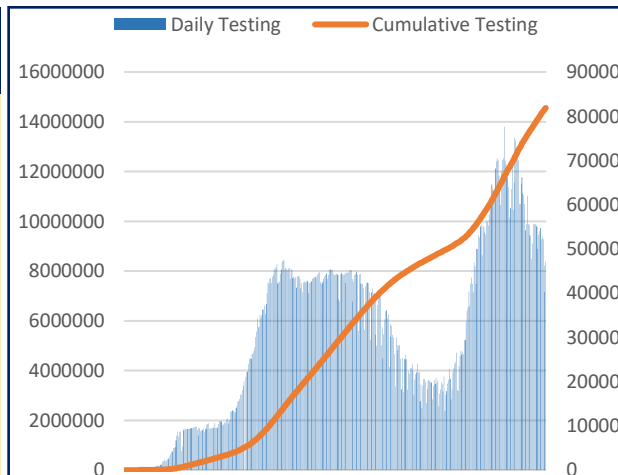
#### DAILY CUMULATIVE ACTIVE COVID-19 CASES



17<sup>th</sup> March 2020 to 7<sup>th</sup> July 2021

### VIII

#### SAMPLES TESTED (Daily and Cumulative)



17<sup>th</sup> March 2020 to 7<sup>th</sup> July 2021



# Department of Health & Family Welfare Govt. of West Bengal

## WEST BENGAL COVID-19 HEALTH BULLETIN – 7<sup>th</sup> JULY 2021

IX

DETAILS OF TESTING LABS

S. No.	Name of Testing Lab	District	Authority	Samples Tested	Testing Method	Functional WEF
1	NICED	Kolkata	Central Govt	2,89,838	RT-PCR	Since Beginning
2	SSKM	Kolkata	State Govt	4,03,150	RT-PCR	17-Mar-20
3	Medinipur MCH	Paschim Midnapore	State Govt	2,22,285	RT-PCR	24-Mar-20
4	North Bengal MCH	Darjeeling	State Govt	4,90,053	RT-PCR	29-Mar-20
5	School of Tropical Medicine	Kolkata	State Govt	2,99,191	RT-PCR	01-Apr-20
6	Apollo Hospital	North 24 Pargana	PVT	79,042	RT-PCR	06-Apr-20
7	Tata Medical Centre	North 24 Pargana	PVT	27,399	RT-PCR	06-Apr-20
8	Malda MCH	Malda	State Govt	3,49,382	RT-PCR	08-Apr-20
9	Dr. Lal Pathlab	North 24 Pargana	PVT	4,44,747	RT-PCR	17-Apr-20
10	Command Hospital	Kolkata	Central Govt	46,255	RT-PCR	17-Apr-20
11	CNCI	Kolkata	Central Govt	34,545	RT-PCR	22-Apr-20
12	RG Kar MCH	Kolkata	State Govt	3,38,368	RT-PCR	24-Apr-20
13	SURAKSHA	North 24 Pargana	PVT	2,55,902	RT-PCR	24-Apr-20
14	Murshidabad MCH	Murshidabad	State Govt	2,72,493	RT-PCR	26-Apr-20
15	Peerless	Kolkata	PVT	92,360	RT-PCR	30-Apr-20
16	Burdwan MCH	Burdwan	State Govt	2,65,702	RT-PCR	06-May-20
17	MCH Kolkata	Kolkata	State Govt	1,42,564	RT-PCR	08-May-20
18	NRS MCH	Kolkata	State Govt	1,82,802	RT-PCR	12-May-20
19	Sanaka Hospitals	Paschim Burdwan	PVT	1,40,101	RT-PCR	12-May-20
20	Medica Hospital	Kolkata	PVT	1,62,231	RT-PCR	15-May-20
21	Bankura MCH	Bankura	State Govt	2,48,990	RT-PCR	22-May-20
22	Suri DH	Birbhum	State Govt	1,73,695	RT-PCR	22-May-20
23	Coochbehar GMCH	Cooch Bihar	State Govt	2,51,849	RT-PCR	06-Jun-20
24	COMJNM Kalyani	Nadia	State Govt	2,32,906	RT-PCR	10-Jun-20
25	Desun Hospital	Kolkata	PVT	10,928	RT-PCR	17-Jun-20
26	RN Tagore Hospital	Kolkata	PVT	58,768	RT-PCR	24-Jun-20
27	Raigunj MCH	Uttar Dinajpur	State Govt	1,17,945	RT-PCR	26-Jun-20
28	Jagannath Gupta Institute of Medical Sciences	South 24 Pargana	PVT	8,704	RT-PCR	06-Jul-20
29	ESI-PGIMS	Kolkata	PVT	18,358	RT-PCR	16-Jul-20
30	Remedy Lifecare, Kolkata	Kolkata	PVT	19,385	RT-PCR	21-Jul-20
31	AMRI Dhakuria	Kolkata	PVT	72,644	RT-PCR	19-May-20
32	Rampurhat MCH	Birbhum	State Govt	1,42,254	RT-PCR	19-May-20
33	CNMCH	Kolkata	State Govt	1,10,470	RT-PCR	20-May-20
34	DH GMCH	South 24 Pargana	State Govt	2,35,148	RT-PCR	20-May-20
35	COMSDH	North 24 Pargana	State Govt	87,497	RT-PCR	27-May-20
36	Purulia Govt. MCH	Purulia	State Govt	1,46,044	RT-PCR	03-Jun-20
37	SRL Lab	Kolkata	PVT	2,87,110	RT-PCR	18-Jun-20
38	Probe diagnostics	Kolkata	PVT	70,064	RT-PCR	14-Aug-20
39	Pulse Diagnostics	Kolkata	PVT	1,05,062	RT-PCR	12-Sep-20
40	RB Diagnostic Kolkata	Kolkata	PVT	1,26,851	RT-PCR	20-Sep-20
41	Purba Medinipur DH	Purba Midnapur	State Govt	70,700	RT-PCR	24-Sep-20
42	B.P. Poddar Hospital & Medical Research Ltd	Kolkata	PVT	3,974	RT-PCR	27-Oct-20
43	Swastik Clinic & Seva Sadan Pvt. Ltd., Birbhum	Birbhum	PVT	1,236	RT-PCR	27-Oct-20
44	Repromed Diagnostic Ltd	Kolkata	PVT	34,064	RT-PCR	24-Sep-20
45	Gouri Devi Institute of Medical Sciences	Purba Burdwan	PVT	6,302	RT-PCR	07-Nov-20
46	IQ City Medical College Durgapur	Paschim Burdwan	PVT	16,778	RT-PCR	04-Dec-20
47	Imambara DH, Hooghly	Hooghly	State Govt	63,426	RT-PCR	15-Dec-20
48	Saroj Gupta Cancer Center & Research Institute	Kolkata	PVT	6,057	RT-PCR	23-Dec-20
49	Lasco Medicare Pvt. Ltd. Howrah	Howrah	PVT	14,935	RT-PCR	05-Jan-21
50	Icare Institute of Medical Sciences and Research	Purba Midnapur	PVT	5,937	RT-PCR	25-Jan-21
51	Sanjiban Hospital, Howrah	Howrah	PVT	8,090	RT-PCR	23-Feb-21
52	GCC DNA Diagnostic Lab	South 24 Pargana	PVT	3,358	RT-PCR	22-Apr-21
53	Quadra Medical Services	Kolkata	PVT	1,461	RT-PCR	01-May-21
54	Hindlabs, Kolkata	North 24 Pargana	PVT	10,175	RT-PCR	15-May-21
55	Pathkind Lab, Kolkata	Kolkata	PVT	7,282	RT-PCR	25-May-21
56	KPC Medical College	Kolkata	PVT	496	RT-PCR	1-Jun-21
57	Krishna Medica Lab, Kolkata	Kolkata	PVT	4,867	RT-PCR	2-Jun-21
58	Institute of Neurosciences, Kolkata	Kolkata	PVT	435	RT-PCR	4-Jun-21
59	Life Cell International, Kolkata	North 24 Pargana	PVT	2,725	RT-PCR	4-Jun-21
60	The Apollo Clinic - Pvt.Ltd.	Kolkata	PVT	1,101	RT-PCR	8-Jun-21
61	Genu Path Labs	North 24 Pargana	PVT	4	RT-PCR	27-Jun-21
62	Dr. ABG's Pathoscan Center	Purba Burdwan	PVT	71	RT-PCR	30-Jun-21
63	B M Birla Hospital	Kolkata	PVT	390	RT-LAMP	7-Jun-21
64	AMRI Salt Lake	North 24 Pargana	PVT	22,862	CBNAAT	01-May-20

Note: Average tests per CBNAAT and TRUENAT machines are 32 per day and 16 per day respectively



# Department of Health & Family Welfare Govt. of West Bengal

## WEST BENGAL COVID-19 HEALTH BULLETIN – 7<sup>th</sup> JULY 2021

IX

DETAILS OF TESTING LABS

S. No.	Name of Testing Lab	District	Authority	Samples Tested	Testing Method	Functional WEF
65	CMRI	Kolkata	PVT	22,362	CBNAAT	13-May-20
66	Asansol DH	Paschim Burdwan	State Govt	24,124	TRUENAT	19-May-20
67	Jhargram DH	Jhargram	State Govt	2,675	TRUENAT	19-May-20
68	Falakata SSH	Alipurduar	State Govt	3,872	TRUENAT	20-May-20
69	Balurghat DH	Dakshin Dinajpur	State Govt	3,627	TRUENAT	22-May-20
70	Serampore DH	Hooghly	State Govt	1,213	TRUENAT	25-May-20
71	Uluberia SSH	Howrah	State Govt	1,964	TRUENAT	27-May-20
72	Jangipur SDH	Murshidabad	State Govt	1,685	TRUENAT	27-May-20
73	Egra SDH	Purba Midnapur	State Govt	823	TRUENAT	27-May-20
74	MR Bangur Hospital	South 24 Pargana	State Govt	416	TRUENAT	28-May-20
75	Chanchal SDH	Malda	State Govt	559	TRUENAT	28-May-20
76	Biswa Bangla Krirangan COVID Hospital	Jalpaiguri	State Govt	1,41,257	TRUENAT	31-May-20
77	Woodlands	Kolkata	PVT	13,338	CBNAAT	11-Jun-20
78	Alipurduar DH	Alipurduar	State Govt	1,578	TRUENAT	16-Jun-20
79	Basirhat DH	North 24 Pargana	State Govt	511	TRUENAT	19-Jun-20
80	Anandaloke Sonoscan, Siliguri	Darjeeling	PVT	16,188	TRUENAT	27-Jun-20
81	Gangarampur SDH	Dakshin Dinajpur	State Govt	1,313	CBNAAT	16-Jul-20
82	Contai SDH	Purba Midnapur	State Govt	1,902	TRUENAT	20-Jul-20
83	ILS hospital	Kolkata	PVT	3,471	TRUENAT	25-Jul-20
84	Uttar Latabari DH	Alipurduar	State Govt	204	TRUENAT	04-Aug-20
85	Nandigram SSH/DH	Purba Midnapur	State Govt	826	TRUENAT	04-Aug-20
86	Panskura Hospital	Purba Midnapur	State Govt	436	TRUENAT	06-Aug-20
87	Chittaranjan Seva Sadan Hospital	Kolkata	State Govt	1,742	TRUENAT	10-Aug-20
88	Dr. PK Saha Hospital, Coochbihar	Cooch Bihar	PVT	6,605	TRUENAT	11-Aug-20
89	Salt Lake SDH	North 24 Pargana	State Govt	847	TRUENAT	13-Aug-20
90	Charnock Hospital	Kolkata	PVT	8,735	TRUENAT	14-Aug-20
91	Gabberia SGH	Howrah	State Govt	540	TRUENAT	15-Aug-20
92	Spandan Disgnostic Center	Paschim Midnapore	PVT	9,875	TRUENAT	16-Aug-20
93	Kakdwip SSH	South 24 Pargana	State Govt	277	TRUENAT	17-Aug-20
94	Mal SSH	Jalpaiguri	State Govt	198	TRUENAT	18-Aug-20
95	Howrah DH	Howrah	State Govt	185	TRUENAT	21-Aug-20
96	Spandan Hospital, Kolkata	North 24 Pargana	PVT	4,279	TRUENAT	01-Sep-20
97	Sagardighi SSH	Murshidabad	State Govt	587	TRUENAT	02-Sep-20
98	Domkal SSH	Murshidabad	State Govt	164	TRUENAT	06-Sep-20
99	Udaynarayanpur SGH Howrah	Howrah	State Govt	53	TRUENAT	07-Sep-20
100	GD Hospital & Diabetes Institute, Howrah	Kolkata	PVT	2,555	CBNAAT	08-Sep-20
101	Nightingale Diagnostic & Medicare Centre	Kolkata	PVT	10,588	TRUENAT	12-Sep-20
102	Bhagirathi Neotia Woman * Child Care Centre	North 24 Pargana	PVT	1,078	CBNAAT	16-Sep-20
103	Krishnanagar DTC	Nadia	State Govt	172	TRUENAT	29-Sep-20
104	Mission Hospital, Durgapur	Paschim Burdwan	PVT	18,177	TRUENAT	29-Sep-20
105	Medinova, Kolkata	Kolkata	PVT	5,153	TRUENAT	01-Oct-20
106	MSS Bansal Medical, Kolkata	Kolkata	PVT	14,482	TRUENAT	02-Oct-20
107	TLJ, SGH, Howrah	Howrah	PVT	338	TRUENAT	02-Oct-20
108	Narayan Memorial Hospital, Kolkata	Kolkata	PVT	1,000	TRUENAT	02-Oct-20
109	Kalimpong DH	Kalimpong	State Govt	428	TRUENAT	06-Oct-20
110	Mirik BPHC, Darjeeling	Darjeeling	State Govt	136	TRUENAT	09-Oct-20
111	Barjore SSH, Bankura	Bankura	State Govt	394	TRUENAT	11-Oct-20
112	Darjeeling DH	Darjeeling	State Govt	402	TRUENAT	11-Oct-20
113	Metropolis Kolkata	Kolkata	PVT	80,492	TRUENAT	14-Oct-20
114	Laboratory Services, Healthworld Hospitals, Durgapur	Paschim Burdwan	PVT	6,734	TRUENAT	04-Dec-20
115	Neotia Getwel Healthcare Centre, Siliguri	Darjeeling	PVT	2,044	CBNAAT	09-Jan-21
116	Arogya Niketan Nursing Home	Darjeeling	PVT	3,079	TRUENAT	16-Jan-21
117	Ruby General Hospital	Kolkata	PVT	2,542	CBNAAT	20-Jan-21
118	Cliniprfect Polyclinic and Diagnostics	North 24 Pargana	PVT	1,343	TRUENAT	23-Feb-21
119	10 Air Force Hospital, Hasimara	Alipurduar	Central Govt	935	TRUENAT	23-Apr-21
120	4 Air Force Hospital, Midnapore	Paschim Midnapore	Central Govt	1,314	TRUENAT	23-Apr-21
121	164 Military Hospital, Binnaguri	Jalpaiguri	Central Govt	1,493	TRUENAT	23-Apr-21
122	Central Hospital, SE Railway, Kolkata	Kolkata	Central Govt	953	CBNAAT	23-Apr-21
123	Zenith super speciality hospital	Kolkata	PVT	2,266	TRUENAT	23-Apr-21
124	Alipurduar Railway Hospital	Alipurduar	Central Govt	2,375	TRUENAT	23-Apr-21
125	Antigen Test done within the State		State Govt	62,98,743	-	-
126	Samples Tested in Labs Outside the State		PVT	4,76,485	RT-PCR	-
<b>TOTAL</b>				<b>1,45,63,940</b>	-	-

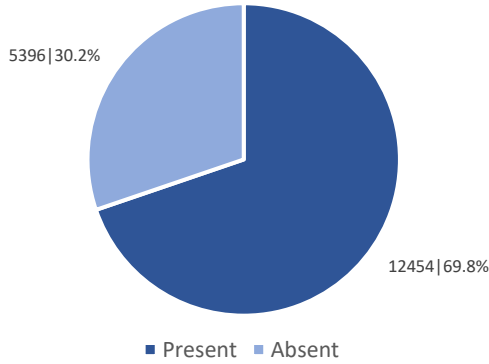
Note: Average tests per CBNAAT and TRUENAT machines are 32 per day and 16 per day respectively



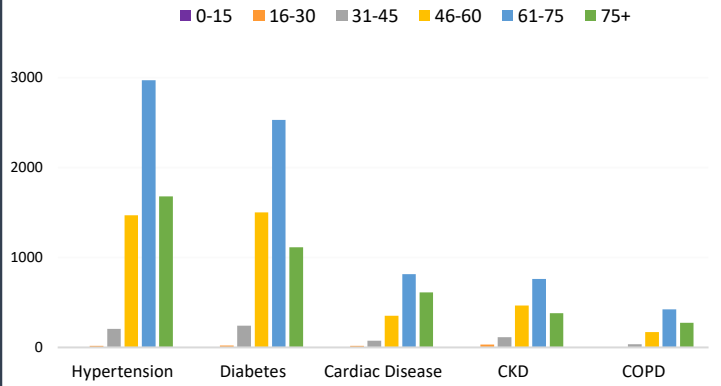
WEST BENGAL COVID-19 HEALTH BULLETIN – 7<sup>th</sup> JULY 2021

X

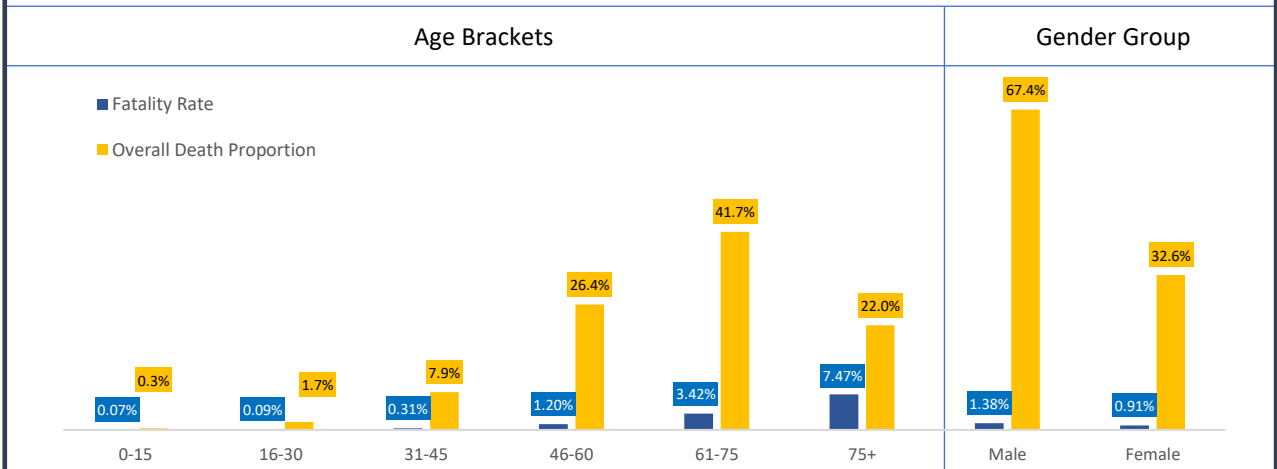
**Comorbidity Status in Deceased Cases (n=17,850)**



**Age Group Wise Comorbidities Among Deceased**

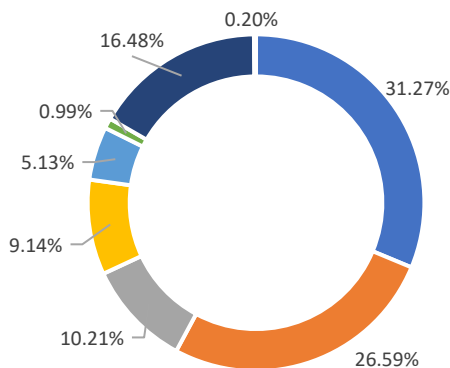


**Fatality Rate & Death Proportion in Respective Age Brackets & Gender Groups**

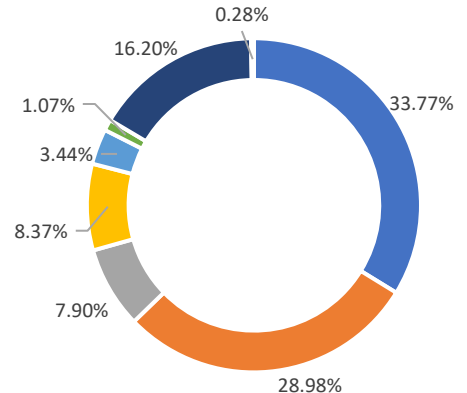


\*The blue data label shows the fatality rate in respective age/gender group i.e. no. of deaths as a proportion of total infections in respective age/gender group  
\*\*The orange data label shows the proportion of total deaths in respective age/gender group

**Share of Comorbidities in Male**



**Share of Comorbidities in Female**



■ Hypertension ■ Diabetes ■ Cardiac Disease ■ CKD ■ COPD ■ Malignancy ■ Other ■ on Dialysis

FATALITY ANALYSIS



# Department of Health & Family Welfare Govt. of West Bengal

## WEST BENGAL COVID-19 HEALTH BULLETIN – 7<sup>th</sup> JULY 2021

**XI**

**EQUIPMENT AND CONSUMABLE SUPPLY**

S. No	Consumable	Ordered by State Govt.	Received Yesterday	Total Received by State Govt.	Order Pending
1	PPEs	42.10 L	2,000	30.75 L	11.35 L
2	N95/FFP2 Masks	63.20 L	10,000	58.49 L	4.71 L
3	Regular Masks	123.84 L	20,000	123.30 L	0.54 L
4	Hand Sanitizers (In Ltrs.)	5.71 L	1,000	5.56 L	0.15 L
5	Gloves	125.00 L	20,000	114.00 L	11.00 L
6	Thermal Guns	20,000	NIL	20,000	NIL

S. No	Equipment	Number
1	Total Number of HFNO	470
2	Total Number of Oxygen Concentrators	5,020
3	Total Number of functional MGPS	106
4	Total Number of functional LMO Tanks	9
5	Total Number of functional PSA plants	6
6	Total Number of Ventilators in COVID Hospitals	1,298

**XII**

**DEDICATED COVID-19 HELPLINE (24 X 7)**

1. Dedicated COVID-19 Helpline : **1800 313 444 222**
2. Direct Telemedicine Line : **033 23576001**
3. Ambulance Service : **033 40902929**
4. COVID Telemedicine App "[Covid Telemedicine WB](#)" on Google Play Store
  - These services include allocation of beds in Govt. hospitals and Safe Homes
  - Telemedicine for citizens at large and those in home isolation
  - Ambulance service includes guidance and provision of Govt. ambulance
5. Tele-Psychological counselling services have started since August 1<sup>st</sup>, 2020.

General Queries			
1	A	Total Queries addressed in last 24 hours	3,950
	B	Total Queries addressed till 6 <sup>th</sup> July	19,75,584
Telemedicine			
2	A	Total consultations given in last 24 hours	2,189
	B	Total consultations given till 6 <sup>th</sup> July	7,76,722
Ambulance Services			
3	A	Ambulances assigned in last 24 hours	693
	B	Total calls received in last 24 hours	693
Tele-Psychological Counselling			
4	A	Counselling given in last 24 hours	808
	B	Counselling given till 6 <sup>th</sup> July	3,87,174

### State Government Interventions :

- Status of availability of beds for Covid positive patients in government and private hospitals along with information on other related services are available at <https://icms.wb.gov.in>
- Safe Homes : An initiative by the Government of West Bengal for care and treatment of asymptomatic/mild symptomatic COVID patients for whom home isolation is not possible /advisable
- As per State Government advisory Satellite Health Facilities are being developed by private hospitals in close vicinity of their hospitals as separate health facility for treatment of asymptomatic/mild symptomatic COVID patients. This intervention is expected to free beds in the hospitals for serious patients.

All the guidelines and orders relating to Covid-19 are posted on [www.wbhealth.gov.in](http://www.wbhealth.gov.in)

You can follow us on :

Facebook at: <https://www.facebook.com/wbdhfw/>

Twitter at: <https://twitter.com/wbdhfw>