



# Department of Health & Family Welfare Govt. of West Bengal

## WEST BENGAL COVID-19 HEALTH BULLETIN – 7<sup>th</sup> NOV 2021

### I COVID-19 STATUS

S. No	Subject	Number
1	New COVID-19 Cases on 7 <sup>th</sup> Nov	723
2	<b>Total COVID-19 Cases till 7<sup>th</sup> Nov</b>	<b>15,98,488</b>
3	Total Discharged	15,71,295 (+774)
4	Total Deaths as on 7 <sup>th</sup> Nov*	19,226 (+11)
5	<b>Active COVID-19 Cases as on 7<sup>th</sup> Nov</b>	<b>7,967 (-62)</b>
6	Discharge Rate (3/2)	98.30%
7	Fatality Rate (4/2)	1.20%

Note: All figures updated till 9AM, 7<sup>th</sup> Nov

#Daily increase/decrease with respect to previous day is shown as (+/-)

\*Complete analysis can be referred from Section X, (Page no. 5)

### II TESTING SNAPSHOT

S. No	Subject	Number
1	Samples Tested on 7 <sup>th</sup> Nov	30,124
2	<b>Total Number of Samples Tested till 7<sup>th</sup> Nov</b>	<b>1,94,69,502</b>
3	<b>Positivity Rate as on 7<sup>th</sup> Nov</b>	<b>2.40%</b>
4	Tests per Million population	2,16,328
5	Total Testing Laboratories*	150
6	RT-PCR/Antigen Test Ratio	55: 45

\*Detailed breakup of these laboratories is given on Page 3 and Page 4

### III TREATMENT INFRASTRUCTURE SNAPSHOT

S. No	Subject	Number
1	Total Number of Hospitals dedicated for treating COVID-19	203
2	Total Number of Govt. Hospitals dedicated for treating COVID-19	196
3	Total Number of Pvt. Hospitals requisitioned for treating COVID-19	7
4	Total Number of earmarked COVID-19 Beds	23,947
5	% Occupancy in COVID Beds	2.63%
6	Total ICU/HDU Beds in the COVID Hospitals	2,861
7	Total Number of Safe Homes	200
8	Total Number of Beds in Safe Homes	11,507

### IV ACTIVE CASES SNAPSHOT

S. No	Subject	Number
1	Total number of people currently in Home Isolation	6,736
2	Total Number of Patients in Hospitals	1,028
3	Total Number of Patients in Safe Homes	203

### V VACCINATION STATUS

S. No	Subject	Number
1	Total Number of people vaccinated on 7 <sup>th</sup> Nov	56,533
2	First Dose on 7 <sup>th</sup> Nov	28,920
3	Second Dose on 7 <sup>th</sup> Nov	27,613
4	Cumulative Vaccination till 7 <sup>th</sup> Nov	8,07,00,049
5	Cumulative Vaccination First Dose	5,81,92,901
6	Cumulative Vaccination Second Dose	2,25,07,148
7	Number of CVC (Common Vaccination Centres)	945
8	Cumulative AEFI cases reported	5,248
9	Vaccine wastage	-7%



# Department of Health & Family Welfare Govt. of West Bengal

## WEST BENGAL COVID-19 HEALTH BULLETIN – 7<sup>th</sup> NOV 2021

VI

DISTRICT COVID-19 STATUS#

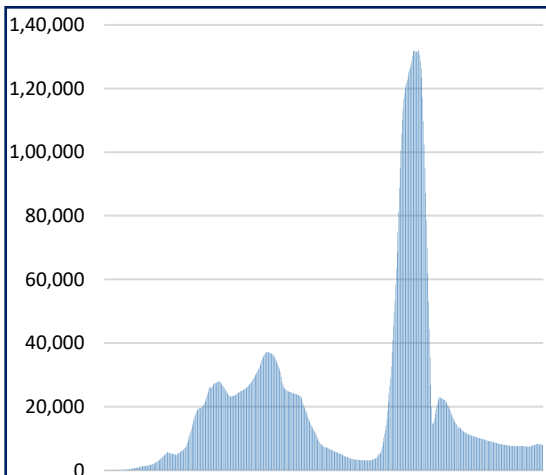
1	2	3	4	5	6 = 3-4-5	7
S. No	District	Total Cases	Total Discharged	Total Deaths	Total Active Cases	Last Reported Case
1	Alipurduar	15,625 <sup>+5</sup>	15,475 <sup>+5</sup>	102	48	6-Nov-21
2	Coochbehar	29,362 <sup>+15</sup>	29,143 <sup>+11</sup>	97	122 <sup>+4</sup>	6-Nov-21
3	Darjeeling	57,292 <sup>+19</sup>	56,511 <sup>+23</sup>	543 <sup>+1</sup>	238 <sup>-5</sup>	6-Nov-21
4	Kalimpong	7,056 <sup>+1</sup>	6,972 <sup>+3</sup>	54	30 <sup>-2</sup>	6-Nov-21
5	Jalpaiguri	42,063 <sup>+10</sup>	41,359 <sup>+13</sup>	577 <sup>+1</sup>	127 <sup>-4</sup>	6-Nov-21
6	Uttar Dinajpur	19,941 <sup>+14</sup>	19,608 <sup>+9</sup>	239	94 <sup>+5</sup>	6-Nov-21
7	Dakshin Dinajpur	18,037 <sup>+23</sup>	17,688 <sup>+17</sup>	171	178 <sup>+6</sup>	6-Nov-21
8	Malda	33,485 <sup>+11</sup>	33,195 <sup>+10</sup>	186	104 <sup>+1</sup>	6-Nov-21
9	Murshidabad	34,033 <sup>+3</sup>	33,646 <sup>+6</sup>	329	58 <sup>-3</sup>	6-Nov-21
10	Nadia	73,578 <sup>+35</sup>	72,337 <sup>+37</sup>	862	379 <sup>-2</sup>	6-Nov-21
11	Birbhum	41,297 <sup>+18</sup>	40,847 <sup>+15</sup>	287	163 <sup>+3</sup>	6-Nov-21
12	Purulia	19,431 <sup>+2</sup>	19,297 <sup>+2</sup>	114	20	6-Nov-21
13	Bankura	36,468 <sup>+15</sup>	35,986 <sup>+21</sup>	274	208 <sup>-6</sup>	6-Nov-21
14	Jhargram	12,179 <sup>+4</sup>	12,098 <sup>+5</sup>	27	54 <sup>-1</sup>	6-Nov-21
15	Paschim Medinipur	53,737 <sup>+22</sup>	52,995 <sup>+23</sup>	508	234 <sup>-1</sup>	6-Nov-21
16	Purba Medinipur	63,165 <sup>+8</sup>	62,647 <sup>+12</sup>	397	121 <sup>-4</sup>	6-Nov-21
17	Purba Bardhaman	42,151 <sup>+9</sup>	41,744 <sup>+21</sup>	200	207 <sup>-12</sup>	6-Nov-21
18	Paschim Bardhaman	57,925 <sup>+20</sup>	57,350 <sup>+21</sup>	356	219 <sup>-1</sup>	6-Nov-21
19	Howrah	99,216 <sup>+48</sup>	97,043 <sup>+64</sup>	1,527 <sup>+1</sup>	646 <sup>-17</sup>	6-Nov-21
20	Hooghly	86,693 <sup>+53</sup>	85,103 <sup>+58</sup>	997	593 <sup>-5</sup>	6-Nov-21
21	North 24 Parganas	3,30,206 <sup>+146</sup>	3,24,024 <sup>+126</sup>	4,855 <sup>+4</sup>	1,327 <sup>+16</sup>	6-Nov-21
22	South 24 Parganas	1,01,425 <sup>+37</sup>	99,439 <sup>+64</sup>	1,347 <sup>+2</sup>	639 <sup>-29</sup>	6-Nov-21
23	Kolkata	3,24,057 <sup>+205</sup>	3,16,725 <sup>+208</sup>	5,174 <sup>+2</sup>	2,158 <sup>-5</sup>	6-Nov-21
24	Other State	66	63	3	0	6-Jun-20
	<b>TOTAL</b>	<b>15,98,488<sup>+723</sup></b>	<b>15,71,295<sup>+774</sup></b>	<b>19,226<sup>+11</sup></b>	<b>7,967<sup>-62</sup></b>	

#District Wise data is subject to verification and may change

#Daily increase/decrease with respect to previous day is in superscript as +/- (Eg: +4)

VII

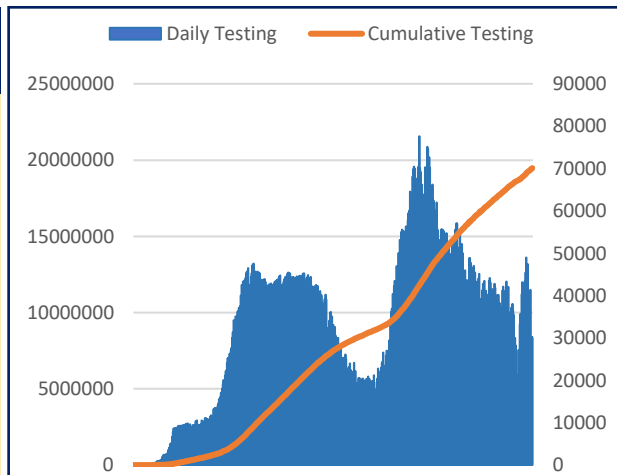
DAILY CUMULATIVE ACTIVE COVID-19 CASES



17th March 2020 to 7<sup>th</sup> Nov 2021

VIII

SAMPLES TESTED (Daily and Cumulative)



17th March 2020 to 7<sup>th</sup> Nov 2021



# Department of Health & Family Welfare Govt. of West Bengal

## WEST BENGAL COVID-19 HEALTH BULLETIN – 7<sup>th</sup> NOV 2021

IX

DETAILS OF TESTING LABS

S. No.	Name of Testing Lab	District	Authority	Samples Tested	Testing Method	Functional WEF
1	NICED	Kolkata	Central Govt	3,35,991	RT-PCR	Since Beginning
2	SSKM	Kolkata	State Govt	5,18,284	RT-PCR	17-Mar-20
3	Medinipur MCH	Paschim Midnapore	State Govt	2,53,635	RT-PCR	24-Mar-20
4	North Bengal MCH	Darjeeling	State Govt	5,81,517	RT-PCR	29-Mar-20
5	School of Tropical Medicine	Kolkata	State Govt	3,49,526	RT-PCR	01-Apr-20
6	Apollo Hospital	North 24 Pargana	PVT	1,06,074	RT-PCR	06-Apr-20
7	Tata Medical Centre	North 24 Pargana	PVT	33,425	RT-PCR	06-Apr-20
8	Malda MCH	Malda	State Govt	4,40,883	RT-PCR	08-Apr-20
9	Dr. Lal Pathlab	North 24 Pargana	PVT	4,92,658	RT-PCR	17-Apr-20
10	Command Hospital	Kolkata	Central Govt	58,193	RT-PCR	17-Apr-20
11	CNCI	Kolkata	Central Govt	43,546	RT-PCR	22-Apr-20
12	RG Kar MCH	Kolkata	State Govt	3,77,413	RT-PCR	24-Apr-20
13	SURAKSHA	North 24 Pargana	PVT	3,01,740	RT-PCR	24-Apr-20
14	Murshidabad MCH	Murshidabad	State Govt	3,51,640	RT-PCR	26-Apr-20
15	Peerless	Kolkata	PVT	1,10,690	RT-PCR	30-Apr-20
16	Burdwan MCH	Burdwan	State Govt	3,38,155	RT-PCR	06-May-20
17	MCH Kolkata	Kolkata	State Govt	1,74,913	RT-PCR	08-May-20
18	NRS MCH	Kolkata	State Govt	2,06,170	RT-PCR	12-May-20
19	Sanaka Hospitals	Paschim Burdwan	PVT	1,45,323	RT-PCR	12-May-20
20	Medica Hospital	Kolkata	PVT	1,87,860	RT-PCR	15-May-20
21	Bankura MCH	Bankura	State Govt	3,24,760	RT-PCR	22-May-20
22	Suri DH	Birbhum	State Govt	2,25,124	RT-PCR	22-May-20
23	Coochbehar GMCH	Cooch Bihar	State Govt	3,21,087	RT-PCR	06-Jun-20
24	COMJNM Kalyani	Nadia	State Govt	2,74,154	RT-PCR	10-Jun-20
25	Desun Hospital	Kolkata	PVT	14,745	RT-PCR	17-Jun-20
26	RN Tagore Hospital	Kolkata	PVT	82,492	RT-PCR	24-Jun-20
27	Raigunj MCH	Uttar Dinajpur	State Govt	1,56,429	RT-PCR	26-Jun-20
28	Jagannath Gupta Institute of Medical Sciences	South 24 Pargana	PVT	10,185	RT-PCR	06-Jul-20
29	ESI-PGIMSR	Kolkata	PVT	26,903	RT-PCR	16-Jul-20
30	Remedy Lifecare, Kolkata	Kolkata	PVT	24,580	RT-PCR	21-Jul-20
31	AMRI Dhakuria	Kolkata	PVT	87,306	RT-PCR	19-May-20
32	Rampurhat MCH	Birbhum	State Govt	1,81,385	RT-PCR	19-May-20
33	CNMCH	Kolkata	State Govt	1,32,994	RT-PCR	20-May-20
34	DH GMCH	South 24 Pargana	State Govt	3,35,341	RT-PCR	20-May-20
35	COMSDH	North 24 Pargana	State Govt	1,05,605	RT-PCR	27-May-20
36	Purulia Govt. MCH	Purulia	State Govt	1,95,288	RT-PCR	03-Jun-20
37	SRL Lab	Kolkata	PVT	3,61,587	RT-PCR	18-Jun-20
38	Probe diagnostics	Kolkata	PVT	85,494	RT-PCR	14-Aug-20
39	Pulse Diagnostics	Kolkata	PVT	1,38,567	RT-PCR	12-Sep-20
40	RB Diagnostic Kolkata	Kolkata	PVT	1,68,986	RT-PCR	20-Sep-20
41	Purba Medinipur DH	Purba Midnapur	State Govt	1,16,617	RT-PCR	24-Sep-20
42	B.P. Poddar Hospital & Medical Research Ltd	Kolkata	PVT	6,192	RT-PCR	27-Oct-20
43	Swastik Clinic & Seva Sadan Pvt. Ltd., Birbhum	Birbhum	PVT	1,603	RT-PCR	27-Oct-20
44	Repromed Diagnostic Ltd	Kolkata	PVT	43,255	RT-PCR	24-Sep-20
45	Gouri Devi Institute of Medical Sciences	Purba Burdwan	PVT	8,370	RT-PCR	07-Nov-20
46	IQ City Medical College Durgapur	Paschim Burdwan	PVT	22,671	RT-PCR	04-Dec-20
47	Imambara DH, Hooghly	Hooghly	State Govt	1,43,516	RT-PCR	15-Dec-20
48	Saroj Gupta Cancer Center & Research Institute	Kolkata	PVT	8,759	RT-PCR	23-Dec-20
49	Lasco Medicare Pvt. Ltd. Howrah	Howrah	PVT	24,439	RT-PCR	05-Jan-21
50	Icare Institute of Medical Sciences and Research	Purba Midnapur	PVT	11,161	RT-PCR	25-Jan-21
51	Sanjiban Hospital, Howrah	Howrah	PVT	13,675	RT-PCR	23-Feb-21
52	GCC DNA Diagnostic Lab	South 24 Pargana	PVT	5,732	RT-PCR	22-Apr-21
53	Quadra Medical Services	Kolkata	PVT	2,765	RT-PCR	01-May-21
54	Hindlabs, Kolkata	North 24 Pargana	PVT	68,286	RT-PCR	15-May-21
55	Pathkind Lab, Kolkata	Kolkata	PVT	22,615	RT-PCR	25-May-21
56	KPC Medical College	Kolkata	PVT	2,832	RT-PCR	1-Jun-21
57	Krishna Medica Lab, Kolkata	Kolkata	PVT	22,758	RT-PCR	2-Jun-21
58	Institute of Neurosciences, Kolkata	Kolkata	PVT	2,280	RT-PCR	4-Jun-21
59	Life Cell International, Kolkata	North 24 Pargana	PVT	26,417	RT-PCR	4-Jun-21
60	The Apollo Clinic - Pvt.Ltd.	Kolkata	PVT	8,101	RT-PCR	8-Jun-21
61	Genu Path Labs	North 24 Pargana	PVT	2,933	RT-PCR	27-Jun-21
62	Dr. ABG's Pathoscan Center	Purba Burdwan	PVT	3,652	RT-PCR	30-Jun-21
63	Aloka Medicare Pvt Ltd	Kolkata	PVT	4,748	RT-PCR	8-July-21
64	Burnpur Hospital (SAIL-IISCO)	Paschim Burdwan	PVT	5,442	RT-PCR	8-July-21
65	Nirnayan Healthcare Pvt Ltd	North 24 Pargana	PVT	14,702	RT-PCR	18-July-21
66	Welkin Medicare Pvt Ltd	Kolkata	PVT	3,448	RT-PCR	30-July-21
67	Organ Diagnostic Centre	Kolkata	PVT	7,667	RT-PCR	31-July-21
68	Specialist Clinic & Diagnostic	North 24 Pargana	PVT	3,751	RT-PCR	03-Aug-21
69	Mediann Diagnostic Ltd	Howrah	PVT	7,062	RT-PCR	5-Aug-21
70	Molecular Lab of Paramount Hospital	Darjeeling	PVT	583	RT-PCR	12-Aug-21
71	Lakhotia Diagnostic Services	Howrah	PVT	2,790	RT-PCR	20-Aug-21
72	One Diagnostics	Kolkata	PVT	2,366	RT-PCR	20-Aug-21
73	District Hospital SSB	Jalpaiguri	PVT	16,245	RT-PCR	26-Aug-21
74	Diverse Genomics Pvt Ltd	Kolkata	PVT	1,388	RT-PCR	28-Aug-21
75	See Cure Lab	North 24 Pargana	PVT	3,394	RT-PCR	31-Aug-21
76	Unipath speciality laboratory	North 24 Pargana	PVT	5,881	RT-PCR	4-Sep-21

Note: Average tests per CBNAAT and TRUENAT machines are 32 per day and 16 per day respectively



# Department of Health & Family Welfare Govt. of West Bengal

## WEST BENGAL COVID-19 HEALTH BULLETIN – 7<sup>th</sup> NOV 2021

IX

DETAILS OF TESTING LABS

S. No.	Name of Testing Lab	District	Authority	Samples Tested	Testing Method	Functional WEF	
77	SG Clinic & Diagnostic Laboratory	North 24 Pargana	PVT	140	RT-PCR	22-Sep-21	
78	Dolphin Medical Clinic	North 24 Pargana	PVT	203	RT-PCR	8-Oct-21	
79	Subham Hospital & Diagnostic Center	Cooch Bihar	PVT	128	RT-PCR	19-Oct-21	
80	B M Birla Hospital	Kolkata	PVT	2,046	RT-LAMP	7-Jun-21	
81	Agrasen Healthcare Centre	Jalpaiguri	PVT	5,321	RT-LAMP	22-July-21	
82	Reliable Multispeciality Clinic	North 24 Pargana	PVT	837	RT-LAMP	31-Aug-21	
83	Western Diagnostic Centre Private Ltd	Kolkata	PVT	315	RT-LAMP	28-Sep-21	
84	CSIR-Indian Institute of Chemical Biology	Kolkata	Central Govt	54	RT-LAMP	8-Oct-21	
85	Shri VishudhanandSaraswati Marwari Hospital	Kolkata	PVT	381	TRUENAT	31-Aug-21	
86	AMRI Mukundapur	South 24 Pargana	PVT	758	TRUENAT	10-Sep-21	
87	AMRI Salt Lake	North 24 Pargana	PVT	28,847	CBNAAT	01-May-20	
88	CMRI	Kolkata	PVT	29,423	CBNAAT	13-May-20	
89	Asansol DH	Paschim Burdwan	State Govt	60,869	TRUENAT	19-May-20	
90	Jhargram DH	Jhargram	State Govt	2,754	TRUENAT	19-May-20	
91	Falakata SSH	Alipurduar	State Govt	3,873	TRUENAT	20-May-20	
92	Balurghat DH	Dakshin Dinajpur	State Govt	3,627	TRUENAT	22-May-20	
93	Serampore DH	Hooghly	State Govt	1,216	TRUENAT	25-May-20	
94	Uluberia SSH	Howrah	State Govt	1,990	TRUENAT	27-May-20	
95	Jangipur SDH	Murshidabad	State Govt	1,685	TRUENAT	27-May-20	
96	Egra SDH	Purba Midnapur	State Govt	826	TRUENAT	27-May-20	
97	MR Bangur Hospital	South 24 Pargana	State Govt	419	TRUENAT	28-May-20	
98	Chanchal SDH	Malda	State Govt	559	TRUENAT	28-May-20	
99	Biswa Bangla Krirangan COVID Hospital	Jalpaiguri	State Govt	1,98,394	TRUENAT	31-May-20	
100	Parkview Super Speciality Hospital	North 24 Pargana	PVT	345	TRUENAT	26-Aug-21	
101	Woodlands	Kolkata	PVT	17,859	CBNAAT	11-Jun-20	
102	Alipurduar DH	Alipurduar	State Govt	16,211	TRUENAT	16-Jun-20	
103	Basirhat DH	North 24 Pargana	State Govt	512	TRUENAT	19-Jun-20	
104	Anandaloke Sonoscan, Siliguri	Darjeeling	PVT	25,661	TRUENAT	27-Jun-20	
105	Gangarampur SDH	Dakshin Dinajpur	State Govt	1,832	CBNAAT	16-Jul-20	
106	Contal SDH	Purba Midnapur	State Govt	1,902	TRUENAT	20-Jul-20	
107	ILS hospital	Kolkata	PVT	4,927	TRUENAT	25-Jul-20	
108	Uttar Latabari DH	Alipurduar	State Govt	482	TRUENAT	04-Aug-20	
109	Nandigram SSH/DH	Purba Midnapur	State Govt	827	TRUENAT	04-Aug-20	
110	Panskura Hospital	Purba Midnapur	State Govt	436	TRUENAT	06-Aug-20	
111	Chittaranjan Seva Sadan Hospital	Kolkata	State Govt	1,779	TRUENAT	10-Aug-20	
112	Dr. PK Saha Hospital, Coochbihar	Cooch Bihar	PVT	9,132	TRUENAT	11-Aug-20	
113	Salt Lake SDH	North 24 Pargana	State Govt	853	TRUENAT	13-Aug-20	
114	Charnock Hospital	Kolkata	PVT	12,304	TRUENAT	14-Aug-20	
115	Gabberia SGH	Howrah	State Govt	990	TRUENAT	15-Aug-20	
116	Spandan Disgnostic Center	Paschim Midnapore	PVT	13,619	TRUENAT	16-Aug-20	
117	Kakdwip SSH	South 24 Pargana	State Govt	277	TRUENAT	17-Aug-20	
118	Mal SSH	Jalpaiguri	State Govt	199	TRUENAT	18-Aug-20	
119	Howrah DH	Howrah	State Govt	185	TRUENAT	21-Aug-20	
120	Spandan Hospital, Kolkata	North 24 Pargana	PVT	5,755	TRUENAT	01-Sep-20	
121	Sagardighi SSH	Murshidabad	State Govt	651	TRUENAT	02-Sep-20	
122	Domkal SSH	Murshidabad	State Govt	164	TRUENAT	06-Sep-20	
123	Udaynarayanpur SGH Howrah	Howrah	State Govt	53	TRUENAT	07-Sep-20	
124	GD Hospital & Diabetes Institute, Howrah	Kolkata	PVT	3,478	CBNAAT	08-Sep-20	
125	Nightingale Diagnostic & Medicare Centre	Kolkata	PVT	16,980	TRUENAT	12-Sep-20	
126	Bhagirathi Neotia Woman * Child Care Centre	North 24 Pargana	PVT	1,662	CBNAAT	16-Sep-20	
127	Krishnanagar DTC	Nadia	State Govt	172	TRUENAT	29-Sep-20	
128	Mission Hospital, Durgapur	Paschim Burdwan	PVT	27,322	TRUENAT	29-Sep-20	
129	Medinova, Kolkata	Kolkata	PVT	6,920	TRUENAT	01-Oct-20	
130	MSS Bansal Medical, Kolkata	Kolkata	PVT	18,628	TRUENAT	02-Oct-20	
131	TJ, SGH, Howrah	Howrah	PVT	417	TRUENAT	02-Oct-20	
132	Narayan Memorial Hospital, Kolkata	Kolkata	PVT	1,178	TRUENAT	02-Oct-20	
133	Kalimpong DH	Kalimpong	State Govt	522	TRUENAT	06-Oct-20	
134	Mirik BPHC, Darjeeling	Darjeeling	State Govt	136	TRUENAT	09-Oct-20	
135	Barjore SSH, Bankura	Bankura	State Govt	414	TRUENAT	11-Oct-20	
136	Darjeeling DH	Darjeeling	State Govt	568	TRUENAT	11-Oct-20	
137	Metropolis Kolkata	Kolkata	PVT	1,16,217	TRUENAT	14-Oct-20	
138	Laboratory Services, Healthworld Hospitals, Durgapur	Paschim Burdwan	PVT	11,459	TRUENAT	04-Dec-20	
139	Neotia Getwel Healthcare Centre, Siliguri	Darjeeling	PVT	4,656	CBNAAT	09-Jan-21	
140	Arogya Niketan Nursing Home	Darjeeling	PVT	5,855	TRUENAT	16-Jan-21	
141	Ruby General Hospital	Kolkata	PVT	5,323	CBNAAT	20-Jan-21	
142	Cliniperfect Polyclinic and Diagnostics	North 24 Pargana	PVT	2,178	TRUENAT	23-Feb-21	
143	10 Air Force Hospital, Hasimara	Alipurduar	Central Govt	1,062	TRUENAT	23-Apr-21	
144	4 Air Force Hospital, Midnapore	Paschim Midnapore	Central Govt	1,853	TRUENAT	23-Apr-21	
145	164 Military Hospital, Binnaguri	Jalpaiguri	Central Govt	2,343	TRUENAT	23-Apr-21	
146	Central Hospital, SE Railway, Kolkata	Kolkata	Central Govt	1,851	CBNAAT	23-Apr-21	
147	Zenith super speciality hospital	Kolkata	PVT	6,499	TRUENAT	23-Apr-21	
148	Alipurduar Railway Hospital	Alipurduar	Central Govt	3,920	TRUENAT	23-Apr-21	
149	Sonoscan Healthcare Pvt Ltd	Malda	PVT	804	TRUENAT	27-July-21	
150	Medica North Bengal Clinic	Darjeeling	PVT	885	TRUENAT	22-Sep-21	
151	Antigen Test done within the State			State Govt	87,47,920	-	-
152	Samples Tested in Labs Outside the State			PVT	7,07,916	RT-PCR	-
					1,94,69,502	-	-

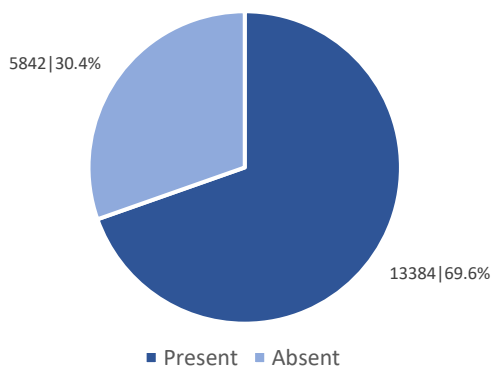
Note: Average tests per CBNAAT and TRUENAT machines are 32 per day and 16 per day respectively



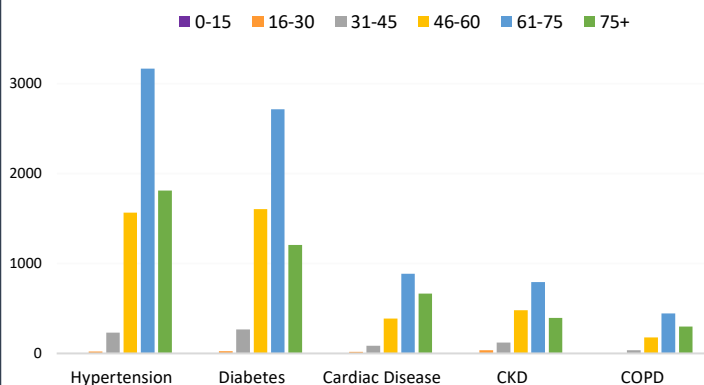
WEST BENGAL COVID-19 HEALTH BULLETIN – 7<sup>th</sup> NOV 2021

X

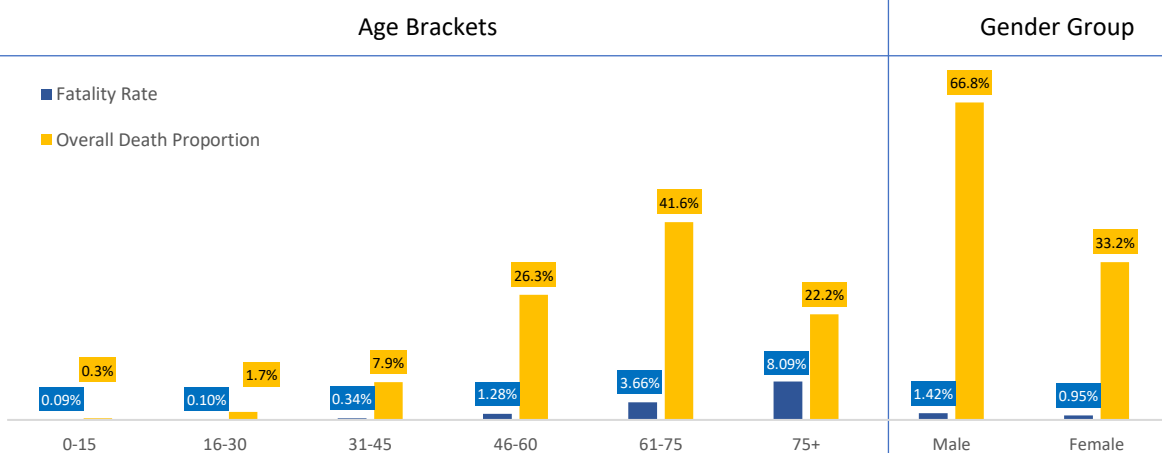
Comorbidity Status in Deceased Cases (n=19,226)



Age Group Wise Comorbidities Among Deceased



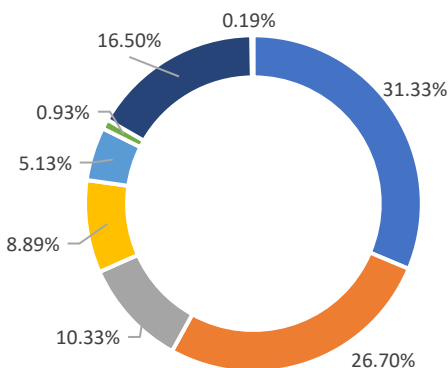
Fatality Rate & Death Proportion in Respective Age Brackets & Gender Groups



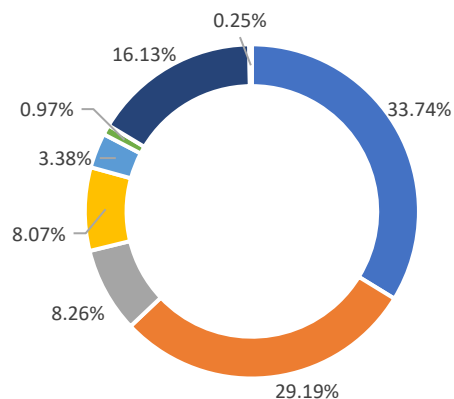
\*The blue data label shows the fatality rate in respective age/gender group i.e. no. of deaths as a proportion of total infections in respective age/gender group

\*\*The orange data label shows the proportion of total deaths in respective age/gender group

Share of Comorbidities in Male



Share of Comorbidities in Female



Legend: ■ Hypertension ■ Diabetes ■ Cardiac Disease ■ CKD ■ COPD ■ Malignancy ■ Other ■ on Dialysis

FATALITY ANALYSIS



# Department of Health & Family Welfare Govt. of West Bengal

## WEST BENGAL COVID-19 HEALTH BULLETIN – 7<sup>th</sup> NOV 2021

**XI**

**EQUIPMENT AND CONSUMABLE SUPPLY**

S. No	Consumable	Ordered by State Govt.	Received Yesterday	Total Received by State Govt.	Order Pending
1	PPEs	42.10 L	2,000	33.21 L	8.89 L
2	N95/FFP2 Masks	72.70 L	10,000	70.49 L	2.21 L
3	Regular Masks	148.84 L	20,000	147.90 L	0.94 L
4	Hand Sanitizers (In Ltrs)	6.86 L	1,000	6.79 L	0.07 L
5	Gloves	133.00 L	20,000	130.60 L	2.40 L
6	Thermal Guns	20,000	NIL	20,000	NIL

S. No	Equipment	Number
1	Total Number of HFNO	492
2	Total Number of Oxygen Concentrators	5,815
3	Total Number of functional MGPS	138
4	Total Number of functional LMO Tanks	13
5	Total Number of functional PSA plants	47
6	Total Number of Ventilators in COVID Hospitals	1,298

**XII**

**DEDICATED COVID-19 HELPLINE (24 X 7)**

- Dedicated COVID-19 Helpline : **1800 313 444 222**
- Direct Telemedicine Line : **033 23576001**
- Ambulance Service : **033 40902929**
- COVID Telemedicine App "[Covid Telemedicine WB](#)" on Google Play Store
  - These services include allocation of beds in Govt. hospitals and Safe Homes
  - Telemedicine for citizens at large and those in home isolation
  - Ambulance service includes guidance and provision of Govt. ambulance
- Tele-Psychological counselling services have started since August 1<sup>st</sup>, 2020.

General Queries			
1	A	Total Queries addressed in last 24 hours	2,360
	B	Total Queries addressed till 6 <sup>th</sup> Nov	23,02,761
Telemedicine			
2	A	Total consultations given in last 24 hours	1,265
	B	Total consultations given till 6 <sup>th</sup> Nov	9,48,911
Ambulance Services			
3	A	Ambulances assigned in last 24 hours	296
	B	Total calls received in last 24 hours	296
Tele-Psychological Counselling			
4	A	Counselling given in last 24 hours	291
	B	Counselling given till 6 <sup>th</sup> Nov	4,51,332

### State Government Interventions :

- Status of availability of beds for Covid positive patients in government and private hospitals along with information on other related services are available at <https://iCMS.wb.gov.in>
- Safe Homes : An initiative by the Government of West Bengal for care and treatment of asymptomatic/mild symptomatic COVID patients for whom home isolation is not possible /advisable
- As per State Government advisory Satellite Health Facilities are being developed by private hospitals in close vicinity of their hospitals as separate health facility for treatment of asymptomatic/mild symptomatic COVID patients. This intervention is expected to free beds in the hospitals for serious patients.

All the guidelines and orders relating to Covid-19 are posted on [www.wbhealth.gov.in](http://www.wbhealth.gov.in)

You can follow us on :

Facebook at: <https://www.facebook.com/wbdhfw/>

Twitter at: <https://twitter.com/wbdhfw>