



Department of Health & Family Welfare Govt. of West Bengal

WEST BENGAL COVID-19 HEALTH BULLETIN – 4th MAY 2021

Active COVID-19 Cases as on 4th May: 1,20,946

COVID 19 STATUS	S. No	Subject	Number
	1	Total COVID-19 Cases till 3 rd May	8,80,894
	2	New COVID-19 Cases on 4 th May	17,639
	3	Total COVID-19 Cases till 4th May (1+2)	8,98,533
	4	Total Discharged	7,65,843 (+16,547)
	5	Total Deaths as on 4 th May*	11,744 (+107)
	6	Active COVID-19 Cases as on 4th May	1,20,946 (+985)
	7	Discharge Rate (4/3)	85.23%

Note: All figures updated till 9AM, 4th May

#Daily increase/decrease with respect to previous day is shown as (+/-)

**Complete analysis can be referred from Section X, (Page no. 5)*

TESTING SNAPSHOT	S. No	Subject	Number
	1	Samples Tested till 3 rd May	1,06,00,346
	2	Samples Tested on 4 th May	57,748
	3	Total Number of Samples Tested till 4th May (1+2)	1,06,58,094
	4	Tests per Million population	1,18,423
	5	% of Positive Cases out of Samples Tested	8.43%
	6	Total Testing Laboratories*	113
	7	Testing Laboratories added this week	1
8	Testing Laboratories pending approval	1	

**Detailed breakup of these laboratories is given on Page 4 and Page 5*

INFRASTRUCTURE DETAILS	S. No	Subject	Number
	1	Total Number of Hospitals dedicated for treating COVID-19	175
	2	Total Number of Govt. Hospitals dedicated for treating COVID-19	140
	3	Total Number of Pvt. Hospitals requisitioned for treating COVID-19	35
	4	Total Number of earmarked COVID-19 Beds	16,010
	5	% Occupancy in COVID Beds	41.20%
	6	Total ICU/HDU Beds in the COVID Hospitals	1,838
7	Total Number of Ventilators in the COVID Hospitals	1,283	

QUARANTINE DETAILS	Home Quarantine		
	1	Total Home Quarantined People	26,11,913
	2	Total number of people currently in Home Quarantine	52,218
	3	Total number of people released from Home Quarantine	25,59,695
	Safe Homes		
	1	Total Number of Safe Homes	200
	2	Total Number of Beds in Safe Homes	11,507
	3	Total Number of Patients in Safe Homes currently	1,617



Department of Health & Family Welfare Govt. of West Bengal

WEST BENGAL COVID-19 HEALTH BULLETIN – 4th MAY 2021

V

DISTRICT SNAPSHOT#

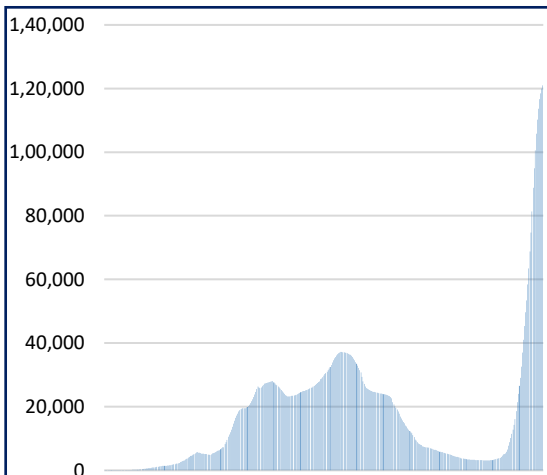
1	2	3	4	5	6 = 3-4-5	7
S. No	District	Total Cases	Total Discharged	Total Deaths	Total Active Cases	Last Reported Case
1	Alipurduar	8,704 ⁺¹⁰⁵	8,038 ⁺³⁵	90 ⁺¹	576 ⁺⁶⁹	3- May
2	Coochbehar	14,421 ⁺¹⁵⁰	13,168 ⁺¹⁷²	74	1,179 ⁻²²	3- May
3	Darjeeling	25,849 ⁺⁶¹³	22,269 ⁺³⁸²	239 ⁺²	3,341 ⁺²²⁹	3- May
4	Kalimpong	2,888 ⁺¹⁹	2,535 ⁺³⁷	29	324 ⁻¹⁸	3- May
5	Jalpaiguri	18,809 ⁺²⁶¹	16,824 ⁺²¹²	201 ⁺¹	1,784 ⁺⁴⁸	3- May
6	Uttar Dinajpur	10,850 ⁺²⁵⁴	8,928 ⁺²⁷⁰	100 ⁺⁴	1,822 ⁻²⁰	3- May
7	Dakshin Dinajpur	10,356 ⁺¹⁹⁹	9,246 ⁺⁹⁷	84 ⁺¹	1,026 ⁺¹⁰¹	3- May
8	Malda	23,723 ⁺³⁹⁵	19,858 ⁺⁶⁰³	163 ⁺¹	3,702 ⁻²⁰⁹	3- May
9	Murshidabad	22,231 ⁺³⁶⁹	18,983 ⁺⁵⁹²	181	3,067 ⁻²²³	3- May
10	Nadia	35,081 ⁺⁷⁰³	29,087 ⁺⁵⁹¹	346	5,648 ⁺¹¹²	3- May
11	Birbhum	25,063 ⁺⁶¹⁶	20,144 ⁺⁷⁹⁶	140 ⁺³	4,779 ⁻¹⁸³	3- May
12	Purulia	14,472 ⁺²¹⁵	11,444 ⁺²⁶²	65	2,963 ⁻⁴⁷	3- May
13	Bankura	17,015 ⁺⁴⁴¹	14,401 ⁺²⁷⁹	116 ⁺¹	2,498 ⁺¹⁶¹	3- May
14	Jhargram	4,057 ⁺¹⁰⁶	3,451 ⁺⁶³	23	583 ⁺⁴³	3- May
15	Paschim Medinipur	24,064 ⁺³⁵³	22,143 ⁺¹⁹²	335 ⁺¹	1,586 ⁺¹⁶⁰	3- May
16	Purba Medinipur	29,760 ⁺⁶⁵⁹	25,131 ⁺⁴⁸¹	299	4,330 ⁺¹⁷⁸	3- May
17	Purba Bardhaman	21,245 ⁺⁵⁷⁶	17,369 ⁺³⁶¹	111	3,765 ⁺²¹⁵	3- May
18	Paschim Bardhaman	32,776 ⁺⁸⁵⁰	25,640 ⁺⁸⁶⁸	206 ⁺⁴	6,930 ⁻²²	3- May
19	Howrah	55,031 ⁺⁹⁵⁸	46,647 ⁺⁸⁵⁴	1,146 ⁺¹⁰	7,238 ⁺⁹⁴	3- May
20	Hooghly	45,106 ⁺⁹⁵³	38,611 ⁺⁷⁵⁷	573 ⁺⁴	5,922 ⁺¹⁹²	3- May
21	North 24 Parganas	1,93,495 ^{+3,954}	1,67,057 ^{+3,844}	2,874 ⁺³³	23,564 ⁺⁷⁷	3- May
22	South 24 Parganas	56,290 ⁺⁹⁷⁶	47,527 ⁺⁸⁹⁶	816 ⁺¹⁰	7,947 ⁺⁷⁰	3- May
23	Kolkata	2,07,181 ^{+3,914}	1,77,279 ^{+3,903}	3,530 ⁺³¹	26,372 ⁻²⁰	3- May
24	Other State	66	63	3	0	6-June
TOTAL		8,98,533^{+17,639}	7,65,843^{+16,547}	11,744⁺¹⁰⁷	1,20,946⁺⁹⁸⁵	

#District Wise data is subject to verification and may change

#Daily increase/decrease with respect to previous day is in superscript as +/- (Eg: +4)

VI

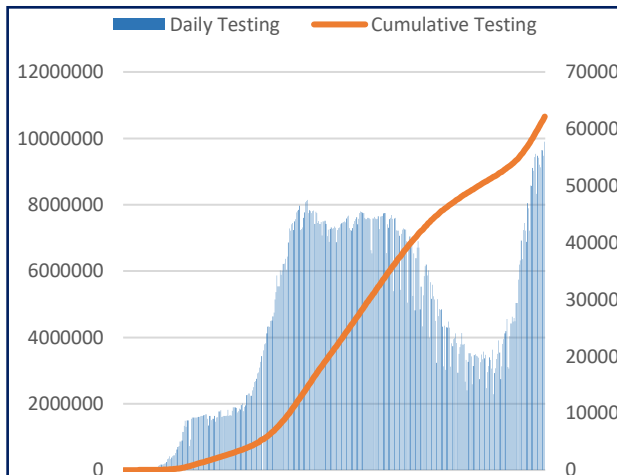
DAILY CUMULATIVE ACTIVE COVID-19 CASES



17th March to 4th May

VII

SAMPLES TESTED (Daily and Cumulative)



17th March to 4th May



Department of Health & Family Welfare
Govt. of West Bengal

WEST BENGAL COVID-19 HEALTH BULLETIN – 4th MAY 2021

VIII

UNIT WISE EQUIPMENT SUPPLY (CUMULATIVE)

S. No.	Unit Name	PPE	N95/FFP2	Regular Masks		Gloves	Sanitizer (In ltr.)
				Reusable Mask	Disposable Mask		
1	Alipurduar	17,800	26,250	13,400	1,00,900	89,475	5,092
2	Bankura	46,717	57,116	31,400	66,550	1,57,900	9,061
3	Birbhum	36,150	28,300	32,400	96,050	49,700	6,910
4	Bishnupur HD	15,350	38,449	55,602	32,468	1,66,536	4,000
5	Coochbehar	33,600	29,450	29,200	1,36,375	89,109	6,449
6	Dakshin Dinajpur	20,400	19,650	21,500	1,21,600	1,08,700	5,280
7	Darjeeling	90,411	95,347	22,900	3,44,239	2,54,975	3,656
8	Diamond Harbour HD	52,726	56,013	33,267	1,85,720	1,92,465	9,750
9	Hooghly	82,150	69,983	59,497	3,95,100	46,782	18,211
10	Howrah	1,25,265	91,432	66,580	4,10,165	27,842	11,339
11	Jalpaiguri	34,800	41,754	45,550	1,51,038	2,80,550	8,318
12	Jhargram	19,715	16,520	24,890	69,100	1,32,000	5,468
13	Kalimpong	21,150	23,245	19,800	1,31,992	1,62,649	4,884
14	Malda	26,100	23,200	26,000	87,100	97,700	7,151
15	Murshidabad	36,594	62,202	56,900	7,89,737	1,15,350	5,867
16	Nadia	72,470	55,389	37,100	1,49,050	1,84,300	11,481
17	North 24 Parganas	1,12,000	1,02,594	44,140	9,36,465	3,00,000	11,675
18	Basirhat HD	44,320	59,020	35,636	1,74,000	2,61,150	7,094
19	Paschim Bardhaman	37,850	35,100	17,780	1,21,000	1,21,900	2,257
20	Paschim Medinipur	42,226	61,566	49,858	2,68,357	1,72,335	7,885
21	Purba Bardhaman	65,800	60,100	27,100	1,36,550	1,58,800	11,064
22	Purba Medinipur	54,550	52,030	33,220	4,24,050	74,532	20,481
23	Nandigram HD	18,750	38,026	30,640	1,21,050	1,01,000	8,244
24	Purulia	50,450	36,245	52,700	1,48,550	1,21,700	7,421
25	Rampurhat HD	24,150	29,000	30,300	62,050	76,650	5,637
26	South 24 Parganas	57,450	41,498	88,488	3,32,050	1,41,395	7,084
27	Uttar Dinajpur	35,750	43,550	68,314	2,01,900	3,18,500	9,246
28	Bankura S MC&H	21,415	55,773	10,200	1,99,384	2,94,296	7,428
29	Coochbehar MC&H	13,800	14,900	14,600	58,700	2,71,000	3,442
30	NB MC&H	40,350	1,03,500	20,000	2,24,200	2,46,500	8,390
31	Diamond Harbour MC&H	14,089	32,255	10,100	1,47,750	1,83,050	5,503
32	Malda MC&H	18,800	86,900	13,100	1,88,500	2,58,500	7,708
33	Murshidabad MC&H	31,848	96,364	16,601	1,80,950	72,600	8,390
34	Bardhaman MC&H	23,900	35,377	17,500	1,21,281	3,32,000	6,329
35	Medinipur MC&H	56,400	89,015	38,595	63,350	2,12,595	5,345
36	Purulia MC&H	13,300	24,108	51,600	49,300	1,66,548	12,715
37	Rampurhat MC&H	21,400	40,232	17,600	40,000	88,500	10,048
38	Raiganj MC&H	14,100	13,059	13,100	56,500	87,000	2,246
39	JNM MC&H	93,600	1,47,600	24,000	1,87,000	2,90,500	4,000
40	Sagar Dutta MC&H	93,600	1,47,600	17,600	1,87,000	2,90,500	4,000
41	ID & BG Hospital	57,000	81,500	29,000	1,01,100	1,49,000	4,950
42	RG Kar MCH	40,850	76,822	15,800	3,01,050	80,728	8,664
43	NRS MCH	69,922	1,23,519	32,729	2,15,550	2,93,700	7,276
44	IPGMER & SSKMH	98,900	1,33,800	68,500	47,049	4,99,500	18,167
45	Medical College, Kolkata	1,87,142	1,92,649	22,577	53,528	43,500	10,732
46	CNMCH	52,350	55,500	23,150	1,33,500	2,69,700	3,672
47	Other Govt Dept/Institutions	6,13,937	8,96,504	4,22,532	13,16,040	17,29,678	1,14,209
48	Stock in hand-In Transit	1,66,865	15,65,034	5,14,313	5,65,270	5,69,820	35,569
TOTAL		30,18,262	53,05,040	24,47,359	1,06,30,208	1,04,33,210	5,09,789

*In addition to State supply, local procurement is also done.



Department of Health & Family Welfare Govt. of West Bengal

WEST BENGAL COVID-19 HEALTH BULLETIN – 4th MAY 2021

IX

DETAILS OF TESTING LABS

S. No.	Name of Testing Lab	Samples Tested	Method of Testing	Functional WEF
1	NICED	2,42,635	RT-PCR	Since Beginning
2	SSKM	3,34,185	RT-PCR	17-Mar
3	Medinipur MCH	1,72,499	RT-PCR	24-Mar
4	North Bengal MCH	3,93,757	RT-PCR	29-Mar
5	School of Tropical Medicine	2,52,038	RT-PCR	01-Apr
6	Apollo Hospital	64,010	RT-PCR	06-Apr
7	Tata Medical Centre	23,377	RT-PCR	06-Apr
8	Malda MCH	2,89,202	RT-PCR	08-Apr
9	Dr. Lal Pathlab	3,06,073	RT-PCR	17-Apr
10	Command Hospital	38,253	RT-PCR	17-Apr
11	CNCI	28,870	RT-PCR	22-Apr
12	RG Kar MCH	2,89,718	RT-PCR	24-Apr
13	SURAKSHA	1,67,263	RT-PCR	24-Apr
14	Murshidabad MCH	2,23,623	RT-PCR	26-Apr
15	Peerless	77,242	RT-PCR	30-Apr
16	Burdwan MCH	2,16,900	RT-PCR	06-May
17	MCH Kolkata	1,17,365	RT-PCR	08-May
18	NRS MCH	1,54,876	RT-PCR	12-May
19	Sanaka Hospitals	1,25,954	RT-PCR	12-May
20	Medica Hospital	1,37,761	RT-PCR	15-May
21	Bankura MCH	1,89,611	RT-PCR	22-May
22	Suri DH	1,50,692	RT-PCR	22-May
23	Coochbehar GMCH	1,98,366	RT-PCR	06-Jun
24	COMJNM Kalyani	1,96,505	RT-PCR	10-Jun
25	Desun Hospital	8,535	RT-PCR	17-Jun
26	RN Tagore Hospital	45,542	RT-PCR	24-Jun
27	Raigunj MCH	93,429	RT-PCR	26-Jun
28	Jagannath Gupta Institute of Medical Sciences	6,212	RT-PCR	06-Jul
29	ESI-Postgraduate Institute of Medical Science and Research	13,687	RT-PCR	16-Jul
30	Remedy Lifecare, Kolkata	15,424	RT-PCR	21-Jul
31	AMRI Dhakuria	58,268	RT-PCR	19-May
32	Rampurhat MCH	1,01,456	RT-PCR	19-May
33	CNMCH	89,647	RT-PCR	20-May
34	DH GMCH	1,97,187	RT-PCR	20-May
35	COMSDH	67,488	RT-PCR	27-May
36	Purulia Govt. MCH	1,15,256	RT-PCR	03-Jun
37	SRL Lab	1,85,031	RT-PCR	18-Jun
38	Probe diagnostics	52,678	RT-PCR	14-Aug
39	Pulse Diagnostics	70,925	RT-PCR	12-Sept
40	RB Diagnostic Kolkata	80,945	RT-PCR	20-Sept
41	Purba Medinipur DH	37,605	RT-PCR	24-Sept
42	B.P. Poddar Hospital & Medical Research Ltd	2,983	RT-PCR	27-Oct
43	Swastik Clinic & Seva Sadan Pvt. Ltd., Birbhum	655	RT-PCR	27-Oct
44	Repromed Diagnostic Ltd	22,238	RT-PCR	24-Sept
45	Gouri Devi Institute of Medical Sciences and Hospital	3,273	RT-PCR	7-Nov
46	IQ City Medical College Durgapur	7,629	RT-PCR	4-Dec
47	Imambara DH, Hooghly	37,498	RT-PCR	15-Dec
48	Saroj Gupta Cancer Center & Research Institute	3,559	RT-PCR	23-Dec
49	Lasco Medicare Pvt. Ltd. Howrah	3,638	RT-PCR	5-Jan
50	Icare Institute of Medical Sciences and Research	1,236	RT-PCR	25-Jan
51	Sanjiban Hospital, Howrah	3,050	RT-PCR	23-Feb
52	GCC DNA Diagnostic Lab	208	RT-PCR	22-Apr
53	Quadra Medical Services	6	RT-PCR	01-May
54	AMRI Salt Lake	19,036	CBNAAT	01-May
55	CMRI	19,010	CBNAAT	13-May
56	Asansol DH	7,234	TRUENAT	19-May
57	Jhargram DH	2,675	TRUENAT	19-May
58	Falakata SSH	3,870	TRUENAT	20-May

Note: Average tests per CBNAAT and TRUENAT machines are 32 per day and 16 per day respectively



Department of Health & Family Welfare Govt. of West Bengal

WEST BENGAL COVID-19 HEALTH BULLETIN – 4th MAY 2021

IX

DETAILS OF TESTING LABS

S. No.	Name of Testing Lab	Samples Tested	Method of Testing	Functional WEF
59	Balurghat DH	2,625	TRUENAT	22-May
60	Serampore DH	1,187	TRUENAT	25-May
61	Uluberia SSH	1,898	TRUENAT	27-May
62	Jangipur SDH	1,685	TRUENAT	27-May
63	Egra SDH	668	TRUENAT	27-May
64	MR Bangur Hospital	415	TRUENAT	28-May
65	Chanchal SDH	557	TRUENAT	28-May
66	Biswa Bangla Krirangan COVID Hospital	93,817	TRUENAT	31-May
67	Woodlands	11,063	CBNAAT	11-Jun
68	Alipurduar DH	1,542	TRUENAT	16-Jun
69	Basirhat DH	360	TRUENAT	19-Jun
70	Anandaloke Sonoscan, Siliguri	9,063	TRUENAT	27-Jun
71	Gangarampur SDH	1,247	CBNAAT	16-Jul
72	Contai SDH	1,891	TRUENAT	20-Jul
73	ILS hospital	2,396	TRUENAT	25-Jul
74	Uttar Latabari DH	174	TRUENAT	04-Aug
75	Nandigram SSH/DH	792	TRUENAT	04-Aug
76	Panskura Hospital	436	TRUENAT	06-Aug
77	Chittaranjan Seva Sadan Hospital	1,717	TRUENAT	10-Aug
78	Dr. PK Saha Hospital, Coochbihar	4,871	TRUENAT	11-Aug
79	Salt Lake SDH	846	TRUENAT	13-Aug
80	Charnock Hospital	7,016	TRUENAT	14-Aug
81	Gabberia SGH	281	TRUENAT	15-Aug
82	Spandan Disgnostic Center	10,573	TRUENAT	16-Aug
83	Kakdwip SSH	277	TRUENAT	17-Aug
84	Mal SSH	197	TRUENAT	18-Aug
85	Howrah DH	179	TRUENAT	21-Aug
86	Sagardighi SSH	565	TRUENAT	2-Sept
87	Domkal SSH	164	TRUENAT	6-Sept
88	Udaynarayanpur SGH Howrah	53	TRUENAT	7- Sept
89	GD Hospital & Diabetes Institute, Howrah	1,961	CBNAAT	8-Sept
90	Nightingale Diagnostic & Medicare Centre	4,821	TRUENAT	12-Sept
91	Bhagirathi Neotia Woman * Child Care Centre	692	CBNAAT	16-Sept
92	Krishnanagar DTC	171	TRUENAT	29-Sept
93	Mission Hospital, Durgapur	12,009	TRUENAT	29-Sept
94	Medinova, Kolkata	4,022	TRUENAT	1-Oct
95	MSS Bansal Medical, Kolkata	10,359	TRUENAT	2-Oct
96	TLJ, SGH, Howrah	286	TRUENAT	2-Oct
97	Narayan Memorial Hospital, Kolkata	576	TRUENAT	2-Oct
98	Kalimpong DH	346	TRUENAT	6-Oct
99	Mirik BPHC, Darjeeling	136	TRUENAT	9-Oct
100	Barjore SSH, Bankura	362	TRUENAT	11-Oct
101	Darjeeling DH	267	TRUENAT	11-Oct
102	Metropolis Kolkata	45,294	TRUENAT	14-Oct
103	Laboratory Services, Healthworld Hospitals, Durgapur	4,011	TRUENAT	4-Dec
104	Neotia Getwel Healthcare Centre, Siliguri	669	CBNAAT	9-Jan
105	Arogya Niketan Nursing Home	1,293	TRUENAT	16-Jan
106	Ruby General Hospital	1,323	CBNAAT	20-Jan
107	Cliniperfect Polyclinic and Diagnostics	673	TRUENAT	23-Feb
108	10 Air Force Hospital, Hasimara	647	TRUENAT	23-Apr
109	4 Air Force Hospital, Midnapore	873	TRUENAT	23-Apr
110	164 Military Hospital, Binnaguri	1,319	TRUENAT	23-Apr
111	Central Hospital, SE Railway, Kolkata	467	CBNAAT	23-Apr
112	Zenith super speciality hospital	186	TRUENAT	23-Apr
113	Alipurduar Railway Hospital	1,983	TRUENAT	23-Apr
114	Antigen Test done within the State	43,56,476	-	-
115	Samples Tested in Labs Outside the State	2,80,429	RT-PCR	-
	TOTAL	1,06,58,094		

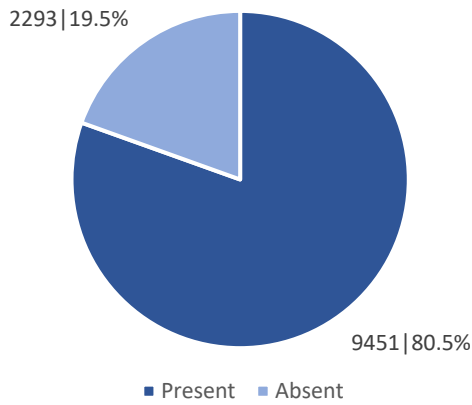
Note: Average tests per CBNAAT and TRUENAT machines are 32 per day and 16 per day respectively



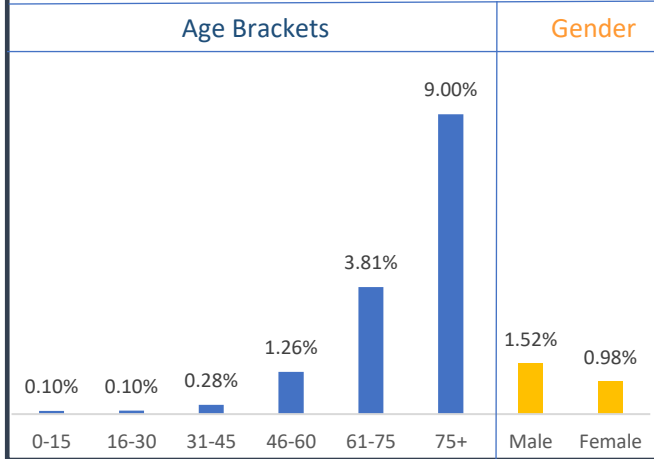
WEST BENGAL COVID-19 HEALTH BULLETIN – 4th MAY 2021

X

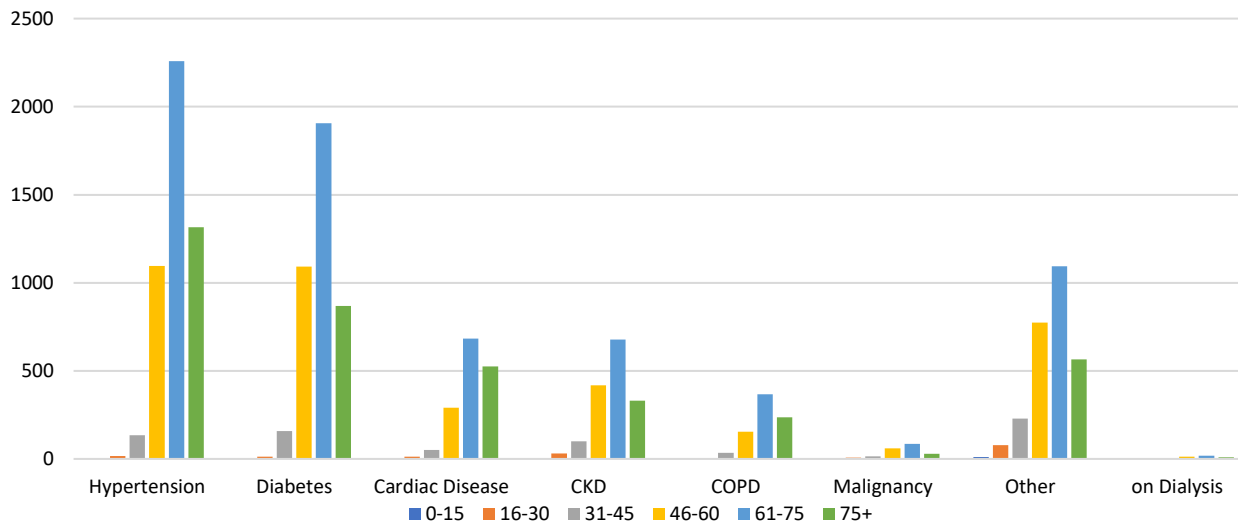
Comorbidity Status in Deceased Cases (n=11,744)



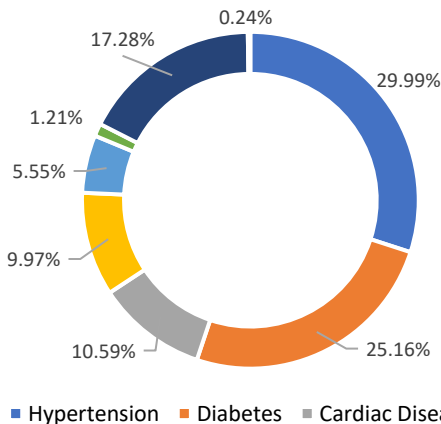
Fatality Rate in Respective Age Brackets & Gender Group



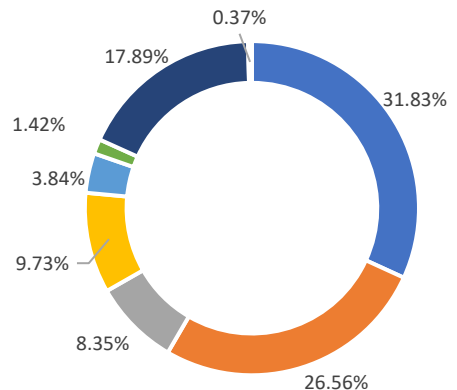
Age Group Wise Comorbidities Among Deceased



Share of Comorbidities in Male



Share of Comorbidities in Female



FATALITY ANALYSIS



Department of Health & Family Welfare Govt. of West Bengal

WEST BENGAL COVID-19 HEALTH BULLETIN – 4th MAY 2021

XI
EQUIPMENT SUPPLY

S. No	Equipment	Ordered by State Govt.	Received Yesterday	Total Received by State Govt.	Order Pending
1	PPEs	32.10 L	2,000	29.47 L	2.63 L
2	N95/FFP2 Masks	54.20 L	10,000	52.09 L	2.11 L
3	Regular Masks	123.84 L	20,000	110.50 L	13.34 L
4	Hand Sanitizers (In Ltrs.)	5.01 L	1,000	4.92 L	0.09 L
5	Gloves	125.00 L	20,000	101.20 L	23.80 L
6	Thermal Guns	20,000	NIL	20,000	NIL

XII
DEDICATED COVID-19 HELPLINE (24 X 7)

1. Dedicated COVID-19 Helpline : **1800 313 444 222**
2. Direct Telemedicine Line : **033 23576001**
3. Ambulance Service : **033 40902929**
4. COVID Telemedicine App "[Covid Telemedicine WB](#)" on Google Play Store
 - These services include allocation of beds in Govt. hospitals and Safe Homes
 - Telemedicine for citizens at large and those in home isolation
 - Ambulance service includes guidance and provision of Govt. ambulance
5. Tele-Psychological counselling services have started since August 1st, 2020.

General Queries			
1	A	Total Queries addressed in last 24 hours	4,901
	B	Total Queries addressed till 3 rd May	16,65,355
Telemedicine			
2	A	Total consultations given in last 24 hours	2,622
	B	Total consultations given till 3 rd May	6,28,010
Ambulance Services			
3	A	Ambulances assigned in last 24 hours	1,301
	B	Total calls received in last 24 hours	1,301
Tele-Psychological Counselling			
4	A	Counselling given in last 24 hours	1,285
	B	Counselling given till 3 rd May	3,25,784

State Government Interventions :

- Status of availability of beds for COVID positive patients in government and private hospitals is available at Health & FW Department's website: www.wbhealth.gov.in
- Safe Homes : An initiative by the Government of West Bengal for care and treatment of asymptomatic/mild symptomatic COVID patients for whom home isolation is not possible /advisable
- As per State Government advisory Satellite Health Facilities are being developed by private hospitals in close vicinity of their hospitals as separate health facility for treatment of asymptomatic/mild symptomatic COVID patients. This intervention is expected to free beds in the hospitals for serious patients.

All the guidelines and orders relating to Covid-19 are posted on www.wbhealth.gov.in

You can follow us on :

Facebook at: <https://www.facebook.com/wbdhfw/>

Twitter at: <https://twitter.com/wbdhfw>