



# Department of Health & Family Welfare Govt. of West Bengal

## WEST BENGAL COVID-19 HEALTH BULLETIN - 4<sup>th</sup> JULY 2020

### Active COVID-19 Cases as on 4<sup>th</sup> July: 6,329

S. No	Subject	Number
1	Total COVID-19 Cases till 3 <sup>rd</sup> July	20,488
2	New COVID-19 Cases on 4 <sup>th</sup> July	743
<b>3</b>	<b>Total COVID-19 Cases till 4<sup>th</sup> July (1+2)</b>	<b>21,231</b>
4	Total Discharged	14,166 (+595)
5	Total Deaths as on 4 <sup>th</sup> July*	736 (+19)
<b>6</b>	<b>Active COVID-19 Cases as on 4<sup>th</sup> July</b>	<b>6,329 (+129)</b>
7	Discharge Rate (4/3)	66.72%

**Note:** All figures updated till 9AM, 4<sup>th</sup> July

#Daily increase/decrease with respect to previous day is shown as (+/-)

\*Complete analysis can be referred from **Section X**, (Page no. 5)

S. No	Subject	Number
1	Samples Tested till 3 <sup>rd</sup> July	<b>5,19,054</b>
2	Samples Tested on 4 <sup>th</sup> July	11,018
<b>3</b>	<b>Total Number of Samples Tested till 4<sup>th</sup> July (1+2)</b>	<b>5,30,072</b>
4	Tests per Million population	5,890
5	% of Positive Cases out of Samples Tested	4.01%
6	Total Testing Laboratories*	51
7	Testing Laboratories added this week	0
8	Testing Laboratories pending approval	1

\*Detailed breakup of these laboratories is given on **Page 4**

S. No	Subject	Number
1	Total Number of Hospitals dedicated for treating COVID-19	79
2	Total Number of Govt. Hospitals dedicated for treating COVID-19	26
3	Total Number of Pvt. Hospitals requisitioned for treating COVID-19	53
4	Total Number of earmarked COVID-19 Beds	10,600
5	% Occupancy in COVID Beds	23.82%
6	Total ICU Beds in the COVID Hospitals	948
7	Total Number of Ventilators in the COVID Hospitals	395

Institutional Quarantine		
1	Total Govt. Quarantine Centres	582
2	Total number of people in Govt. Quarantine Centres	6,057
3	Total number of people released from Govt. Quarantine Centres	98,037
Home Quarantine		
1	Total Home Quarantined People	3,24,903
2	Total number of people currently in Home Quarantine	49,273
3	Total number of people released from Home Quarantine Centres	2,75,630
Quarantine for Migrant Returnees*		
1	Total Quarantine Facilities	2,917
2	Total number of returnees in Quarantine Centres	13,894
3	Total number of workers released from Quarantine Centres	2,55,836
Safe Homes		
1	Total Number of Safe Homes	106
2	Total Number of Beds in Safe Homes	6,908
3	Total Number of Patients in Safe Homes currently	338

\*State Govt has set-up special quarantine facilities for migrant workers returning via Shramik Trains



# Department of Health & Family Welfare Govt. of West Bengal

## WEST BENGAL COVID-19 HEALTH BULLETIN - 4<sup>th</sup> JULY 2020

V

DISTRICT SNAPSHOT#

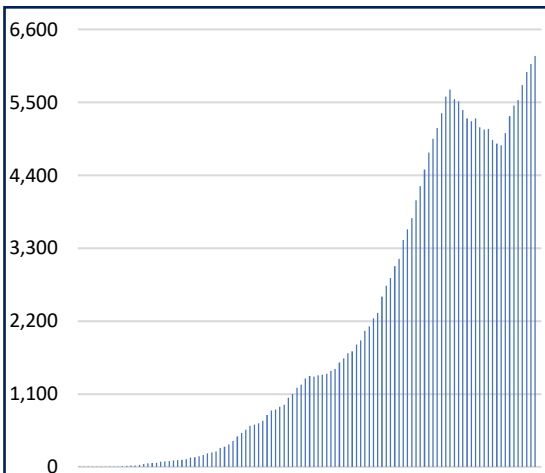
1	2	3	4	5	6 = 3-4-5	7
S. No	District	Total Cases	Total Discharged	Total Deaths	Total Active Cases	Last Reported Case
1	Alipurduar	187 <sup>+1</sup>	177	0	10 <sup>+1</sup>	3-July
2	Coochbehar	305	304	0	1	1-July
3	Darjeeling	577 <sup>+23</sup>	428 <sup>+9</sup>	10	139 <sup>+14</sup>	3-July
4	Kalimpong	56 <sup>+1</sup>	48	1	7 <sup>+1</sup>	3-July
5	Jalpaiguri	388 <sup>+2</sup>	313 <sup>+3</sup>	1	74 <sup>-1</sup>	3-July
6	Uttar Dinajpur	318 <sup>+4</sup>	271 <sup>+16</sup>	1	46 <sup>-12</sup>	3-July
7	Dakshin Dinajpur	223 <sup>+5</sup>	190 <sup>+7</sup>	0	33 <sup>-2</sup>	3-July
8	Malda	780 <sup>+40</sup>	466 <sup>+21</sup>	3 <sup>+1</sup>	311 <sup>+18</sup>	3-July
9	Murshidabad	270 <sup>+14</sup>	204 <sup>+4</sup>	4	62 <sup>+10</sup>	3-July
10	Nadia	339 <sup>+11</sup>	261 <sup>+11</sup>	5	73	3-July
11	Birbhum	311 <sup>+6</sup>	287 <sup>+2</sup>	3	21 <sup>+4</sup>	3-July
12	Purulia	99 <sup>+4</sup>	87	0	12 <sup>+4</sup>	3-July
13	Bankura	261 <sup>+2</sup>	218 <sup>+8</sup>	0	43 <sup>-6</sup>	3-July
14	Jhargram	19	19	0	0	14-Jun
15	Paschim Medinipur	395 <sup>+10</sup>	336 <sup>+8</sup>	6 <sup>+1</sup>	53 <sup>+1</sup>	3-July
16	Purba Medinipur	384 <sup>+8</sup>	280 <sup>+7</sup>	5 <sup>+1</sup>	99	3-July
17	Purba Bardhaman	183 <sup>+1</sup>	151 <sup>+2</sup>	2	30 <sup>-1</sup>	3-July
18	Paschim Bardhaman	157 <sup>+2</sup>	121 <sup>+1</sup>	5 <sup>+2</sup>	31 <sup>-1</sup>	3-July
19	Howrah	3,010 <sup>+82</sup>	2,058 <sup>+84</sup>	107 <sup>+3</sup>	845 <sup>-5</sup>	3-July
20	Hooghly	1,142 <sup>+24</sup>	795 <sup>+40</sup>	26	321 <sup>-16</sup>	3-July
21	North 24 Parganas	3,546 <sup>+164</sup>	2,063 <sup>+150</sup>	114 <sup>+3</sup>	1,369 <sup>+11</sup>	3-July
22	South 24 Parganas	1,351 <sup>+97</sup>	719 <sup>+57</sup>	30	602 <sup>+40</sup>	3-July
23	Kolkata	6,864 <sup>+242</sup>	4,307 <sup>+165</sup>	410 <sup>+8</sup>	2,147 <sup>+69</sup>	3-July
24	Other State	66	63	3	0	6-Jun
<b>TOTAL</b>		<b>21,231<sup>+743</sup></b>	<b>14,166<sup>+595</sup></b>	<b>736<sup>+19</sup></b>	<b>6,329<sup>+129</sup></b>	

#District Wise data is subject to verification and may change

#Daily increase/decrease with respect to previous day is in superscript as +/- (Eg: +4)

VI

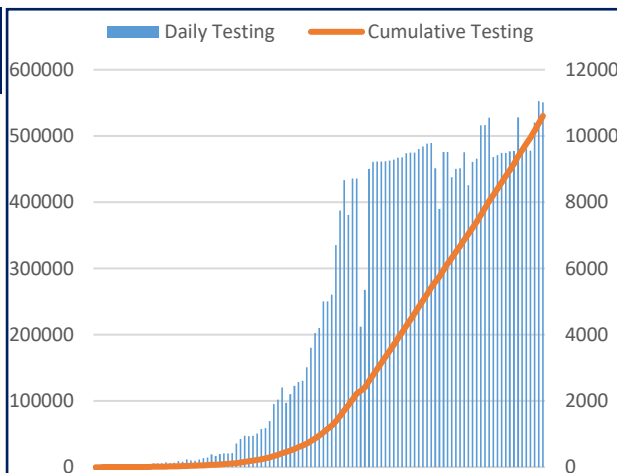
DAILY CUMULATIVE ACTIVE COVID-19 CASES



17<sup>th</sup> March to 4<sup>th</sup> July

VII

SAMPLES TESTED (Daily and Cumulative)



17<sup>th</sup> March to 4<sup>th</sup> July



## Department of Health & Family Welfare Govt. of West Bengal

### WEST BENGAL COVID-19 HEALTH BULLETIN - 4<sup>th</sup> JULY 2020

**VIII**

**UNIT WISE EQUIPMENT SUPPLY (CUMULATIVE)**

S. No.	Unit Name	PPE	N95/FFP2	Regular Masks		Gloves	Sanitizer (In ltr.)
				Reusable Mask	Disposable Mask		
1	Alipurduar	10,800	12,150	13,400	66,400	43,700	3,042.0
2	Bankura	16,750	15,700	20,800	59,050	38,200	4,148.0
3	Birbhum	18,950	11,700	20,400	36,550	4,200	3,671.0
4	Bishnupur HD	7,350	13,900	33,100	62,750	57,500	3,761.0
5	Coochbehar	20,100	11,850	21,700	23,100	4,700	1,904.0
6	Dakshin Dinajpur	9,900	9,050	21,500	56,100	43,700	3,371.0
7	Darjeeling	18,250	15,150	22,900	24,200	6,700	4,098.0
8	Diamond Harbour HD	21,250	11,100	23,500	50,550	29,500	2,334.0
9	Hooghly	21,370	13,250	27,000	37,200	44,600	4,841.0
10	Howrah	50,450	31,500	35,780	75,050	95,200	4,131.0
11	Jalpaiguri	17,800	15,100	35,400	53,000	8,700	3,163.0
12	Jhargram	7,050	5,800	19,890	31,550	20,200	2,593.0
13	Kalimpong	10,150	10,800	19,000	32,550	8,200	2,870.5
14	Malda	15,100	12,200	26,000	49,100	55,700	5,201.0
15	Murshidabad	13,833	18,480	26,700	55,100	10,700	8,180.0
16	Nadia	33,570	14,240	33,800	67,050	64,200	3,831.0
17	North 24 Parganas	29,800	21,540	30,440	73,500	35,700	5,333.5
18	Basirhat HD	20,820	18,230	28,280	73,050	88,500	2,497.0
19	Paschim Bardhaman	17,650	12,900	14,580	29,000	49,400	1,257.0
20	Paschim Medinipur	11,150	17,300	26,590	52,050	56,200	3,635.0
21	Purba Bardhaman	22,650	16,100	23,800	55,050	58,200	4,593.0
22	Purba Medinipur	22,050	12,000	22,220	15,050	10,600	1,731.0
23	Nandigram HD	9,750	11,700	24,140	68,050	46,200	5,029.0
24	Purulia	23,450	14,000	36,200	65,550	51,700	5,371.0
25	Rampurhat HD	13,650	9,900	19,800	25,550	24,500	2,787.0
26	South 24 Parganas	16,250	12,300	18,900	35,050	21,200	1,641.0
27	Uttar Dinajpur	22,750	17,350	37,600	54,550	32,700	3,303.0
28	Bankura S MC&H	9,000	16,150	10,200	70,000	77,500	1,060.0
29	Coochbehar MC&H	8,800	6,900	11,600	27,000	35,000	1,792.0
30	NB MC&H	18,350	27,100	17,000	84,200	83,000	3,490.0
31	Diamond Harbour MC&H	8,800	9,000	9,600	62,000	72,500	1,498.0
32	Malda MC&H	9,300	21,300	11,100	88,000	93,500	2,318.0
33	Murshidabad MC&H	17,630	19,950	12,600	42,500	57,500	1,490.0
34	Bardhaman MC&H	12,400	14,100	17,500	67,000	80,500	2,098.0
35	Medinipur MC&H	19,700	19,300	24,100	95,500	69,500	3,998.0
36	Purulia MC&H	7,800	10,200	51,600	59,000	51,500	1,698.0
37	Rampurhat MC&H	12,400	10,400	15,600	26,500	28,500	5,798.0
38	Raiganj MC&H	7,600	6,400	9,100	19,000	22,500	890.0
39	JNM MC&H	11,500	12,500	17,000	35,000	12,500	1,272.0
40	Sagar Dutta MC&H	18,620	14,330	17,600	60,050	81,500	2,778.0
41	ID & BG Hospital	33,050	30,800	16,600	64,100	42,500	2,671.0
42	RG Kar MCH	24,850	28,500	15,800	135,050	141,700	3,807.0
43	NRS MCH	29,250	22,000	24,300	48,050	21,500	3,140.0
44	IPGMER & SSKMH	54,400	41,590	39,100	208,550	216,500	5,367.0
45	Medical College, Kolkata	57,450	46,000	18,800	108,050	160,500	2,912.0
46	CNMCH	31,350	24,300	19,150	94,500	16,500	2,972.0
47	Other Govt Dept/Institutions	191,926	169,260	140,158	370,026	413,752	27,483.3
48	Stock in hand-In Transit	581,443	92,670	188,431	1,205,382	334,158	38,940.9
<b>TOTAL</b>		<b>1,668,262</b>	<b>1,028,040</b>	<b>1,370,359</b>	<b>4,295,208</b>	<b>3,123,210</b>	<b>215,790.2</b>

*\*In addition to State supply, local procurement is also done.*



# Department of Health & Family Welfare Govt. of West Bengal

## WEST BENGAL COVID-19 HEALTH BULLETIN - 4<sup>th</sup> JULY 2020

IX

DETAILS OF TESTING LABS

S. No.	Name of Testing Lab	Samples Tested	Method of Testing	Functional WEF
1	NICED	50,466	RT-PCR	Since Beginning
2	SSKM	51,454	RT-PCR	17-Mar
3	Medinipur MCH	40,419	RT-PCR	24-Mar
4	North Bengal MCH	53,231	RT-PCR	29-Mar
5	School of Tropical Medicine	26,924	RT-PCR	1-Apr
6	Apollo Hospital	5,276	RT-PCR	6-Apr
7	Tata Medical Centre	5,147	RT-PCR	6-Apr
8	Malda MCH	37,346	RT-PCR	8-Apr
9	Dr. Lal Pathlab	41,618	RT-PCR	17-Apr
10	Command Hospital	4,035	RT-PCR	17-Apr
11	CNCI	4,077	RT-PCR	22-Apr
12	RG Kar MCH	37,059	RT-PCR	24-Apr
13	SURAKSHA	28,551	RT-PCR	24-Apr
14	Murshidabad MCH	23,538	RT-PCR	26-Apr
15	Peerless	2,965	RT-PCR	30-Apr
16	Burdwan MCH	20,112	RT-PCR	6-May
17	MCH Kolkata	5,446	RT-PCR	8-May
18	NRS MCH	12,453	RT-PCR	12-May
19	Sanaka Hospitals	26,053	RT-PCR	12-May
20	Medica Hospital	10,035	RT-PCR	15-May
21	Bankura MCH	11,806	RT-PCR	22-May
22	Suri DH	7,803	RT-PCR	22-May
23	COMJNM Kalyani	6,731	RT-PCR	10-Jun
24	Desun Hospital	298	RT-PCR	17-Jun
25	RN Tagore Hospital	536	RT-PCR	24-Jun
26	Raigunj MCH	1,716	RT-PCR	26-Jun
27	AMRI Salt Lake	1,433	CBNAAT	1-May
28	CMRI	1,060	CBNAAT	13-May
29	AMRI Dhakuria	1,842	TRUENAT	19-May
30	Asansol DH	701	TRUENAT	19-May
31	Jhargram DH	277	TRUENAT	19-May
32	Rampurhat MCH	268	TRUENAT	19-May
33	CNMCH	1,039	TRUENAT	20-May
34	Falakata SSH	1,421	TRUENAT	20-May
35	DH GMCH	130	TRUENAT	20-May
36	Balurghat DH	813	TRUENAT	22-May
37	Serampore DH	486	TRUENAT	25-May
38	Uluberia SSH	352	TRUENAT	27-May
39	Jangipur SDH	244	TRUENAT	27-May
40	Egra SDH	153	TRUENAT	27-May
41	COMSDH	159	CBNAAT	27-May
42	MR Bangur Hospital	126	TRUENAT	28-May
43	Chanchal SDH	84	TRUENAT	28-May
44	Biswa Bangla Krirangan COVID Hospital	761	TRUENAT	31-May
45	Purulia Govt. MCH	467	TRUENAT	3-Jun
46	Coochbehar GMCH	172	CBNAAT	6-Jun
47	Woodlands	88	CBNAAT	11-Jun
48	Alipurduar DH	458	TRUENAT	16-Jun
49	SRL Lab	130	CBNAAT	18-Jun
50	Basirhat DH	42	TRUENAT	19-Jun
51	Anandaloke Sonoscan, Siliguri	56	TRUENAT	27-Jun
52	Samples Tested in Labs Outside the State	2,215	RT-PCR	-
<b>TOTAL</b>		<b>5,30,072</b>		

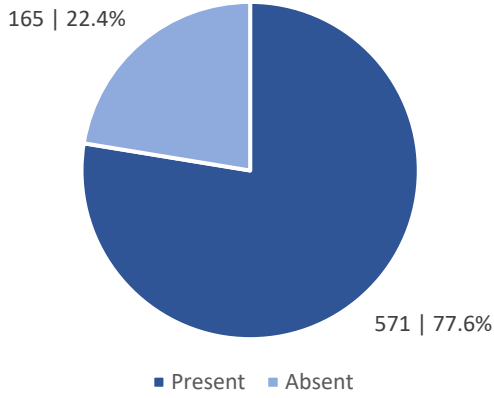
Note: Average tests per CBNAAT and TRUENAT machines are 32 per day and 16 per day respectively



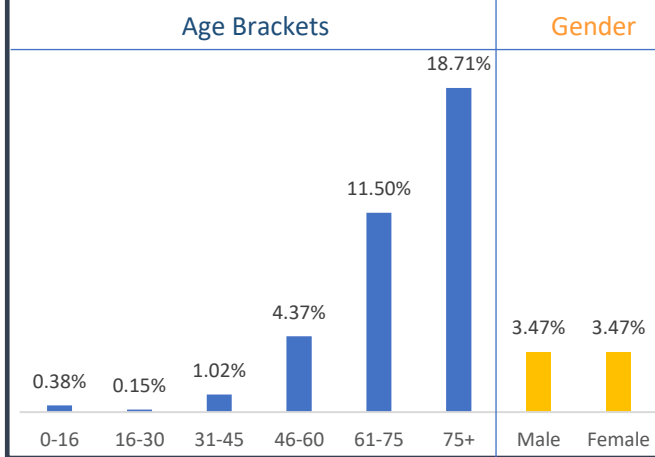
WEST BENGAL COVID-19 HEALTH BULLETIN - 4<sup>th</sup> JULY 2020

X

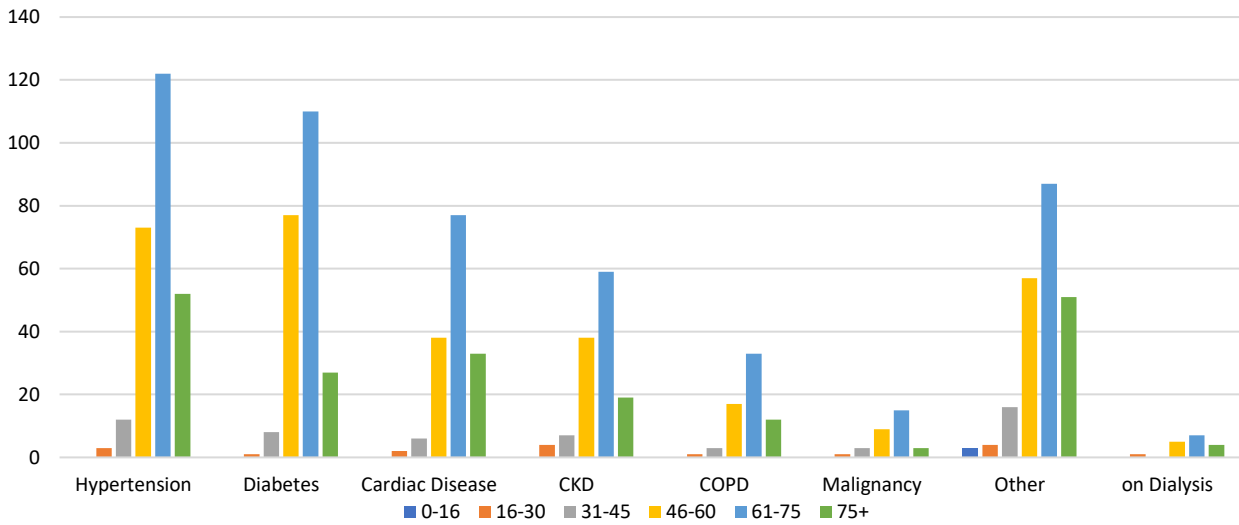
**Comorbidity Status in Deceased Cases (n=736)**



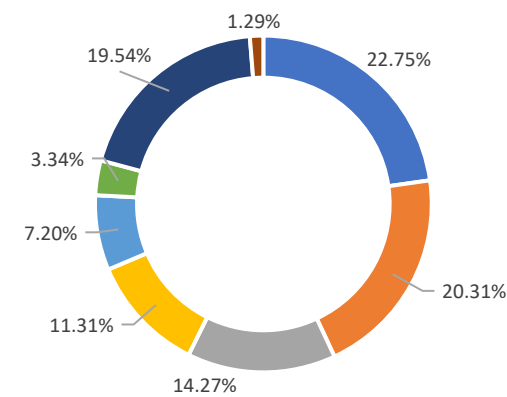
**Fatality Rate in Respective Age Brackets & Gender Group**



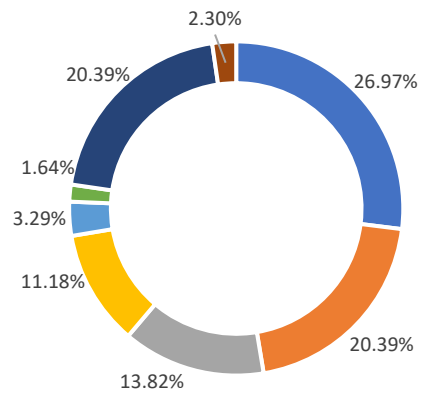
**Age Group Wise Comorbidities Among Deceased**



**Share of Comorbidities in Male**



**Share of Comorbidities in Female**



FATALITY ANALYSIS

■ Hypertension ■ Diabetes ■ Cardiac Disease ■ CKD ■ COPD ■ Malignancy ■ Other ■ on Dialysis



# Department of Health & Family Welfare Govt. of West Bengal

## WEST BENGAL COVID-19 HEALTH BULLETIN - 4<sup>th</sup> JULY 2020

### XI

#### EQUIPMENT SUPPLY

S. No	Equipment	Ordered by State Govt.	Received Yesterday	Total Received by State Govt.	Order Pending
1	PPEs	23.60 L	10,000	15.97 L	7.63 L
2	N95/FFP2 Masks	37.50 L	9,000	9.32 L	28.18 L
3	Regular Masks	49.50 L	30,000	36.38 L	13.12 L
4	Hand Sanitizers (In Ltrs.)	2.01 L	200	1,98,000	3,000
5	Gloves	29.50 L	30,000	28.10 L	1.40 L
6	Thermal Guns	20,000	NIL	20,000	NIL

### XII

#### STATE GOVT. INTERVENTIONS

- Treatment is free for all patients in all Government Hospitals
- Govt has requisitioned private hospitals as COVID hospitals
- Govt reimburses these hospitals at already notified rates
- Status of availability of beds for COVID positive patients in government and private hospitals is available at Health & FW Department's website: [www.wbhealth.gov.in](http://www.wbhealth.gov.in)
- Safe Homes : An initiative by the Government of West Bengal for care and treatment of asymptomatic/mild symptomatic COVID patients for whom home isolation is not possible /advisable
- As per State Government advisory Satellite Health Facilities are being developed by private hospitals in close vicinity of their hospitals as separate health facility for treatment of asymptomatic/mild symptomatic COVID patients. This intervention is expected to free beds in the hospitals for serious patients.

In the background of the Covid-19 outbreak, the general public is advised to adhere to health advisories issued by the State Government. All the guidelines and orders relating to Covid-19 are posted on [www.wbhealth.gov.in](http://www.wbhealth.gov.in)

For COVID related queries call

24/7 Helpline: 1800 313 444 222 (Toll free);

033 2341 2600

Control Room: 033 2357 3636 / 1083 / 1085

You can follow us on :

Facebook at: <https://www.facebook.com/wbdhfw/>

Twitter at: <https://twitter.com/wbdhfw>