



# Department of Health & Family Welfare Govt. of West Bengal

## WEST BENGAL COVID-19 HEALTH BULLETIN – 3<sup>rd</sup> OCT 2021

### I COVID 19 STATUS

S. No	Subject	Number
1	New COVID-19 Cases on 3 <sup>rd</sup> Oct	701
2	<b>Total COVID-19 Cases till 3<sup>rd</sup> Oct</b>	<b>15,71,240</b>
3	Total Discharged	15,44,828 (+684)
4	Total Deaths as on 3 <sup>rd</sup> Oct*	18,825 (+10)
5	<b>Active COVID-19 Cases as on 3<sup>rd</sup> Oct</b>	<b>7,587 (+7)</b>
6	Discharge Rate (3/2)	98.32%
7	Fatality Rate (4/2)	1.20%

Note: All figures updated till 9AM, 3<sup>rd</sup> Oct

#Daily increase/decrease with respect to previous day is shown as (+/-)

\*Complete analysis can be referred from Section X, (Page no. 5)

### II TESTING SNAPSHOT

S. No	Subject	Number
1	Samples Tested on 3 <sup>rd</sup> Oct	36,017
2	<b>Total Number of Samples Tested till 3<sup>rd</sup> Oct</b>	<b>1,82,63,366</b>
3	<b>Positivity Rate as on 3<sup>rd</sup> Oct</b>	<b>1.95%</b>
4	Tests per Million population	2,02,926
5	Total Testing Laboratories*	147
6	RT-PCR/Antigen Test Ratio	56: 44

\*Detailed breakup of these laboratories is given on Page 3 and Page 4

### III TREATMENT INFRASTRUCTURE SNAPSHOT

S. No	Subject	Number
1	Total Number of Hospitals dedicated for treating COVID-19	203
2	Total Number of Govt. Hospitals dedicated for treating COVID-19	196
3	Total Number of Pvt. Hospitals requisitioned for treating COVID-19	7
4	Total Number of earmarked COVID-19 Beds	23,947
5	% Occupancy in COVID Beds	3.06%
6	Total ICU/HDU Beds in the COVID Hospitals	2,861
7	Total Number of Safe Homes	200
8	Total Number of Beds in Safe Homes	11,507

### IV ACTIVE CASES SNAPSHOT

S. No	Subject	Number
1	Total number of people currently in Home Isolation	6,284
2	Total Number of Patients in Hospitals	1,072
3	Total Number of Patients in Safe Homes	231

### V VACCINATION STATUS

S. No	Subject	Number
1	Total Number of people vaccinated on 3 <sup>rd</sup> Oct	2,94,226
2	First Dose on 3 <sup>rd</sup> Oct	2,18,758
3	Second Dose on 3 <sup>rd</sup> Oct	75,468
4	Cumulative Vaccination till 3 <sup>rd</sup> Oct	5,86,50,132
5	Cumulative Vaccination First Dose	4,17,34,230
6	Cumulative Vaccination Second Dose	1,69,15,902
7	Number of CVC (Common Vaccination Centres)	1,718
8	Cumulative AEFI cases reported	4,633
9	Vaccine wastage	-7%



# Department of Health & Family Welfare Govt. of West Bengal

## WEST BENGAL COVID-19 HEALTH BULLETIN – 3<sup>rd</sup> OCT 2021

VI

DISTRICT COVID-19 STATUS#

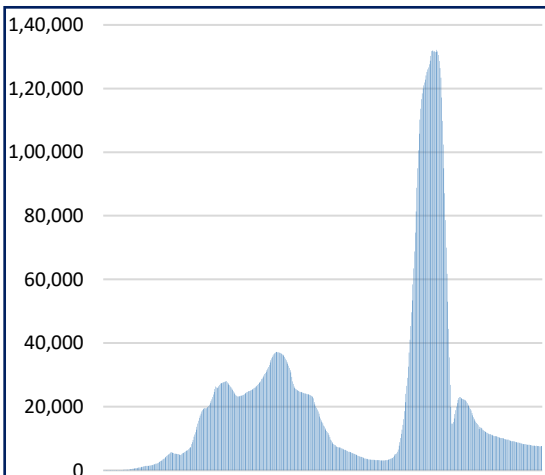
1	2	3	4	5	6 = 3-4-5	7
S. No	District	Total Cases	Total Discharged	Total Deaths	Total Active Cases	Last Reported Case
1	Alipurduar	15,454 <sup>+7</sup>	15,281 <sup>+7</sup>	101	72	2-Oct-21
2	Coochbehar	28,936 <sup>+14</sup>	28,673 <sup>+15</sup>	96	167 <sup>-1</sup>	2-Oct-21
3	Darjeeling	56,358 <sup>+23</sup>	55,445 <sup>+35</sup>	531	382 <sup>-12</sup>	2-Oct-21
4	Kalimpong	6,936 <sup>+16</sup>	6,802 <sup>-6</sup>	53	81 <sup>+10</sup>	2-Oct-21
5	Jalpaiguri	41,544 <sup>+26</sup>	40,738 <sup>+21</sup>	565	241 <sup>+5</sup>	2-Oct-21
6	Uttar Dinajpur	19,709 <sup>+1</sup>	19,446 <sup>+3</sup>	235	28 <sup>-2</sup>	2-Oct-21
7	Dakshin Dinajpur	17,494 <sup>+9</sup>	17,194 <sup>+12</sup>	169	131 <sup>-3</sup>	2-Oct-21
8	Malda	33,184 <sup>+4</sup>	32,882 <sup>+11</sup>	186	116 <sup>-7</sup>	2-Oct-21
9	Murshidabad	33,838 <sup>+3</sup>	33,484 <sup>+2</sup>	326	28 <sup>+1</sup>	2-Oct-21
10	Nadia	72,142 <sup>+58</sup>	70,756 <sup>+51</sup>	815 <sup>+1</sup>	571 <sup>+6</sup>	2-Oct-21
11	Birbhum	40,812 <sup>+5</sup>	40,437 <sup>+9</sup>	285	90 <sup>-4</sup>	2-Oct-21
12	Purulia	19,360 <sup>+3</sup>	19,221 <sup>+2</sup>	113	26 <sup>+1</sup>	2-Oct-21
13	Bankura	35,834 <sup>+24</sup>	35,339 <sup>+20</sup>	273	222 <sup>+4</sup>	2-Oct-21
14	Jhargram	11,982 <sup>+7</sup>	11,865 <sup>+8</sup>	27	90 <sup>-1</sup>	2-Oct-21
15	Paschim Medinipur	52,899 <sup>+25</sup>	52,027 <sup>+34</sup>	503	369 <sup>-9</sup>	2-Oct-21
16	Purba Medinipur	62,660 <sup>+25</sup>	61,943 <sup>+30</sup>	394	323 <sup>-5</sup>	2-Oct-21
17	Purba Bardhaman	41,331 <sup>+24</sup>	40,879 <sup>+23</sup>	195 <sup>+1</sup>	257	2-Oct-21
18	Paschim Bardhaman	57,248 <sup>+11</sup>	56,708 <sup>+17</sup>	353	187 <sup>-6</sup>	2-Oct-21
19	Howrah	97,022 <sup>+50</sup>	95,006 <sup>+45</sup>	1,514	502 <sup>+5</sup>	2-Oct-21
20	Hooghly	84,541 <sup>+52</sup>	83,022 <sup>+50</sup>	971 <sup>+1</sup>	548 <sup>+1</sup>	2-Oct-21
21	North 24 Parganas	3,25,648 <sup>+116</sup>	3,19,698 <sup>+110</sup>	4,732 <sup>+3</sup>	1,218 <sup>+3</sup>	2-Oct-21
22	South 24 Parganas	99,285 <sup>+53</sup>	97,417 <sup>+50</sup>	1,311 <sup>+2</sup>	557 <sup>+1</sup>	2-Oct-21
23	Kolkata	3,16,957 <sup>+145</sup>	3,10,502 <sup>+123</sup>	5,074 <sup>+2</sup>	1,381 <sup>+20</sup>	2-Oct-21
24	Other State	66	63	3	0	6-Jun-20
<b>TOTAL</b>		<b>15,71,240<sup>+701</sup></b>	<b>15,44,828<sup>+684</sup></b>	<b>18,825<sup>+10</sup></b>	<b>7,587<sup>+7</sup></b>	

#District Wise data is subject to verification and may change

#Daily increase/decrease with respect to previous day is in superscript as +/- (Eg: +4)

VII

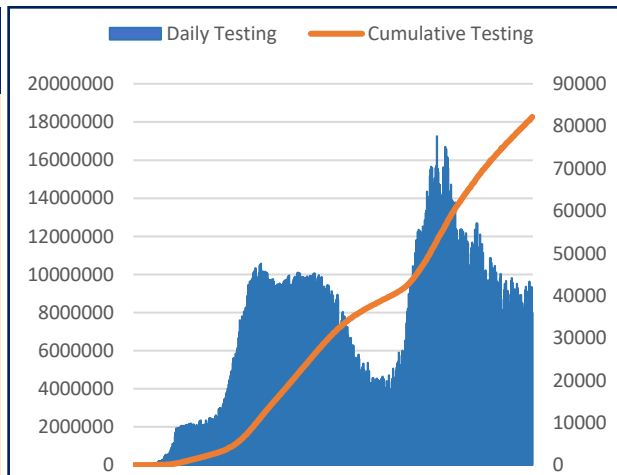
DAILY CUMULATIVE ACTIVE COVID-19 CASES



17<sup>th</sup> March 2020 to 3<sup>rd</sup> Oct 2021

VIII

SAMPLES TESTED (Daily and Cumulative)



17<sup>th</sup> March 2020 to 3<sup>rd</sup> Oct 2021



# Department of Health & Family Welfare Govt. of West Bengal

## WEST BENGAL COVID-19 HEALTH BULLETIN – 3<sup>rd</sup> OCT 2021

IX

DETAILS OF TESTING LABS

S. No.	Name of Testing Lab	District	Authority	Samples Tested	Testing Method	Functional WEF
1	NICED	Kolkata	Central Govt	3,27,912	RT-PCR	Since Beginning
2	SSKM	Kolkata	State Govt	4,84,584	RT-PCR	17-Mar-20
3	Medinipur MCH	Paschim Midnapore	State Govt	2,46,085	RT-PCR	24-Mar-20
4	North Bengal MCH	Darjeeling	State Govt	5,70,093	RT-PCR	29-Mar-20
5	School of Tropical Medicine	Kolkata	State Govt	3,35,378	RT-PCR	01-Apr-20
6	Apollo Hospital	North 24 Pargana	PVT	97,898	RT-PCR	06-Apr-20
7	Tata Medical Centre	North 24 Pargana	PVT	31,916	RT-PCR	06-Apr-20
8	Malda MCH	Malda	State Govt	4,19,335	RT-PCR	08-Apr-20
9	Dr. Lal Pathlab	North 24 Pargana	PVT	4,84,500	RT-PCR	17-Apr-20
10	Command Hospital	Kolkata	Central Govt	55,239	RT-PCR	17-Apr-20
11	CNCI	Kolkata	Central Govt	41,153	RT-PCR	22-Apr-20
12	RG Kar MCH	Kolkata	State Govt	3,68,530	RT-PCR	24-Apr-20
13	SURAKSHA	North 24 Pargana	PVT	2,89,480	RT-PCR	24-Apr-20
14	Murshidabad MCH	Murshidabad	State Govt	3,34,432	RT-PCR	26-Apr-20
15	Peerless	Kolkata	PVT	1,06,082	RT-PCR	30-Apr-20
16	Burdwan MCH	Burdwan	State Govt	3,21,577	RT-PCR	06-May-20
17	MCH Kolkata	Kolkata	State Govt	1,66,442	RT-PCR	08-May-20
18	NRS MCH	Kolkata	State Govt	2,00,540	RT-PCR	12-May-20
19	Sanaka Hospitals	Paschim Burdwan	PVT	1,44,402	RT-PCR	12-May-20
20	Medica Hospital	Kolkata	PVT	1,80,901	RT-PCR	15-May-20
21	Bankura MCH	Bankura	State Govt	3,07,617	RT-PCR	22-May-20
22	Suri DH	Birbhum	State Govt	2,08,103	RT-PCR	22-May-20
23	Coochbehar GMCH	Cooch Bihar	State Govt	3,05,595	RT-PCR	06-Jun-20
24	COMJNM Kalyani	Nadia	State Govt	2,64,199	RT-PCR	10-Jun-20
25	Desun Hospital	Kolkata	PVT	13,782	RT-PCR	17-Jun-20
26	RN Tagore Hospital	Kolkata	PVT	76,579	RT-PCR	24-Jun-20
27	Raigunj MCH	Uttar Dinajpur	State Govt	1,51,060	RT-PCR	26-Jun-20
28	Jagannath Gupta Institute of Medical Sciences	South 24 Pargana	PVT	9,857	RT-PCR	06-Jul-20
29	ESI-PGIMS	Kolkata	PVT	24,961	RT-PCR	16-Jul-20
30	Remedy Lifecare, Kolkata	Kolkata	PVT	22,933	RT-PCR	21-Jul-20
31	AMRI Dhakuria	Kolkata	PVT	83,245	RT-PCR	19-May-20
32	Rampurhat MCH	Birbhum	State Govt	1,72,173	RT-PCR	19-May-20
33	CNMCH	Kolkata	State Govt	1,29,774	RT-PCR	20-May-20
34	DH GMCH	South 24 Pargana	State Govt	3,05,433	RT-PCR	20-May-20
35	COMSDH	North 24 Pargana	State Govt	1,01,476	RT-PCR	27-May-20
36	Purulia Govt. MCH	Purulia	State Govt	1,84,275	RT-PCR	03-Jun-20
37	SRL Lab	Kolkata	PVT	3,42,454	RT-PCR	18-Jun-20
38	Probe diagnostics	Kolkata	PVT	80,872	RT-PCR	14-Aug-20
39	Pulse Diagnostics	Kolkata	PVT	1,29,255	RT-PCR	12-Sep-20
40	RB Diagnostic Kolkata	Kolkata	PVT	1,59,105	RT-PCR	20-Sep-20
41	Purba Medinipur DH	Purba Midnapur	State Govt	1,06,989	RT-PCR	24-Sep-20
42	B.P. Poddar Hospital & Medical Research Ltd	Kolkata	PVT	5,618	RT-PCR	27-Oct-20
43	Swastik Clinic & Seva Sadan Pvt. Ltd., Birbhum	Birbhum	PVT	1,556	RT-PCR	27-Oct-20
44	Repromed Diagnostic Ltd	Kolkata	PVT	40,311	RT-PCR	24-Sep-20
45	Gouri Devi Institute of Medical Sciences	Purba Burdwan	PVT	7,904	RT-PCR	07-Nov-20
46	IQ City Medical College Durgapur	Paschim Burdwan	PVT	21,645	RT-PCR	04-Dec-20
47	Imambara DH, Hooghly	Hooghly	State Govt	1,19,676	RT-PCR	15-Dec-20
48	Saroj Gupta Cancer Center & Research Institute	Kolkata	PVT	7,972	RT-PCR	23-Dec-20
49	Lasco Medicare Pvt. Ltd. Howrah	Howrah	PVT	20,798	RT-PCR	05-Jan-21
50	Icare Institute of Medical Sciences and Research	Purba Midnapur	PVT	10,263	RT-PCR	25-Jan-21
51	Sanjiban Hospital, Howrah	Howrah	PVT	12,554	RT-PCR	23-Feb-21
52	GCC DNA Diagnostic Lab	South 24 Pargana	PVT	4,903	RT-PCR	22-Apr-21
53	Quadra Medical Services	Kolkata	PVT	2,517	RT-PCR	01-May-21
54	Hindlabs, Kolkata	North 24 Pargana	PVT	44,441	RT-PCR	15-May-21
55	Pathkind Lab, Kolkata	Kolkata	PVT	18,711	RT-PCR	25-May-21
56	KPC Medical College	Kolkata	PVT	2,176	RT-PCR	1-Jun-21
57	Krishna Medica Lab, Kolkata	Kolkata	PVT	18,640	RT-PCR	2-Jun-21
58	Institute of Neurosciences, Kolkata	Kolkata	PVT	1,810	RT-PCR	4-Jun-21
59	Life Cell International, Kolkata	North 24 Pargana	PVT	20,137	RT-PCR	4-Jun-21
60	The Apollo Clinic - Pvt.Ltd.	Kolkata	PVT	6,160	RT-PCR	8-Jun-21
61	Genu Path Labs	North 24 Pargana	PVT	2,064	RT-PCR	27-Jun-21
62	Dr. ABG's Pathoscan Center	Purba Burdwan	PVT	2,647	RT-PCR	30-Jun-21
63	Aloka Medicare Pvt Ltd	Kolkata	PVT	3,395	RT-PCR	8-July-21
64	Burnpur Hospital (SAIL-IISCO)	Paschim Burdwan	PVT	3,603	RT-PCR	8-July-21
65	Nirnayan Healthcare Pvt Ltd	North 24 Pargana	PVT	9,116	RT-PCR	18-July-21
66	Welkin Medicare Pvt Ltd	Kolkata	PVT	2,161	RT-PCR	30-July-21
67	Organ Diagnostic Centre	Kolkata	PVT	3,713	RT-PCR	31-July-21
68	Specialist Clinic & Diagnostic	North 24 Pargana	PVT	2,812	RT-PCR	03-Aug-21
69	Medionn Diagnostic Ltd	Howrah	PVT	3,705	RT-PCR	5-Aug-21
70	Molecular Lab of Paramount Hospital	Darjeeling	PVT	436	RT-PCR	12-Aug-21
71	Lakhotia Diagnostic Services	Howrah	PVT	1,333	RT-PCR	20-Aug-21
72	One Diagnostics	Kolkata	PVT	1,129	RT-PCR	20-Aug-21
73	District Hospital SSB	Jalpaiguri	PVT	9,919	RT-PCR	26-Aug-21
74	Diverse Genomics Pvt Ltd	Kolkata	PVT	169	RT-PCR	28-Aug-21
75	See Cure Lab	North 24 Pargana	PVT	1,280	RT-PCR	31-Aug-21

Note: Average tests per CBNAAT and TRUENAT machines are 32 per day and 16 per day respectively



# Department of Health & Family Welfare Govt. of West Bengal

## WEST BENGAL COVID-19 HEALTH BULLETIN – 3<sup>rd</sup> OCT 2021

IX

DETAILS OF TESTING LABS

S. No.	Name of Testing Lab	District	Authority	Samples Tested	Testing Method	Functional WEF
76	Unipath speciality laboratory	North 24 Pargana	PVT	2,107	RT-PCR	4-Sep-21
77	SG Clinic & Diagnostic Laboratory	North 24 Pargana	PVT	9	RT-PCR	22-Sep-21
78	B M Birla Hospital	Kolkata	PVT	1,636	RT-LAMP	7-Jun-21
79	Agrasen Healthcare Centre	Jalpaiguri	PVT	3,968	RT-LAMP	22-July-21
80	Reliable Multispeciality Clinic	North 24 Pargana	PVT	418	RT-LAMP	31-Aug-21
81	Western Diagnostic Centre Private Ltd	Kolkata	PVT	37	RT-LAMP	28-Sep-21
82	Shri VishudhanandSaraswati Marwari Hospital	Kolkata	PVT	185	TRUENAT	31-Aug-21
83	AMRI Mukundapur	South 24 Pargana	PVT	324	TRUENAT	10-Sep-21
84	AMRI Salt Lake	North 24 Pargana	PVT	27,309	CBNAAT	01-May-20
85	CMRI	Kolkata	PVT	27,410	CBNAAT	13-May-20
86	Asansol DH	Paschim Burdwan	State Govt	52,619	TRUENAT	19-May-20
87	Jhargram DH	Jhargram	State Govt	2,754	TRUENAT	19-May-20
88	Falakata SSH	Alipurduar	State Govt	3,872	TRUENAT	20-May-20
89	Balughat DH	Dakshin Dinajpur	State Govt	3,627	TRUENAT	22-May-20
90	Serampore DH	Hooghly	State Govt	1,214	TRUENAT	25-May-20
91	Uluberia SSH	Howrah	State Govt	1,989	TRUENAT	27-May-20
92	Jangipur SDH	Murshidabad	State Govt	1,685	TRUENAT	27-May-20
93	Egra SDH	Purba Midnapur	State Govt	823	TRUENAT	27-May-20
94	MR Bangur Hospital	South 24 Pargana	State Govt	419	TRUENAT	28-May-20
95	Chanchal SDH	Malda	State Govt	559	TRUENAT	28-May-20
96	Biswa Bangla Krirangan COVID Hospital	Jalpaiguri	State Govt	1,89,810	TRUENAT	31-May-20
97	Parkview Super Speciality Hospital	North 24 Pargana	PVT	239	TRUENAT	26-Aug-21
98	Woodlands	Kolkata	PVT	16,628	CBNAAT	11-Jun-20
99	Alipurduar DH	Alipurduar	State Govt	7,974	TRUENAT	16-Jun-20
100	Basirhat DH	North 24 Pargana	State Govt	512	TRUENAT	19-Jun-20
101	Anandaloke Sonoscan, Siliguri	Darjeeling	PVT	23,573	TRUENAT	27-Jun-20
102	Gangarampur SDH	Dakshin Dinajpur	State Govt	1,832	CBNAAT	16-Jul-20
103	Contai SDH	Purba Midnapur	State Govt	1,902	TRUENAT	20-Jul-20
104	ILS hospital	Kolkata	PVT	4,679	TRUENAT	25-Jul-20
105	Uttar Latabari DH	Alipurduar	State Govt	439	TRUENAT	04-Aug-20
106	Nandigram SSH/DH	Purba Midnapur	State Govt	826	TRUENAT	04-Aug-20
107	Panskura Hospital	Purba Midnapur	State Govt	436	TRUENAT	06-Aug-20
108	Chittaranjan Seva Sadan Hospital	Kolkata	State Govt	1,777	TRUENAT	10-Aug-20
109	Dr. PK Saha Hospital, Coochbihar	Cooch Bihar	PVT	8,534	TRUENAT	11-Aug-20
110	Salt Lake SDH	North 24 Pargana	State Govt	853	TRUENAT	13-Aug-20
111	Charnock Hospital	Kolkata	PVT	11,325	TRUENAT	14-Aug-20
112	Gabberia SGH	Howrah	State Govt	867	TRUENAT	15-Aug-20
113	Spandan Dignostic Center	Paschim Midnapore	PVT	12,758	TRUENAT	16-Aug-20
114	Kakdwip SSH	South 24 Pargana	State Govt	277	TRUENAT	17-Aug-20
115	Mal SSH	Jalpaiguri	State Govt	199	TRUENAT	18-Aug-20
116	Howrah DH	Howrah	State Govt	185	TRUENAT	21-Aug-20
117	Spandan Hospital, Kolkata	North 24 Pargana	PVT	5,333	TRUENAT	01-Sep-20
118	Sagardighi SSH	Murshidabad	State Govt	631	TRUENAT	02-Sep-20
119	Domkal SSH	Murshidabad	State Govt	164	TRUENAT	06-Sep-20
120	Udaynarayanpur SGH Howrah	Howrah	State Govt	53	TRUENAT	07-Sep-20
121	GD Hospital & Diabetes Institute, Howrah	Kolkata	PVT	3,245	CBNAAT	08-Sep-20
122	Nightingale Diagnostic & Medicare Centre	Kolkata	PVT	15,977	TRUENAT	12-Sep-20
123	Bhagirathi Neotia Woman * Child Care Centre	North 24 Pargana	PVT	1,479	CBNAAT	16-Sep-20
124	Krishnanagar DTC	Nadia	State Govt	172	TRUENAT	29-Sep-20
125	Mission Hospital, Durgapur	Paschim Burdwan	PVT	25,084	TRUENAT	29-Sep-20
126	Medinova, Kolkata	Kolkata	PVT	6,507	TRUENAT	01-Oct-20
127	MSS Bansal Medical, Kolkata	Kolkata	PVT	17,537	TRUENAT	02-Oct-20
128	TLJ, SGH, Howrah	Howrah	PVT	409	TRUENAT	02-Oct-20
129	Narayan Memorial Hospital, Kolkata	Kolkata	PVT	1,178	TRUENAT	02-Oct-20
130	Kalimpong DH	Kalimpong	State Govt	507	TRUENAT	06-Oct-20
131	Mirik BPHC, Darjeeling	Darjeeling	State Govt	136	TRUENAT	09-Oct-20
132	Barjore SSH, Bankura	Bankura	State Govt	414	TRUENAT	11-Oct-20
133	Darjeeling DH	Darjeeling	State Govt	566	TRUENAT	11-Oct-20
134	Metropolis Kolkata	Kolkata	PVT	1,07,643	TRUENAT	14-Oct-20
135	Laboratory Services, Healthworld Hospitals, Durgapur	Paschim Burdwan	PVT	10,112	TRUENAT	04-Dec-20
136	Neotia Getwel Healthcare Centre, Siliguri	Darjeeling	PVT	4,070	CBNAAT	09-Jan-21
137	Arogya Niketan Nursing Home	Darjeeling	PVT	5,527	TRUENAT	16-Jan-21
138	Ruby General Hospital	Kolkata	PVT	4,428	CBNAAT	20-Jan-21
139	Cliniperfect Polyclinic and Diagnostics	North 24 Pargana	PVT	1,912	TRUENAT	23-Feb-21
140	10 Air Force Hospital, Hasimara	Alipurduar	Central Govt	1,052	TRUENAT	23-Apr-21
141	4 Air Force Hospital, Midnapore	Paschim Midnapore	Central Govt	1,816	TRUENAT	23-Apr-21
142	164 Military Hospital, Binnaguri	Jalpaiguri	Central Govt	2,336	TRUENAT	23-Apr-21
143	Central Hospital, SE Railway, Kolkata	Kolkata	Central Govt	1,550	CBNAAT	23-Apr-21
144	Zenith super speciality hospital	Kolkata	PVT	5,303	TRUENAT	23-Apr-21
145	Alipurduar Railway Hospital	Alipurduar	Central Govt	3,920	TRUENAT	23-Apr-21
146	Sonoscan Healthcare Pvt Ltd	Malda	PVT	528	TRUENAT	27-July-21
147	Medica North Bengal Clinic	Darjeeling	PVT	232	TRUENAT	22-Sep-21
148	Antigen Test done within the State		State Govt	81,61,144	-	-
149	Samples Tested in Labs Outside the State		PVT	6,52,322	RT-PCR	-
				<b>1,82,63,366</b>	-	-

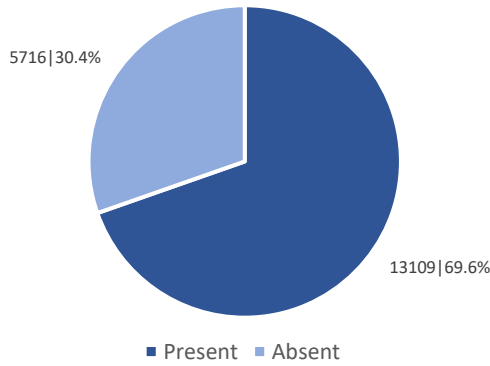
Note: Average tests per CBNAAT and TRUENAT machines are 32 per day and 16 per day respectively



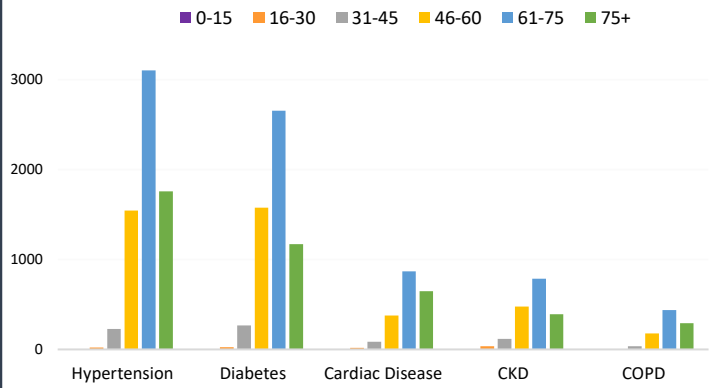
WEST BENGAL COVID-19 HEALTH BULLETIN – 3<sup>rd</sup> OCT 2021

X

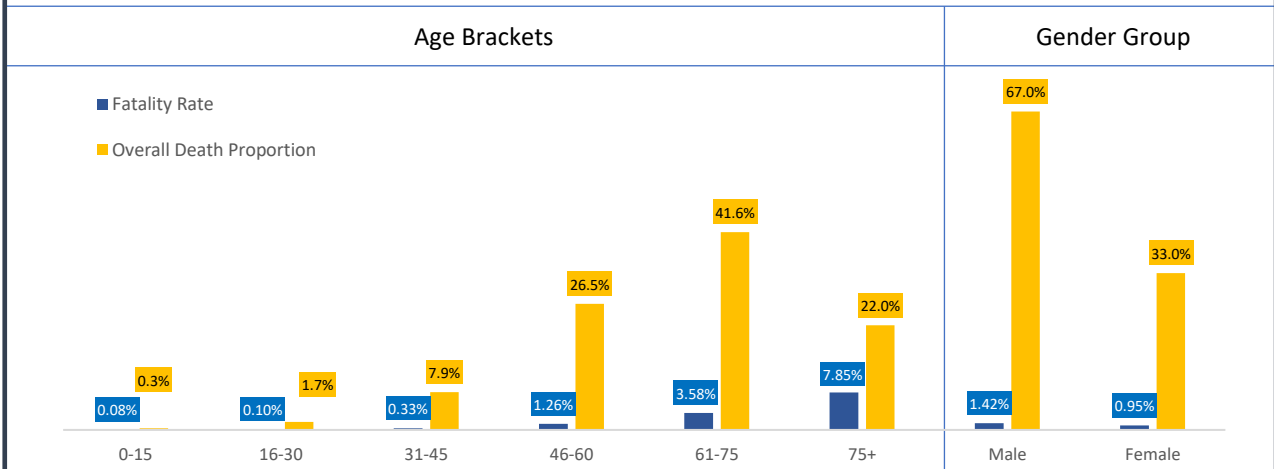
Comorbidity Status  
in Deceased Cases (n=18,825)



Age Group Wise Comorbidities Among Deceased

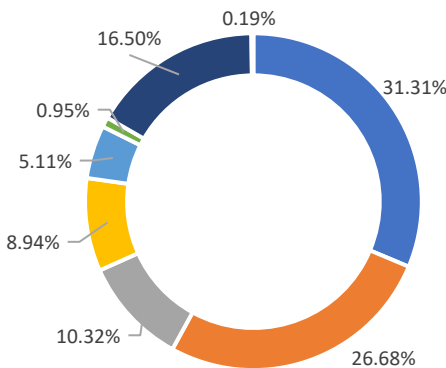


Fatality Rate & Death Proportion in Respective Age Brackets & Gender Groups

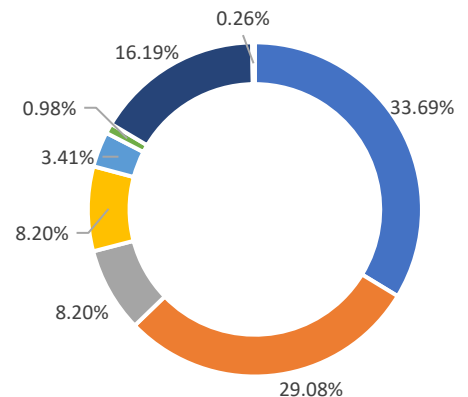


\*The blue data label shows the fatality rate in respective age/gender group i.e. no. of deaths as a proportion of total infections in respective age/gender group  
\*\*The orange data label shows the proportion of total deaths in respective age/gender group

Share of Comorbidities in Male



Share of Comorbidities in Female



FATALITY ANALYSIS



# Department of Health & Family Welfare Govt. of West Bengal

## WEST BENGAL COVID-19 HEALTH BULLETIN – 3<sup>rd</sup> OCT 2021

**XI**

**EQUIPMENT AND CONSUMABLE SUPPLY**

S. No	Consumable	Ordered by State Govt.	Received Yesterday	Total Received by State Govt.	Order Pending
1	PPEs	42.10 L	2,000	32.51 L	9.59 L
2	N95/FFP2 Masks	68.20 L	10,000	66.99 L	1.21 L
3	Regular Masks	148.84 L	20,000	140.90 L	7.94 L
4	Hand Sanitizers (In Ltrs)	6.46 L	1,000	6.44 L	0.02 L
5	Gloves	127.00 L	20,000	123.60 L	3.40 L
6	Thermal Guns	20,000	NIL	20,000	NIL

S. No	Equipment	Number
1	Total Number of HFNO	470
2	Total Number of Oxygen Concentrators	5,644
3	Total Number of functional MGPS	125
4	Total Number of functional LMO Tanks	10
5	Total Number of functional PSA plants	27
6	Total Number of Ventilators in COVID Hospitals	1,298

**XII**

**DEDICATED COVID-19 HELPLINE (24 X 7)**

- Dedicated COVID-19 Helpline : **1800 313 444 222**
- Direct Telemedicine Line : **033 23576001**
- Ambulance Service : **033 40902929**
- COVID Telemedicine App "[Covid Telemedicine WB](#)" on Google Play Store
  - These services include allocation of beds in Govt. hospitals and Safe Homes
  - Telemedicine for citizens at large and those in home isolation
  - Ambulance service includes guidance and provision of Govt. ambulance
- Tele-Psychological counselling services have started since August 1<sup>st</sup>, 2020.

General Queries			
1	A	Total Queries addressed in last 24 hours	2,420
	B	Total Queries addressed till 2 <sup>nd</sup> Oct	22,19,176
Telemedicine			
2	A	Total consultations given in last 24 hours	1,225
	B	Total consultations given till 2 <sup>nd</sup> Oct	9,06,604
Ambulance Services			
3	A	Ambulances assigned in last 24 hours	225
	B	Total calls received in last 24 hours	225
Tele-Psychological Counselling			
4	A	Counselling given in last 24 hours	536
	B	Counselling given till 2 <sup>nd</sup> Oct	4,39,652

### State Government Interventions :

- Status of availability of beds for Covid positive patients in government and private hospitals along with information on other related services are available at <https://iCMS.wb.gov.in>
- Safe Homes : An initiative by the Government of West Bengal for care and treatment of asymptomatic/mild symptomatic COVID patients for whom home isolation is not possible /advisable
- As per State Government advisory Satellite Health Facilities are being developed by private hospitals in close vicinity of their hospitals as separate health facility for treatment of asymptomatic/mild symptomatic COVID patients. This intervention is expected to free beds in the hospitals for serious patients.

All the guidelines and orders relating to Covid-19 are posted on [www.wbhealth.gov.in](http://www.wbhealth.gov.in)

You can follow us on :

Facebook at: <https://www.facebook.com/wbdhfw/>

Twitter at: <https://twitter.com/wbdhfw>