



# Department of Health & Family Welfare Govt. of West Bengal

## WEST BENGAL COVID-19 HEALTH BULLETIN – 3<sup>rd</sup> AUG 2021

### COVID 19 STATUS

| S. No | Subject   | Number              |
|-------|---|---------------------|
| 1     | New COVID-19 Cases on 3 <sup>rd</sup> Aug             | 729                 |
| 2     | <b>Total COVID-19 Cases till 3<sup>rd</sup> Aug</b>   | <b>15,30,024</b>    |
| 3     | Total Discharged                                      | 15,01,087 (+756)    |
| 4     | Total Deaths as on 3 <sup>rd</sup> Aug*               | 18,170 (+9)         |
| 5     | <b>Active COVID-19 Cases as on 3<sup>rd</sup> Aug</b> | <b>10,767 (-36)</b> |
| 6     | Discharge Rate (3/2)                                  | 98.11%              |
| 7     | Fatality Rate (4/2)                                   | 1.19%               |

Note: All figures updated till 9AM, 3<sup>rd</sup> Aug

#Daily increase/decrease with respect to previous day is shown as (+/-)

\*Complete analysis can be referred from Section X, (Page no. 5)

### TESTING SNAPSHOT

| S. No | Subject   | Number             |
|-------|---|--------------------|
| 1     | Samples Tested on 3 <sup>rd</sup> Aug                         | 43,532             |
| 2     | <b>Total Number of Samples Tested till 3<sup>rd</sup> Aug</b> | <b>1,58,50,838</b> |
| 3     | <b>Positivity Rate as on 3<sup>rd</sup> Aug</b>               | <b>1.67%</b>       |
| 4     | Tests per Million population                                  | 1,76,120           |
| 5     | Total Testing Laboratories*                                   | 131                |
| 6     | RT-PCR/Antigen Test Ratio                                     | 40:60              |

\*Detailed breakup of these laboratories is given on Page 3 and Page 4

### TREATMENT INFRASTRUCTURE SNAPSHOT

| S. No | Subject  | Number |
|-------|--|--------|
| 1     | Total Number of Hospitals dedicated for treating COVID-19          | 203    |
| 2     | Total Number of Govt. Hospitals dedicated for treating COVID-19    | 196    |
| 3     | Total Number of Pvt. Hospitals requisitioned for treating COVID-19 | 7      |
| 4     | Total Number of earmarked COVID-19 Beds                            | 23,947 |
| 5     | % Occupancy in COVID Beds  | 3.76%  |
| 6     | Total ICU/HDU Beds in the COVID Hospitals                          | 2,861  |
| 7     | Total Number of Safe Homes   | 200    |
| 8     | Total Number of Beds in Safe Homes                                 | 11,507 |

### ACTIVE CASES SNAPSHOT

| S. No | Subject  | Number |
|-------|--|--------|
| 1     | Total number of people currently in Home Isolation | 9,157  |
| 2     | Total Number of Patients in Hospitals              | 1,244  |
| 3     | Total Number of Patients in Safe Homes             | 366    |

### VACCINATION STATUS

| S. No | Subject  | Number      |
|-------|--|-------------|
| 1     | Total Number of people vaccinated on 3 <sup>rd</sup> Aug | 4,80,089    |
| 2     | First Dose on 3 <sup>rd</sup> Aug                        | 3,88,923    |
| 3     | Second Dose on 3 <sup>rd</sup> Aug                       | 91,166      |
| 4     | Cumulative Vaccination till 3 <sup>rd</sup> Aug          | 3,00,88,279 |
| 5     | Cumulative Vaccination First Dose                        | 2,13,45,016 |
| 6     | Cumulative Vaccination Second Dose                       | 87,43,263   |
| 7     | Number of CVC (Common Vaccination Centres)               | 3,218       |
| 8     | Cumulative AEFI cases reported                           | 2,362       |
| 9     | Vaccine wastage  | -7%         |



# Department of Health & Family Welfare Govt. of West Bengal

## WEST BENGAL COVID-19 HEALTH BULLETIN – 3<sup>rd</sup> AUG 2021

### VI

#### DISTRICT COVID-19 STATUS#

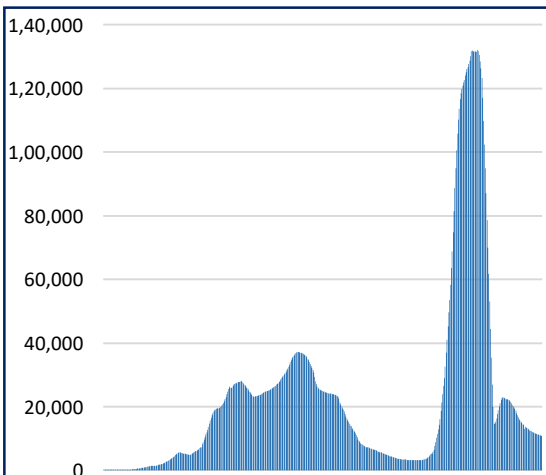
| 1            | 2                 | 3                               | 4                               | 5                          | 6 = 3-4-5                   | 7                  |
|--------------|-------------------|---------------------------------|---------------------------------|----------------------------|-----------------------------|--------------------|
| S. No        | District          | Total Cases                     | Total Discharged                | Total Deaths               | Total Active Cases          | Last Reported Case |
| 1            | Alipurduar        | 14,899 <sup>+24</sup>           | 14,544 <sup>+16</sup>           | 99                         | 256 <sup>+8</sup>           | 2-Aug-21           |
| 2            | Coochbehar        | 27,659 <sup>+38</sup>           | 26,983 <sup>+41</sup>           | 95                         | 581 <sup>-3</sup>           | 2-Aug-21           |
| 3            | Darjeeling        | 53,543 <sup>+58</sup>           | 51,938 <sup>+87</sup>           | 499 <sup>+3</sup>          | 1,106 <sup>-32</sup>        | 2-Aug-21           |
| 4            | Kalimpong         | 6,301 <sup>+27</sup>            | 6,026 <sup>+16</sup>            | 40                         | 235 <sup>+11</sup>          | 2-Aug-21           |
| 5            | Jalpaiguri        | 39,920 <sup>+78</sup>           | 38,727 <sup>+44</sup>           | 538                        | 655 <sup>+34</sup>          | 2-Aug-21           |
| 6            | Uttar Dinajpur    | 19,442 <sup>+17</sup>           | 19,080 <sup>+8</sup>            | 233                        | 129 <sup>+9</sup>           | 2-Aug-21           |
| 7            | Dakshin Dinajpur  | 16,903 <sup>+2</sup>            | 16,648 <sup>+6</sup>            | 168                        | 87 <sup>-4</sup>            | 2-Aug-21           |
| 8            | Malda             | 32,655 <sup>+5</sup>            | 32,411 <sup>+4</sup>            | 184                        | 60 <sup>+1</sup>            | 2-Aug-21           |
| 9            | Murshidabad       | 33,610 <sup>+13</sup>           | 33,216 <sup>+4</sup>            | 322                        | 72 <sup>+9</sup>            | 2-Aug-21           |
| 10           | Nadia             | 69,261 <sup>+43</sup>           | 67,928 <sup>+45</sup>           | 698 <sup>+2</sup>          | 635 <sup>-4</sup>           | 2-Aug-21           |
| 11           | Birbhum           | 40,347 <sup>+15</sup>           | 39,935 <sup>+8</sup>            | 285                        | 127 <sup>+7</sup>           | 2-Aug-21           |
| 12           | Purulia           | 19,184 <sup>+8</sup>            | 19,001 <sup>+5</sup>            | 112                        | 71 <sup>+3</sup>            | 2-Aug-21           |
| 13           | Bankura           | 34,557 <sup>+23</sup>           | 33,860 <sup>+31</sup>           | 259                        | 438 <sup>-8</sup>           | 2-Aug-21           |
| 14           | Jhargram          | 11,285 <sup>+18</sup>           | 10,884 <sup>+27</sup>           | 26                         | 375 <sup>-9</sup>           | 2-Aug-21           |
| 15           | Paschim Medinipur | 50,788 <sup>+37</sup>           | 49,636 <sup>+47</sup>           | 488                        | 664 <sup>-10</sup>          | 2-Aug-21           |
| 16           | Purba Medinipur   | 60,549 <sup>+38</sup>           | 59,354 <sup>+59</sup>           | 372                        | 823 <sup>-21</sup>          | 2-Aug-21           |
| 17           | Purba Bardhaman   | 40,076 <sup>+29</sup>           | 39,499 <sup>+28</sup>           | 183 <sup>+1</sup>          | 394                         | 2-Aug-21           |
| 18           | Paschim Bardhaman | 56,299 <sup>+7</sup>            | 55,724 <sup>+17</sup>           | 346                        | 229 <sup>-10</sup>          | 2-Aug-21           |
| 19           | Howrah            | 94,573 <sup>+24</sup>           | 92,566 <sup>+38</sup>           | 1,484 <sup>+2</sup>        | 523 <sup>-16</sup>          | 2-Aug-21           |
| 20           | Hooghly           | 81,833 <sup>+35</sup>           | 80,295 <sup>+44</sup>           | 918 <sup>+1</sup>          | 620 <sup>-10</sup>          | 2-Aug-21           |
| 21           | North 24 Parganas | 3,19,441 <sup>+86</sup>         | 3,13,594 <sup>+90</sup>         | 4,569                      | 1,278 <sup>-4</sup>         | 2-Aug-21           |
| 22           | South 24 Parganas | 96,194 <sup>+45</sup>           | 94,279 <sup>+45</sup>           | 1,274                      | 641                         | 2-Aug-21           |
| 23           | Kolkata           | 3,10,639 <sup>+59</sup>         | 3,04,896 <sup>+46</sup>         | 4,975                      | 768 <sup>+13</sup>          | 2-Aug-21           |
| 24           | Other State       | 66                              | 63                              | 3                          | 0                           | 6-Jun-20           |
| <b>TOTAL</b> |                   | <b>15,30,024<sup>+729</sup></b> | <b>15,01,087<sup>+756</sup></b> | <b>18,170<sup>+9</sup></b> | <b>10,767<sup>-36</sup></b> |                    |

#District Wise data is subject to verification and may change

#Daily increase/decrease with respect to previous day is in superscript as +/- (Eg: <sup>+4</sup>)

### VII

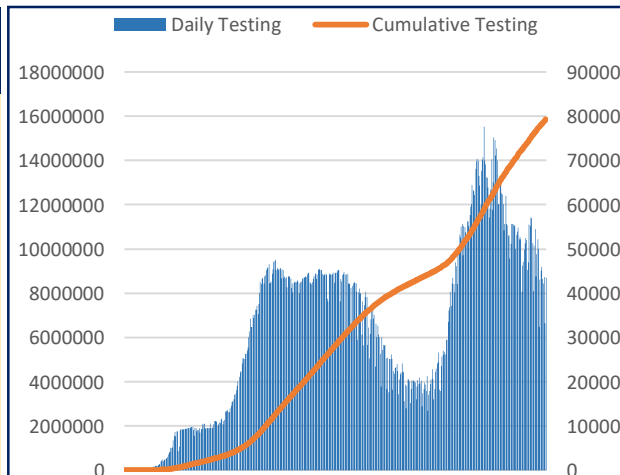
#### DAILY CUMULATIVE ACTIVE COVID-19 CASES



17<sup>th</sup> March 2020 to 3<sup>rd</sup> Aug 2021

### VIII

#### SAMPLES TESTED (Daily and Cumulative)



17<sup>th</sup> March 2020 to 3<sup>rd</sup> Aug 2021



# Department of Health & Family Welfare Govt. of West Bengal

## WEST BENGAL COVID-19 HEALTH BULLETIN – 3<sup>rd</sup> AUG 2021

IX

DETAILS OF TESTING LABS

| S. No. | Name of Testing Lab                              | District          | Authority    | Samples Tested | Testing Method | Functional WEF  |
|--------|--|-------------------|--------------|----------------|----------------|-----------------|
| 1      | NICED  | Kolkata           | Central Govt | 3,05,905       | RT-PCR         | Since Beginning |
| 2      | SSKM   | Kolkata           | State Govt   | 4,28,113       | RT-PCR         | 17-Mar-20       |
| 3      | Medinipur MCH                                    | Paschim Midnapore | State Govt   | 2,28,852       | RT-PCR         | 24-Mar-20       |
| 4      | North Bengal MCH                                 | Darjeeling        | State Govt   | 5,21,403       | RT-PCR         | 29-Mar-20       |
| 5      | School of Tropical Medicine                      | Kolkata           | State Govt   | 3,07,816       | RT-PCR         | 01-Apr-20       |
| 6      | Apollo Hospital                                  | North 24 Pargana  | PVT          | 83,796         | RT-PCR         | 06-Apr-20       |
| 7      | Tata Medical Centre                              | North 24 Pargana  | PVT          | 28,719         | RT-PCR         | 06-Apr-20       |
| 8      | Malda MCH  | Malda             | State Govt   | 3,72,928       | RT-PCR         | 08-Apr-20       |
| 9      | Dr. Lal Pathlab                                  | North 24 Pargana  | PVT          | 4,62,934       | RT-PCR         | 17-Apr-20       |
| 10     | Command Hospital                                 | Kolkata           | Central Govt | 49,113         | RT-PCR         | 17-Apr-20       |
| 11     | CNCI   | Kolkata           | Central Govt | 36,590         | RT-PCR         | 22-Apr-20       |
| 12     | RG Kar MCH                                       | Kolkata           | State Govt   | 3,50,112       | RT-PCR         | 24-Apr-20       |
| 13     | SURAKSHA   | North 24 Pargana  | PVT          | 2,67,559       | RT-PCR         | 24-Apr-20       |
| 14     | Murshidabad MCH                                  | Murshidabad       | State Govt   | 2,94,171       | RT-PCR         | 26-Apr-20       |
| 15     | Peerless   | Kolkata           | PVT          | 96,596         | RT-PCR         | 30-Apr-20       |
| 16     | Burdwan MCH                                      | Burdwan           | State Govt   | 2,84,549       | RT-PCR         | 06-May-20       |
| 17     | MCH Kolkata                                      | Kolkata           | State Govt   | 1,49,002       | RT-PCR         | 08-May-20       |
| 18     | NRS MCH  | Kolkata           | State Govt   | 1,87,731       | RT-PCR         | 12-May-20       |
| 19     | Sanaka Hospitals                                 | Paschim Burdwan   | PVT          | 1,41,852       | RT-PCR         | 12-May-20       |
| 20     | Medica Hospital                                  | Kolkata           | PVT          | 1,67,834       | RT-PCR         | 15-May-20       |
| 21     | Bankura MCH                                      | Bankura           | State Govt   | 2,71,681       | RT-PCR         | 22-May-20       |
| 22     | Suri DH  | Birbhum           | State Govt   | 1,84,680       | RT-PCR         | 22-May-20       |
| 23     | Coochbehar GMCH                                  | Cooch Bihar       | State Govt   | 2,71,160       | RT-PCR         | 06-Jun-20       |
| 24     | COMJNM Kalyani                                   | Nadia             | State Govt   | 2,46,787       | RT-PCR         | 10-Jun-20       |
| 25     | Desun Hospital                                   | Kolkata           | PVT          | 11,705         | RT-PCR         | 17-Jun-20       |
| 26     | RN Tagore Hospital                               | Kolkata           | PVT          | 63,910         | RT-PCR         | 24-Jun-20       |
| 27     | Raigunj MCH                                      | Uttar Dinajpur    | State Govt   | 1,29,563       | RT-PCR         | 26-Jun-20       |
| 28     | Jagannath Gupta Institute of Medical Sciences    | South 24 Pargana  | PVT          | 9,084          | RT-PCR         | 06-Jul-20       |
| 29     | ESI-PGIMSIR                                      | Kolkata           | PVT          | 20,203         | RT-PCR         | 16-Jul-20       |
| 30     | Remedy Lifecare, Kolkata                         | Kolkata           | PVT          | 20,307         | RT-PCR         | 21-Jul-20       |
| 31     | AMRI Dhakuria                                    | Kolkata           | PVT          | 76,270         | RT-PCR         | 19-May-20       |
| 32     | Rampurhat MCH                                    | Birbhum           | State Govt   | 1,52,238       | RT-PCR         | 19-May-20       |
| 33     | CNMCH  | Kolkata           | State Govt   | 1,17,264       | RT-PCR         | 20-May-20       |
| 34     | DH GMCH  | South 24 Pargana  | State Govt   | 2,51,979       | RT-PCR         | 20-May-20       |
| 35     | COMSDH   | North 24 Pargana  | State Govt   | 93,577         | RT-PCR         | 27-May-20       |
| 36     | Purulia Govt. MCH                                | Purulia           | State Govt   | 1,60,643       | RT-PCR         | 03-Jun-20       |
| 37     | SRL Lab  | Kolkata           | PVT          | 3,07,576       | RT-PCR         | 18-Jun-20       |
| 38     | Probe diagnostics                                | Kolkata           | PVT          | 73,477         | RT-PCR         | 14-Aug-20       |
| 39     | Pulse Diagnostics                                | Kolkata           | PVT          | 1,12,173       | RT-PCR         | 12-Sep-20       |
| 40     | RB Diagnostic Kolkata                            | Kolkata           | PVT          | 1,38,219       | RT-PCR         | 20-Sep-20       |
| 41     | Purba Medinipur DH                               | Purba Midnapur    | State Govt   | 86,999         | RT-PCR         | 24-Sep-20       |
| 42     | B.P. Poddar Hospital & Medical Research Ltd      | Kolkata           | PVT          | 4,446          | RT-PCR         | 27-Oct-20       |
| 43     | Swastik Clinic & Seva Sadan Pvt. Ltd., Birbhum   | Birbhum           | PVT          | 1,380          | RT-PCR         | 27-Oct-20       |
| 44     | Repromed Diagnostic Ltd                          | Kolkata           | PVT          | 35,490         | RT-PCR         | 24-Sep-20       |
| 45     | Gouri Devi Institute of Medical Sciences         | Purba Burdwan     | PVT          | 6,825          | RT-PCR         | 07-Nov-20       |
| 46     | IQ City Medical College Durgapur                 | Paschim Burdwan   | PVT          | 18,819         | RT-PCR         | 04-Dec-20       |
| 47     | Imambara DH, Hooghly                             | Hooghly           | State Govt   | 78,648         | RT-PCR         | 15-Dec-20       |
| 48     | Saroj Gupta Cancer Center & Research Institute   | Kolkata           | PVT          | 6,610          | RT-PCR         | 23-Dec-20       |
| 49     | Lasco Medicare Pvt. Ltd. Howrah                  | Howrah            | PVT          | 16,874         | RT-PCR         | 05-Jan-21       |
| 50     | Icare Institute of Medical Sciences and Research | Purba Midnapur    | PVT          | 7,827          | RT-PCR         | 25-Jan-21       |
| 51     | Sanjiban Hospital, Howrah                        | Howrah            | PVT          | 9,438          | RT-PCR         | 23-Feb-21       |
| 52     | GCC DNA Diagnostic Lab                           | South 24 Pargana  | PVT          | 3,712          | RT-PCR         | 22-Apr-21       |
| 53     | Quadra Medical Services                          | Kolkata           | PVT          | 1,649          | RT-PCR         | 01-May-21       |
| 54     | Hindlabs, Kolkata                                | North 24 Pargana  | PVT          | 15,855         | RT-PCR         | 15-May-21       |
| 55     | Pathkind Lab, Kolkata                            | Kolkata           | PVT          | 11,334         | RT-PCR         | 25-May-21       |
| 56     | KPC Medical College                              | Kolkata           | PVT          | 941            | RT-PCR         | 1-Jun-21        |
| 57     | Krishna Medica Lab, Kolkata                      | Kolkata           | PVT          | 9,961          | RT-PCR         | 2-Jun-21        |
| 58     | Institute of Neurosciences, Kolkata              | Kolkata           | PVT          | 876            | RT-PCR         | 4-Jun-21        |
| 59     | Life Cell International, Kolkata                 | North 24 Pargana  | PVT          | 7,510          | RT-PCR         | 4-Jun-21        |
| 60     | The Apollo Clinic - Pvt.Ltd.                     | Kolkata           | PVT          | 2,541          | RT-PCR         | 8-Jun-21        |
| 61     | Genu Path Labs                                   | North 24 Pargana  | PVT          | 850            | RT-PCR         | 27-Jun-21       |
| 62     | Dr. ABG's Pathoscan Center                       | Purba Burdwan     | PVT          | 881            | RT-PCR         | 30-Jun-21       |
| 63     | Aloka Medicare Pvt Ltd                           | Kolkata           | PVT          | 604            | RT-PCR         | 8-July-21       |
| 64     | Burnpur Hospital (SAIL-IISCO)                    | Paschim Burdwan   | PVT          | 844            | RT-PCR         | 8-July-21       |
| 65     | Nirnayan Healthcare Pvt Ltd                      | North 24 Pargana  | PVT          | 1,342          | RT-PCR         | 18-July-21      |
| 66     | Welkin Medicare Pvt Ltd                          | Kolkata           | PVT          | 87             | RT-PCR         | 30-July-21      |
| 67     | Organ Diagnostic Centre                          | Kolkata           | PVT          | 24             | RT-PCR         | 31-July-21      |

Note: Average tests per CBNAAT and TRUENAT machines are 32 per day and 16 per day respectively



# Department of Health & Family Welfare Govt. of West Bengal

## WEST BENGAL COVID-19 HEALTH BULLETIN – 3<sup>rd</sup> AUG 2021

IX

DETAILS OF TESTING LABS

| S. No.       | Name of Testing Lab                                  | District          | Authority    | Samples Tested     | Testing Method | Functional WEF |
|--------------|--|-------------------|--------------|--------------------|----------------|----------------|
| 68           | B M Birla Hospital                                   | Kolkata           | PVT          | 773                | RT-LAMP        | 7-Jun-21       |
| 69           | Agrasen Healthcare Centre                            | Jalpaiguri        | PVT          | 61                 | RT-LAMP        | 22-July-21     |
| 70           | AMRI Salt Lake                                       | North 24 Pargana  | PVT          | 24,319             | CBNAAT         | 01-May-20      |
| 71           | CMRI   | Kolkata           | PVT          | 23,737             | CBNAAT         | 13-May-20      |
| 72           | Asansol DH   | Paschim Burdwan   | State Govt   | 34,050             | TRUENAT        | 19-May-20      |
| 73           | Jhargram DH  | Jhargram          | State Govt   | 2,754              | TRUENAT        | 19-May-20      |
| 74           | Falakata SSH   | Alipurduar        | State Govt   | 3,872              | TRUENAT        | 20-May-20      |
| 75           | Balurghat DH   | Dakshin Dinajpur  | State Govt   | 3,627              | TRUENAT        | 22-May-20      |
| 76           | Serampore DH   | Hooghly           | State Govt   | 1,214              | TRUENAT        | 25-May-20      |
| 77           | Uluberia SSH   | Howrah            | State Govt   | 1,982              | TRUENAT        | 27-May-20      |
| 78           | Jangipur SDH   | Murshidabad       | State Govt   | 1,685              | TRUENAT        | 27-May-20      |
| 79           | Egra SDH   | Purba Midnapur    | State Govt   | 823                | TRUENAT        | 27-May-20      |
| 80           | MR Bangur Hospital                                   | South 24 Pargana  | State Govt   | 417                | TRUENAT        | 28-May-20      |
| 81           | Chanchal SDH   | Malda             | State Govt   | 559                | TRUENAT        | 28-May-20      |
| 82           | Biswa Bangla Krirangan COVID Hospital                | Jalpaiguri        | State Govt   | 1,60,490           | TRUENAT        | 31-May-20      |
| 83           | Woodlands  | Kolkata           | PVT          | 14,451             | CBNAAT         | 11-Jun-20      |
| 84           | Alipurduar DH  | Alipurduar        | State Govt   | 1,585              | TRUENAT        | 16-Jun-20      |
| 85           | Basirhat DH  | North 24 Pargana  | State Govt   | 511                | TRUENAT        | 19-Jun-20      |
| 86           | Anandaloke Sonoscan, Siliguri                        | Darjeeling        | PVT          | 18,768             | TRUENAT        | 27-Jun-20      |
| 87           | Gangarampur SDH                                      | Dakshin Dinajpur  | State Govt   | 1,313              | CBNAAT         | 16-Jul-20      |
| 88           | Contai SDH   | Purba Midnapur    | State Govt   | 1,902              | TRUENAT        | 20-Jul-20      |
| 89           | ILS hospital   | Kolkata           | PVT          | 3,992              | TRUENAT        | 25-Jul-20      |
| 90           | Uttar Latabari DH                                    | Alipurduar        | State Govt   | 256                | TRUENAT        | 04-Aug-20      |
| 91           | Nandigram SSH/DH                                     | Purba Midnapur    | State Govt   | 826                | TRUENAT        | 04-Aug-20      |
| 92           | Panskura Hospital                                    | Purba Midnapur    | State Govt   | 436                | TRUENAT        | 06-Aug-20      |
| 93           | Chittaranjan Seva Sadan Hospital                     | Kolkata           | State Govt   | 1,745              | TRUENAT        | 10-Aug-20      |
| 94           | Dr. PK Saha Hospital, Coochbihar                     | Cooch Bihar       | PVT          | 7,267              | TRUENAT        | 11-Aug-20      |
| 95           | Salt Lake SDH  | North 24 Pargana  | State Govt   | 848                | TRUENAT        | 13-Aug-20      |
| 96           | Charnock Hospital                                    | Kolkata           | PVT          | 9,459              | TRUENAT        | 14-Aug-20      |
| 97           | Gabberia SGH   | Howrah            | State Govt   | 636                | TRUENAT        | 15-Aug-20      |
| 98           | Spandan Disgnostic Center                            | Paschim Midnapore | PVT          | 11,031             | TRUENAT        | 16-Aug-20      |
| 99           | Kakdwip SSH  | South 24 Pargana  | State Govt   | 277                | TRUENAT        | 17-Aug-20      |
| 100          | Mal SSH  | Jalpaiguri        | State Govt   | 198                | TRUENAT        | 18-Aug-20      |
| 101          | Howrah DH  | Howrah            | State Govt   | 185                | TRUENAT        | 21-Aug-20      |
| 102          | Spandan Hospital, Kolkata                            | North 24 Pargana  | PVT          | 4,545              | TRUENAT        | 01-Sep-20      |
| 103          | Sagarighi SSH  | Murshidabad       | State Govt   | 608                | TRUENAT        | 02-Sep-20      |
| 104          | Domkal SSH   | Murshidabad       | State Govt   | 164                | TRUENAT        | 06-Sep-20      |
| 105          | Udaynarayanpur SGH Howrah                            | Howrah            | State Govt   | 53                 | TRUENAT        | 07-Sep-20      |
| 106          | GD Hospital & Diabetes Institute, Howrah             | Kolkata           | PVT          | 2,754              | CBNAAT         | 08-Sep-20      |
| 107          | Nightingale Diagnostic & Medicare Centre             | Kolkata           | PVT          | 12,540             | TRUENAT        | 12-Sep-20      |
| 108          | Bhagirathi Neotia Woman * Child Care Centre          | North 24 Pargana  | PVT          | 1,166              | CBNAAT         | 16-Sep-20      |
| 109          | Krishnanagar DTC                                     | Nadia             | State Govt   | 172                | TRUENAT        | 29-Sep-20      |
| 110          | Mission Hospital, Durgapur                           | Paschim Burdwan   | PVT          | 21,145             | TRUENAT        | 29-Sep-20      |
| 111          | Medinova, Kolkata                                    | Kolkata           | PVT          | 5,658              | TRUENAT        | 01-Oct-20      |
| 112          | MSS Bansal Medical, Kolkata                          | Kolkata           | PVT          | 15,441             | TRUENAT        | 02-Oct-20      |
| 113          | TLJ, SGH, Howrah                                     | Howrah            | PVT          | 341                | TRUENAT        | 02-Oct-20      |
| 114          | Narayan Memorial Hospital, Kolkata                   | Kolkata           | PVT          | 1,142              | TRUENAT        | 02-Oct-20      |
| 115          | Kalimpong DH   | Kalimpong         | State Govt   | 462                | TRUENAT        | 06-Oct-20      |
| 116          | Mirik BPHC, Darjeeling                               | Darjeeling        | State Govt   | 136                | TRUENAT        | 09-Oct-20      |
| 117          | Barjore SSH, Bankura                                 | Bankura           | State Govt   | 400                | TRUENAT        | 11-Oct-20      |
| 118          | Darjeeling DH  | Darjeeling        | State Govt   | 452                | TRUENAT        | 11-Oct-20      |
| 119          | Metropolis Kolkata                                   | Kolkata           | PVT          | 90,020             | TRUENAT        | 14-Oct-20      |
| 120          | Laboratory Services, Healthworld Hospitals, Durgapur | Paschim Burdwan   | PVT          | 7,709              | TRUENAT        | 04-Dec-20      |
| 121          | Neotia Getwel Healthcare Centre, Siliguri            | Darjeeling        | PVT          | 2,697              | CBNAAT         | 09-Jan-21      |
| 122          | Arogya Niketan Nursing Home                          | Darjeeling        | PVT          | 3,992              | TRUENAT        | 16-Jan-21      |
| 123          | Ruby General Hospital                                | Kolkata           | PVT          | 3,046              | CBNAAT         | 20-Jan-21      |
| 124          | Cliniprfect Polyclinic and Diagnostics               | North 24 Pargana  | PVT          | 1,527              | TRUENAT        | 23-Feb-21      |
| 125          | 10 Air Force Hospital, Hasimara                      | Alipurduar        | Central Govt | 1,025              | TRUENAT        | 23-Apr-21      |
| 126          | 4 Air Force Hospital, Midnapore                      | Paschim Midnapore | Central Govt | 1,488              | TRUENAT        | 23-Apr-21      |
| 127          | 164 Military Hospital, Binnaguri                     | Jalpaiguri        | Central Govt | 1,774              | TRUENAT        | 23-Apr-21      |
| 128          | Central Hospital, SE Railway, Kolkata                | Kolkata           | Central Govt | 1,155              | CBNAAT         | 23-Apr-21      |
| 129          | Zenith super speciality hospital                     | Kolkata           | PVT          | 3,129              | TRUENAT        | 23-Apr-21      |
| 130          | Alipurduar Railway Hospital                          | Alipurduar        | Central Govt | 2,383              | TRUENAT        | 23-Apr-21      |
| 131          | Sonoscan Healthcare Pvt Ltd                          | Malda             | PVT          | 66                 | TRUENAT        | 27-July-21     |
| 132          | Antigen Test done within the State                   |                   | State Govt   | 69,80,216          | -              | -              |
| 133          | Samples Tested in Labs Outside the State             |                   | PVT          | 5,36,945           | RT-PCR         | -              |
| <b>TOTAL</b> |  |                   |              | <b>1,58,50,838</b> | -              | -              |

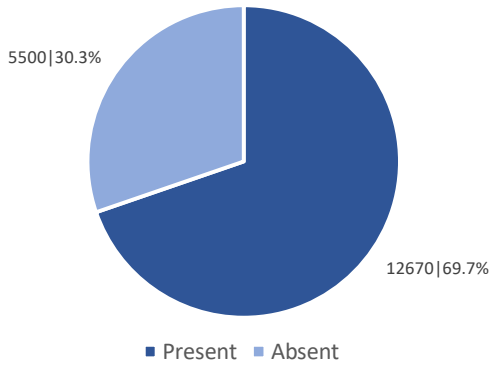
Note: Average tests per CBNAAT and TRUENAT machines are 32 per day and 16 per day respectively



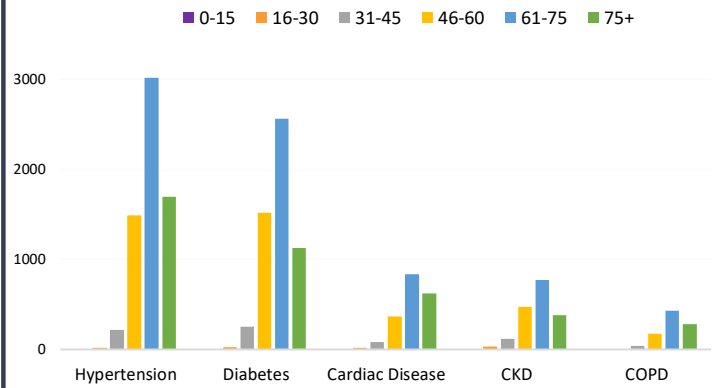
WEST BENGAL COVID-19 HEALTH BULLETIN – 3<sup>rd</sup> AUG 2021

X

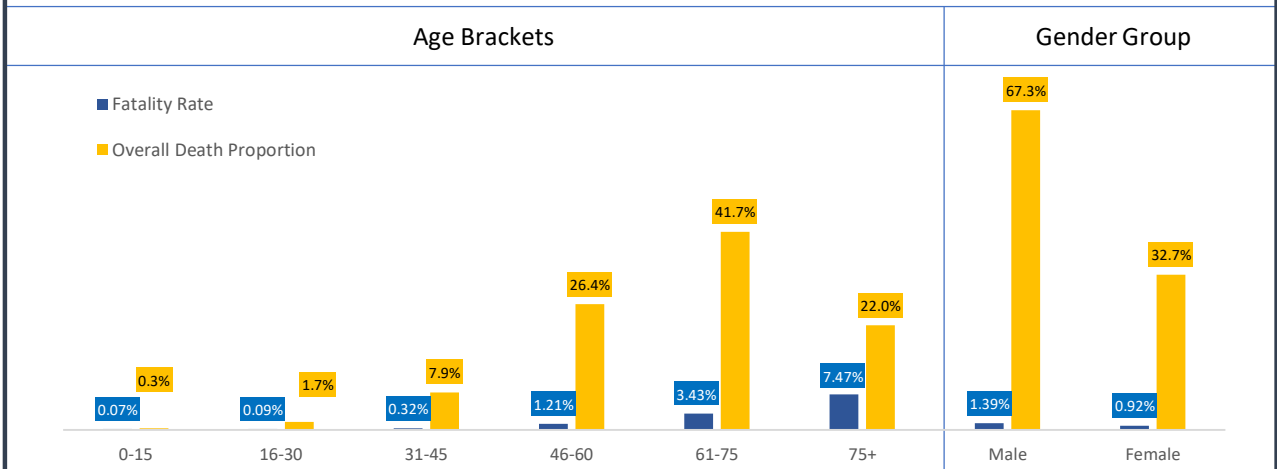
Comorbidity Status in Deceased Cases (n=18,170)



Age Group Wise Comorbidities Among Deceased

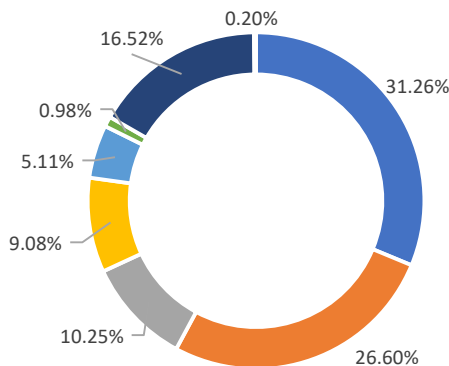


Fatality Rate & Death Proportion in Respective Age Brackets & Gender Groups

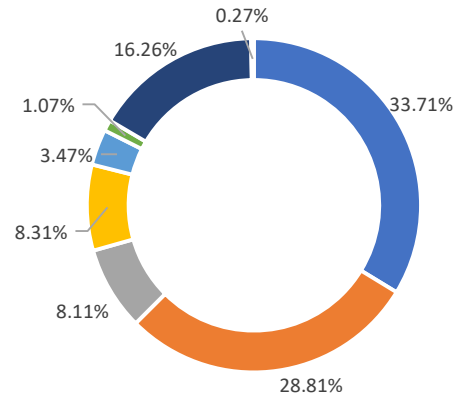


\*The blue data label shows the fatality rate in respective age/gender group i.e. no. of deaths as a proportion of total infections in respective age/gender group  
\*\*The orange data label shows the proportion of total deaths in respective age/gender group

Share of Comorbidities in Male



Share of Comorbidities in Female



■ Hypertension ■ Diabetes ■ Cardiac Disease ■ CKD ■ COPD ■ Malignancy ■ Other ■ on Dialysis

FATALITY ANALYSIS



# Department of Health & Family Welfare Govt. of West Bengal

## WEST BENGAL COVID-19 HEALTH BULLETIN – 3<sup>rd</sup> AUG 2021

**XI**

**EQUIPMENT AND CONSUMABLE SUPPLY**

| S. No | Consumable                | Ordered by State Govt. | Received Yesterday | Total Received by State Govt. | Order Pending |
|-------|---------------------------|------------------------|--------------------|-------------------------------|---------------|
| 1     | PPEs                      | 42.10 L                | 2,000              | 31.29 L                       | 10.81 L       |
| 2     | N95/FFP2 Masks            | 63.20 L                | 10,000             | 61.19 L                       | 2.01 L        |
| 3     | Regular Masks             | 128.84 L               | 20,000             | 128.70 L                      | 0.14 L        |
| 4     | Hand Sanitizers (In Ltrs) | 6.21 L                 | 1,000              | 5.83 L                        | 0.38 L        |
| 5     | Gloves                    | 125.00 L               | 20,000             | 119.40 L                      | 5.60 L        |
| 6     | Thermal Guns              | 20,000                 | NIL                | 20,000                        | NIL           |

| S. No | Equipment                                      | Number |
|-------|--|--------|
| 1     | Total Number of HFNO                           | 470    |
| 2     | Total Number of Oxygen Concentrators           | 5,644  |
| 3     | Total Number of functional MGPS                | 112    |
| 4     | Total Number of functional LMO Tanks           | 9      |
| 5     | Total Number of functional PSA plants          | 8      |
| 6     | Total Number of Ventilators in COVID Hospitals | 1,298  |

**XII**

**DEDICATED COVID-19 HELPLINE (24 X 7)**

1. Dedicated COVID-19 Helpline : **1800 313 444 222**
2. Direct Telemedicine Line : **033 23576001**
3. Ambulance Service : **033 40902929**
4. COVID Telemedicine App "[Covid Telemedicine WB](#)" on Google Play Store
  - These services include allocation of beds in Govt. hospitals and Safe Homes
  - Telemedicine for citizens at large and those in home isolation
  - Ambulance service includes guidance and provision of Govt. ambulance
5. Tele-Psychological counselling services have started since August 1<sup>st</sup>, 2020.

| General Queries                |   |  |           |
|--------------------------------|---|--|-----------|
| 1                              | A | Total Queries addressed in last 24 hours           | 2687      |
|                                | B | Total Queries addressed till 2 <sup>nd</sup> Aug   | 20,68,508 |
| Telemedicine                   |   |  |           |
| 2                              | A | Total consultations given in last 24 hours         | 1,501     |
|                                | B | Total consultations given till 2 <sup>nd</sup> Aug | 8,28,419  |
| Ambulance Services             |   |  |           |
| 3                              | A | Ambulances assigned in last 24 hours               | 299       |
|                                | B | Total calls received in last 24 hours              | 299       |
| Tele-Psychological Counselling |   |  |           |
| 4                              | A | Counselling given in last 24 hours                 | 600       |
|                                | B | Counselling given till 2 <sup>nd</sup> Aug         | 4,07,129  |

### State Government Interventions :

- Status of availability of beds for Covid positive patients in government and private hospitals along with information on other related services are available at <https://icms.wb.gov.in>
- Safe Homes : An initiative by the Government of West Bengal for care and treatment of asymptomatic/mild symptomatic COVID patients for whom home isolation is not possible /advisable
- As per State Government advisory Satellite Health Facilities are being developed by private hospitals in close vicinity of their hospitals as separate health facility for treatment of asymptomatic/mild symptomatic COVID patients. This intervention is expected to free beds in the hospitals for serious patients.

All the guidelines and orders relating to Covid-19 are posted on [www.wbhealth.gov.in](http://www.wbhealth.gov.in)

You can follow us on :

Facebook at: <https://www.facebook.com/wbdhfw/>

Twitter at: <https://twitter.com/wbdhfw>