



# Department of Health & Family Welfare Govt. of West Bengal

## WEST BENGAL COVID-19 HEALTH BULLETIN – 30<sup>th</sup> SEPTEMBER 2020

### Active COVID-19 Cases as on 30<sup>th</sup> September: 26,332

#### COVID 19 STATUS

S. No	Subject	Number
1	Total COVID-19 Cases till 29 <sup>th</sup> September	2,53,768
2	New COVID-19 Cases on 30 <sup>th</sup> September	3,281
<b>3</b>	<b>Total COVID-19 Cases till 30<sup>th</sup> September (1+2)</b>	<b>2,57,049</b>
4	Total Discharged	2,25,759 (+2,954)
5	Total Deaths as on 30 <sup>th</sup> September*	4,958 (+59)
<b>6</b>	<b>Active COVID-19 Cases as on 30<sup>th</sup> September</b>	<b>26,332 (+268)</b>
7	Discharge Rate (4/3)	87.83%

**Note:** All figures updated till 9AM, 30<sup>th</sup> September

#Daily increase/decrease with respect to previous day is shown as (+/-)

\*Complete analysis can be referred from **Section X**, (Page no. 5)

#### TESTING SNAPSHOT

S. No	Subject	Number
1	Samples Tested till 29 <sup>th</sup> September	31,83,697
2	Samples Tested on 30 <sup>th</sup> September	43,765
<b>3</b>	<b>Total Number of Samples Tested till 30<sup>th</sup> September (1+2)</b>	<b>32,27,462</b>
4	Tests per Million population	35,861
5	% of Positive Cases out of Samples Tested	7.96%
6	Total Testing Laboratories*	82
7	Testing Laboratories added this week	4
8	Testing Laboratories pending approval	1

\*Detailed breakup of these laboratories is given on **Page 4**

#### INFRASTRUCTURE DETAILS

S. No	Subject	Number
1	Total Number of Hospitals dedicated for treating COVID-19	92
2	Total Number of Govt. Hospitals dedicated for treating COVID-19	37
3	Total Number of Pvt. Hospitals requisitioned for treating COVID-19	55
4	Total Number of earmarked COVID-19 Beds	12,715
5	% Occupancy in COVID Beds	35.34%
6	Total ICU Beds in the COVID Hospitals	1,243
7	Total Number of Ventilators in the COVID Hospitals	790

#### IV

#### QUARANTINE DETAILS

Institutional Quarantine		
1	Total Govt. Quarantine Centres	582
2	Total number of people in Govt. Quarantine Centres	2,442
3	Total number of people released from Govt. Quarantine Centres	1,07,721
Home Quarantine		
1	Total Home Quarantined People	7,01,353
2	Total number of people currently in Home Quarantine	78,417
3	Total number of people released from Home Quarantine	6,22,936
Safe Homes		
1	Total Number of Safe Homes	200
2	Total Number of Beds in Safe Homes	11,507
3	Total Number of Patients in Safe Homes currently	1,338



# Department of Health & Family Welfare Govt. of West Bengal

## WEST BENGAL COVID-19 HEALTH BULLETIN – 30<sup>th</sup> SEPTEMBER 2020

V

DISTRICT SNAPSHOT#

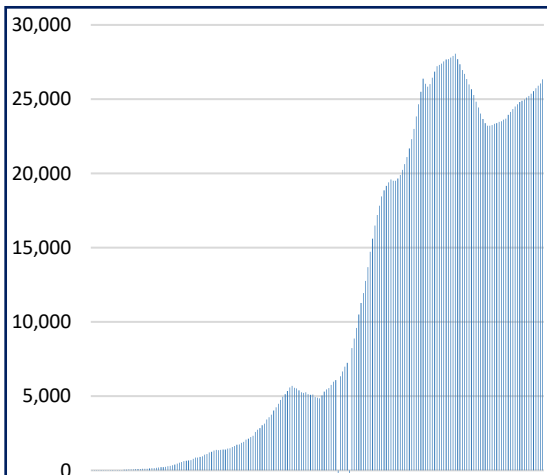
1	2	3	4	5	6 = 3-4-5	7
S. No	District	Total Cases	Total Discharged	Total Deaths	Total Active Cases	Last Reported Case
1	Alipurduar	4,629 <sup>+56</sup>	4,089 <sup>+66</sup>	51 <sup>+1</sup>	489 <sup>-11</sup>	29- Sept
2	Coochbehar	5,774 <sup>+87</sup>	5,039 <sup>+84</sup>	39 <sup>+1</sup>	696 <sup>+2</sup>	29- Sept
3	Darjeeling	7,884 <sup>+79</sup>	7,134 <sup>+109</sup>	110 <sup>+4</sup>	640 <sup>-34</sup>	29- Sept
4	Kalimpong	975 <sup>+21</sup>	815 <sup>+14</sup>	7	153 <sup>+7</sup>	29- Sept
5	Jalpaiguri	6,028 <sup>+87</sup>	5,461 <sup>+76</sup>	58 <sup>+1</sup>	509 <sup>+10</sup>	29- Sept
6	Uttar Dinajpur	3,618 <sup>+46</sup>	3,164 <sup>+55</sup>	36	418 <sup>-9</sup>	29- Sept
7	Dakshin Dinajpur	5,366 <sup>+24</sup>	4,935 <sup>+53</sup>	33	398 <sup>-29</sup>	29- Sept
8	Malda	6,761 <sup>+66</sup>	6,252 <sup>+4</sup>	56	453 <sup>+62</sup>	29- Sept
9	Murshidabad	5,881 <sup>+90</sup>	5,147 <sup>+66</sup>	63	671 <sup>+24</sup>	29- Sept
10	Nadia	7,326 <sup>+116</sup>	6,291 <sup>+106</sup>	92 <sup>+3</sup>	943 <sup>+7</sup>	29- Sept
11	Birbhum	3,870 <sup>+50</sup>	3,340 <sup>+67</sup>	31	499 <sup>-17</sup>	29- Sept
12	Purulia	3,503 <sup>+86</sup>	2,855 <sup>+70</sup>	18	630 <sup>+16</sup>	29- Sept
13	Bankura	5,533 <sup>+81</sup>	4,848 <sup>+87</sup>	57	628 <sup>-6</sup>	29- Sept
14	Jhargram	799 <sup>+27</sup>	603 <sup>+31</sup>	8 <sup>+1</sup>	188 <sup>-5</sup>	29- Sept
15	Paschim Medinipur	9,798 <sup>+120</sup>	8,539 <sup>+140</sup>	132 <sup>+1</sup>	1,127 <sup>-21</sup>	29- Sept
16	Purba Medinipur	10,748 <sup>+116</sup>	9,564 <sup>+131</sup>	129	1,055 <sup>-15</sup>	29- Sept
17	Purba Bardhaman	4,946 <sup>+81</sup>	4,308 <sup>+91</sup>	52	586 <sup>-10</sup>	29- Sept
18	Paschim Bardhaman	7,137 <sup>+85</sup>	6,255 <sup>+105</sup>	65 <sup>+4</sup>	817 <sup>-24</sup>	29- Sept
19	Howrah	18,297 <sup>+198</sup>	16,329 <sup>+151</sup>	563 <sup>+7</sup>	1,405 <sup>+40</sup>	29- Sept
20	Hooghly	12,802 <sup>+160</sup>	11,407 <sup>+195</sup>	221 <sup>+3</sup>	1,174 <sup>-38</sup>	29- Sept
21	North 24 Parganas	51,499 <sup>+661</sup>	44,704 <sup>+505</sup>	1,106 <sup>+18</sup>	5,689 <sup>+138</sup>	29- Sept
22	South 24 Parganas	17,397 <sup>+272</sup>	15,188 <sup>+217</sup>	318 <sup>+4</sup>	1,891 <sup>+51</sup>	29- Sept
23	Kolkata	56,412 <sup>+672</sup>	49,429 <sup>+531</sup>	1,710 <sup>+11</sup>	5,273 <sup>+130</sup>	29- Sept
24	Other State	66	63	3	0	6-June
<b>TOTAL</b>		<b>2,57,049<sup>+3,281</sup></b>	<b>2,25,759<sup>+2,954</sup></b>	<b>4,958<sup>+59</sup></b>	<b>26,332<sup>+268</sup></b>	

#District Wise data is subject to verification and may change

#Daily increase/decrease with respect to previous day is in superscript as +/- (Eg: +4)

VI

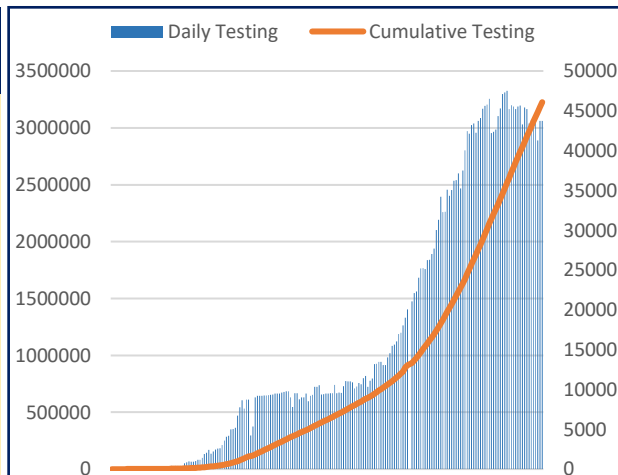
DAILY CUMULATIVE ACTIVE COVID-19 CASES



17<sup>th</sup> March to 30<sup>th</sup> Sep

VII

SAMPLES TESTED (Daily and Cumulative)



17<sup>th</sup> March to 30<sup>th</sup> Sep



## Department of Health & Family Welfare Govt. of West Bengal

### WEST BENGAL COVID-19 HEALTH BULLETIN – 30<sup>th</sup> SEPTEMBER 2020

**VIII**

**UNIT WISE EQUIPMENT SUPPLY (CUMULATIVE)**

S. No.	Unit Name	PPE	N95/FFP2	Regular Masks		Gloves	Sanitizer (In ltr.)
				Reusable Mask	Disposable Mask		
1	Alipurduar	15,800	21,250	13,400	89,400	60,700	4,142.0
2	Bankura	33,250	33,200	25,800	1,22,550	80,200	6,148.0
3	Birbhum	29,450	21,800	32,400	71,550	14,700	5,321.0
4	Bishnupur HD	10,850	23,900	52,100	99,250	87,700	5,211.0
5	Coochbehar	27,600	21,450	26,700	34,100	5,700	4,004.0
6	Dakshin Dinajpur	15,400	16,150	21,500	94,100	64,200	4,721.0
7	Darjeeling	33,750	33,650	22,900	27,200	8,700	4,198.0
8	Diamond Harbour HD	36,750	26,300	28,000	91,550	67,500	3,334.0
9	Hooghly	45,370	35,750	45,000	1,24,200	94,100	8,341.0
10	Howrah	87,450	53,500	61,280	1,49,550	1,75,200	5,931.0
11	Jalpaiguri	28,300	27,100	45,300	89,500	22,700	5,013.0
12	Jhargram	10,250	10,100	24,890	48,050	42,200	3,643.0
13	Kalimpong	15,150	17,400	19,000	57,050	11,200	3,520.5
14	Malda	22,100	19,700	26,000	69,100	78,700	6,551.0
15	Murshidabad	25,333	38,880	47,200	1,13,100	84,200	10,080.0
16	Nadia	49,070	26,240	36,800	1,08,550	1,05,700	4,731.0
17	North 24 Parganas	63,800	45,240	31,440	1,25,000	57,700	6,433.5
18	Basirhat HD	37,820	34,230	32,280	1,19,550	1,36,500	4,297.0
19	Paschim Bardhaman	30,650	27,600	17,580	72,000	89,900	1,707.0
20	Paschim Medinipur	29,950	34,800	40,090	1,19,050	1,16,700	6,735.0
21	Purba Bardhaman	44,650	38,200	26,800	1,00,550	1,05,200	7,843.0
22	Purba Medinipur	40,050	26,200	32,220	26,550	49,600	1,731.0
23	Nandigram HD	12,750	23,900	30,140	95,550	64,700	6,329.0
24	Purulia	38,950	24,600	52,200	1,11,550	95,700	6,521.0
25	Rampurhat HD	19,650	21,800	29,300	44,550	54,500	4,337.0
26	South 24 Parganas	38,950	26,100	32,900	70,750	59,900	2,141.0
27	Uttar Dinajpur	33,750	34,050	42,600	83,050	85,700	5,003.0
28	Bankura S MC&H	13,500	33,650	10,200	1,35,500	1,43,400	2,560.0
29	Coochbehar MC&H	12,300	11,400	14,600	45,000	57,000	2,592.0
30	NB MC&H	32,350	69,000	20,000	1,66,700	1,68,000	6,090.0
31	Diamond Harbour MC&H	12,300	15,200	10,100	1,12,500	1,16,500	2,798.0
32	Malda MC&H	15,300	49,100	13,100	1,50,500	1,62,500	4,418.0
33	Murshidabad MC&H	26,130	48,950	14,600	90,500	1,34,000	1,940.0
34	Bardhaman MC&H	20,400	28,600	17,500	1,29,000	1,49,500	2,798.0
35	Medinipur MC&H	36,800	49,200	29,600	1,87,500	1,33,000	8,198.0
36	Purulia MC&H	11,300	16,700	51,600	81,500	92,000	4,098.0
37	Rampurhat MC&H	17,400	17,400	17,600	29,000	47,500	8,048.0
38	Raiganj MC&H	12,600	11,400	13,100	38,500	54,000	1,790.0
39	JNM MC&H	17,400	20,000	24,000	45,000	38,000	2,172.0
40	Sagar Dutta MC&H	42,520	59,330	17,600	1,14,550	1,43,000	6,178.0
41	ID & BG Hospital	40,050	46,800	20,600	75,100	61,500	2,671.0
42	RG Kar MCH	35,850	54,000	15,800	2,24,550	2,44,700	5,707.0
43	NRS MCH	50,250	62,500	30,300	1,41,550	1,40,200	3,640.0
44	IPGMER & SSKMH	85,900	85,590	60,100	3,36,550	3,35,500	10,767.0
45	Medical College, Kolkata	1,11,450	1,05,000	20,800	2,18,050	2,97,500	6,612.0
46	CNMCH	46,350	45,800	23,150	1,27,500	69,000	3,472.0
47	Other Govt Dept/Institutions	3,45,626	3,05,815	1,94,588	8,08,026	7,61,952	43,438.3
48	Stock in hand-In Transit	5,24,643	4,36,515	8,27,601	1,182	4,958	30,835.9
<b>TOTAL</b>		<b>23,87,262</b>	<b>23,35,040</b>	<b>23,42,359</b>	<b>56,15,208</b>	<b>52,73,210</b>	<b>2,98,790.2</b>

*\*In addition to State supply, local procurement is also done.*



# Department of Health & Family Welfare Govt. of West Bengal

## WEST BENGAL COVID-19 HEALTH BULLETIN – 30<sup>th</sup> SEPTEMBER 2020

IX

DETAILS OF TESTING LABS

	Name of Testing Lab	Samples Tested	Method of Testing	Functional WEF
1	NICED	1,24,986	RT-PCR	Since Beginning
2	SSKM	1,43,457	RT-PCR	17-Mar
3	Medinipur MCH	1,13,996	RT-PCR	24-Mar
4	North Bengal MCH	1,58,471	RT-PCR	29-Mar
5	School of Tropical Medicine	1,00,526	RT-PCR	01-Apr
6	Apollo Hospital	18,644	RT-PCR	06-Apr
7	Tata Medical Centre	12,107	RT-PCR	06-Apr
8	Malda MCH	1,03,893	RT-PCR	08-Apr
9	Dr. Lal Pathlab	1,09,921	RT-PCR	17-Apr
10	Command Hospital	14,694	RT-PCR	17-Apr
11	CNCI	10,556	RT-PCR	22-Apr
12	RG Kar MCH	1,15,608	RT-PCR	24-Apr
13	SURAKSHA	68,849	RT-PCR	24-Apr
14	Murshidabad MCH	83,379	RT-PCR	26-Apr
15	Peerless	23,938	RT-PCR	30-Apr
16	Burdwan MCH	86,788	RT-PCR	06-May
17	MCH Kolkata	48,826	RT-PCR	08-May
18	NRS MCH	51,484	RT-PCR	12-May
19	Sanaka Hospitals	61,893	RT-PCR	12-May
20	Medica Hospital	59,347	RT-PCR	15-May
21	Bankura MCH	69,969	RT-PCR	22-May
22	Suri DH	51,542	RT-PCR	22-May
23	Coochbehar GMCH	41,046	RT-PCR	06-Jun
24	COMJNM Kalyani	62,198	RT-PCR	10-Jun
25	Desun Hospital	2,270	RT-PCR	17-Jun
26	RN Tagore Hospital	9,519	RT-PCR	24-Jun
27	Raigunj MCH	35,216	RT-PCR	26-Jun
28	Jagannath Gupta Institute of Medical Sciences	1,654	RT-PCR	06-Jul
29	ESI-Postgraduate Institute of Medical Science and Research	3,217	RT-PCR	16-Jul
30	Remedy Lifecare, Kolkata	3,151	RT-PCR	21-Jul
31	AMRI Dhakuria	15,893	RT-PCR	19-May
32	Rampurhat MCH	29,734	RT-PCR	19-May
33	CNMCH	21,833	RT-PCR	20-May
34	DH GMCH	31,712	RT-PCR	20-May
35	COMSDH	18,881	RT-PCR	27-May
36	Purulia Govt. MCH	31,828	RT-PCR	03-Jun
37	SRL Lab	14,908	RT-PCR	18-Jun
38	Probe diagnostics	1,752	RT-PCR	14-Aug
39	Pulse Diagnostics	1,810	RT-PCR	12-Sept
40	RB Diagnostic Kolkata	558	RT-PCR	20-Sept
41	Purba Medinipur DH	255	RT-PCR	24-Sept
42	Repromed Diagnostic Ltd	86	RT-PCR	24-Sept
43	AMRI Salt Lake	6,197	CBNAAT	01-May
44	CMRI	5,253	CBNAAT	13-May
45	Asansol DH	1,428	TRUENAT	19-May
46	Jhargram DH	1,594	TRUENAT	19-May
47	Falakata SSH	2,508	TRUENAT	20-May
48	Balurghat DH	1,787	TRUENAT	22-May
49	Serampore DH	1,068	TRUENAT	25-May
50	Uluberia SSH	1,254	TRUENAT	27-May
51	Jangipur SDH	1,019	TRUENAT	27-May
52	Egra SDH	331	TRUENAT	27-May
53	MR Bangur Hospital	370	TRUENAT	28-May
54	Chanchal SDH	365	TRUENAT	28-May
55	Biswa Bangla Krirangan COVID Hospital	41,515	TRUENAT	31-May
56	Woodlands	2,462	CBNAAT	11-Jun
57	Alipurduar DH	1,541	TRUENAT	16-Jun
58	Basirhat DH	254	TRUENAT	19-Jun
59	Anandalohe Sonoscan, Siliguri	1,174	TRUENAT	27-Jun
60	Gangarampur SDH	683	CBNAAT	16-Jul
61	Contal SDH	286	TRUENAT	20-Jul
62	ILS hospital	838	TRUENAT	25-Jul
63	Uttar Latabari DH	76	TRUENAT	04-Aug
64	Nandigram SSH/DH	372	TRUENAT	04-Aug
65	Panskura Hospital	147	TRUENAT	06-Aug
66	Chittaranjan Seva Sadan Hospital	246	TRUENAT	10-Aug
67	Dr. PK Saha Hospital, Coochbihar	983	TRUENAT	11-Aug
68	Salt Lake SDH	247	TRUENAT	13-Aug
69	Charnock Hospital	698	TRUENAT	14-Aug
70	Gabberia SGH	45	TRUENAT	15-Aug
71	Spandan Disgnostic Center	1,674	TRUENAT	16-Aug
72	Kakdwip SSH	65	TRUENAT	17-Aug
73	Mal SSH	46	TRUENAT	18-Aug
74	Howrah DH	75	TRUENAT	21-Aug
75	Sagardighi SSH	1	TRUENAT	2-Sept
76	Domkal SSH	46	TRUENAT	6-Sept
77	Udaynarayanpur SGH Howrah	13	TRUENAT	7- Sept
78	GD Hospital & Diabetes Institute, Howrah	169	CBNAAT	8-Sept
79	Nightingale Diagnostic & Medicare Centre	199	TRUENAT	12-Sept
80	Bhagirathi Neotia Woman * Child Care Centre	11	CBNAAT	16-Sept
81	Krishnanagar DTC	3	TRUENAT	29-Sept
82	Mission Hospital, Durgapur	16	TRUENAT	29-Sept
83	Antigen Test done within the State	11,31,535	-	-
84	Samples Tested in Labs Outside the State	58,473	RT-PCR	-
	<b>TOTAL</b>	<b>32,27,462</b>		

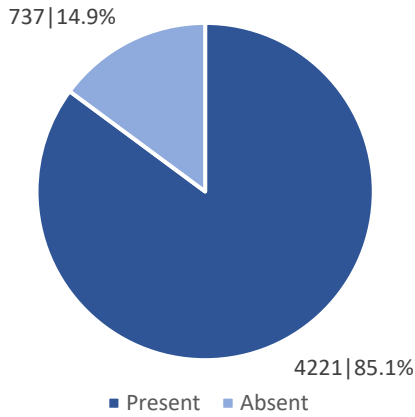
Note: Average tests per CBNAAT and TRUENAT machines are 32 per day and 16 per day respectively



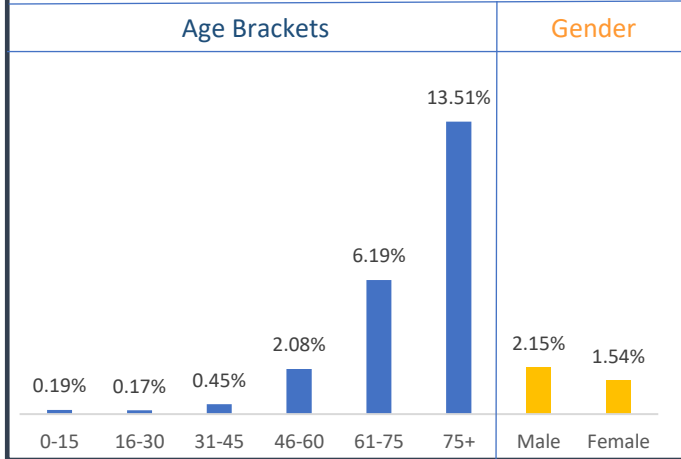
WEST BENGAL COVID-19 HEALTH BULLETIN – 30<sup>th</sup> SEPTEMBER 2020

X

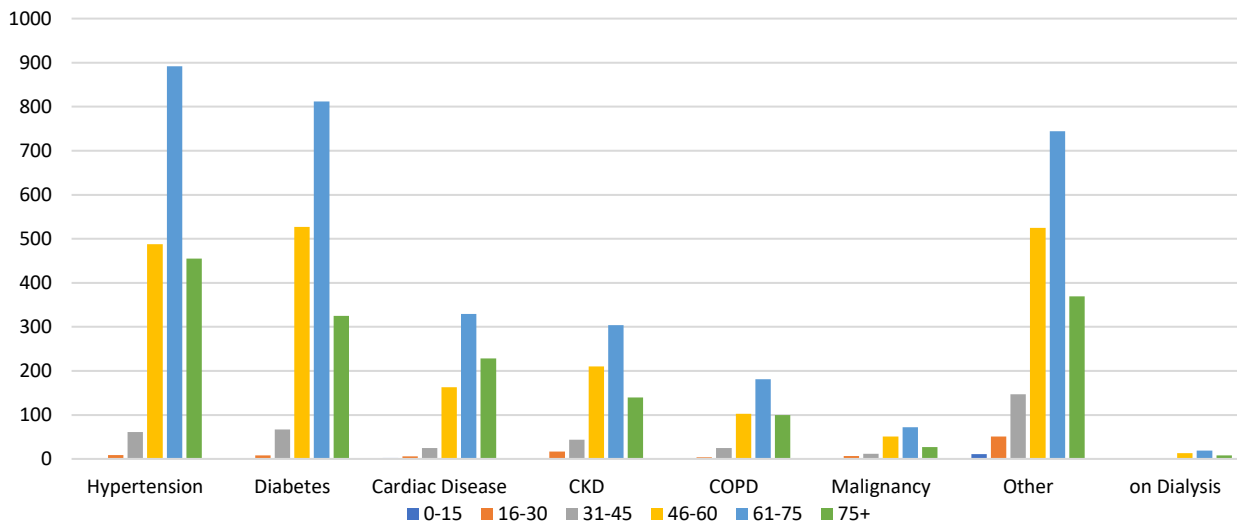
**Comorbidity Status in Deceased Cases (n=4,958)**



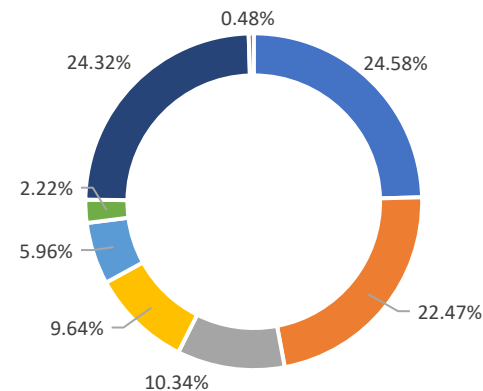
**Fatality Rate in Respective Age Brackets & Gender Group**



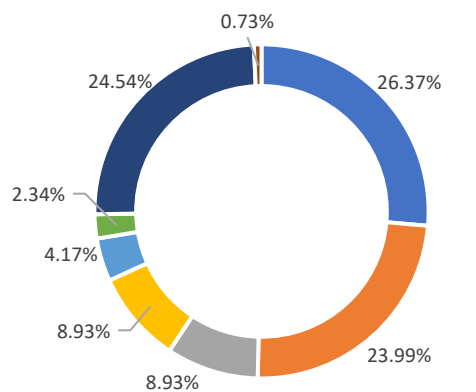
**Age Group Wise Comorbidities Among Deceased**



**Share of Comorbidities in Male**



**Share of Comorbidities in Female**



FATALITY ANALYSIS



# Department of Health & Family Welfare Govt. of West Bengal

## WEST BENGAL COVID-19 HEALTH BULLETIN – 30<sup>th</sup> SEPTEMBER 2020

### XI

#### EQUIPMENT SUPPLY

S. No	Equipment	Ordered by State Govt.	Received Yesterday	Total Received by State Govt.	Order Pending
1	PPEs	29.10 L	6,000	23.16 L	5.94 L
2	N95/FFP2 Masks	36.20 L	12,000	22.39 L	13.81 L
3	Regular Masks	69.50 L	50,000	59.30 L	10.20 L
4	Hand Sanitizers (In Ltrs.)	3.01 L	2,000	2,81,000	20,000
5	Gloves	64.50 L	60,000	49.60 L	14.90 L
6	Thermal Guns	20,000	NIL	20,000	NIL

### XII

#### DEDICATED COVID-19 HELPLINE (24 X 7)

1. Dedicated COVID-19 Helpline : **1800 313 444 222**
2. Direct Telemedicine Line : **033 23576001**
3. Ambulance Service : **033 40902929**
4. COVID Telemedicine App "[Covid Telemedicine WB](#)" on Google Play Store
  - These services include allocation of beds in Govt. hospitals and Safe Homes
  - Telemedicine for citizens at large and those in home isolation
  - Ambulance service includes guidance and provision of Govt. ambulance
5. Tele-Psychological counselling services have started since August 1<sup>st</sup>, 2020.

General Queries			
1	A	Total Queries addressed in last 24 hours	3,537
	B	Total Queries addressed till 29 <sup>th</sup> September	12,53,999
Telemedicine			
2	A	Total consultations given in last 24 hours	4,192
	B	Total consultations given till 29 <sup>th</sup> September	2,71,175
Ambulance Services			
3	A	Ambulances assigned in last 24 hours	501
	B	Total calls received in last 24 hours	516
Tele-Psychological Counselling			
4	A	Counselling given in last 24 hours	1,151
	B	Counselling given till 29 <sup>th</sup> September	80,257

#### State Government Interventions :

- Status of availability of beds for COVID positive patients in government and private hospitals is available at Health & FW Department's website: [www.wbhealth.gov.in](http://www.wbhealth.gov.in)
- Safe Homes : An initiative by the Government of West Bengal for care and treatment of asymptomatic/mild symptomatic COVID patients for whom home isolation is not possible /advisable
- As per State Government advisory Satellite Health Facilities are being developed by private hospitals in close vicinity of their hospitals as separate health facility for treatment of asymptomatic/mild symptomatic COVID patients. This intervention is expected to free beds in the hospitals for serious patients.

All the guidelines and orders relating to Covid-19 are posted on [www.wbhealth.gov.in](http://www.wbhealth.gov.in)

You can follow us on :

Facebook at: <https://www.facebook.com/wbdhfw/>

Twitter at: <https://twitter.com/wbdhfw>