



# Department of Health & Family Welfare Govt. of West Bengal

## WEST BENGAL COVID-19 HEALTH BULLETIN – 30<sup>th</sup> DECEMBER 2020

**Active COVID-19 Cases as on 30<sup>th</sup> December: 12,381**

I		S. No	Subject	Number
COVID 19 STATUS	1		Total COVID-19 Cases till 29 <sup>th</sup> December	5,49,715
	2		New COVID-19 Cases on 30 <sup>th</sup> December	1,178
	3		<b>Total COVID-19 Cases till 30<sup>th</sup> December (1+2)</b>	<b>5,50,893</b>
	4		Total Discharged	5,28,829 (+1,557)
	5		Total Deaths as on 30 <sup>th</sup> December*	9,683 (+28)
	6		<b>Active COVID-19 Cases as on 30<sup>th</sup> December</b>	<b>12,381 (-407)</b>
	7		Discharge Rate (4/3)	95.99%

*Note: All figures updated till 9AM, 30<sup>th</sup> December*

*#Daily increase/decrease with respect to previous day is shown as (+/-)*

*\*Complete analysis can be referred from Section X, (Page no. 5)*

II		S. No	Subject	Number
TESTING SNAPSHOT	1		Samples Tested till 29 <sup>th</sup> December	70,31,066
	2		Samples Tested on 30 <sup>th</sup> December	39,110
	3		<b>Total Number of Samples Tested till 30<sup>th</sup> December (1+2)</b>	<b>70,70,176</b>
	4		Tests per Million population	78,558
	5		% of Positive Cases out of Samples Tested	7.79%
	6		Total Testing Laboratories*	98
	7		Testing Laboratories added this week	1
	8		Testing Laboratories pending approval	1

*\*Detailed breakup of these laboratories is given on Page 4 and Page 5*

III		S. No	Subject	Number
INFRASTRUCTURE DETAILS	1		Total Number of Hospitals dedicated for treating COVID-19	102
	2		Total Number of Govt. Hospitals dedicated for treating COVID-19	45
	3		Total Number of Pvt. Hospitals requisitioned for treating COVID-19	57
	4		Total Number of earmarked COVID-19 Beds	13,588
	5		% Occupancy in COVID Beds	11.92%
	6		Total ICU/HDU Beds in the COVID Hospitals	2,523
	7		Total Number of Ventilators in the COVID Hospitals	1,279

IV		Home Quarantine		
QUARANTINE DETAILS	1		Total Home Quarantined People	12,06,283
	2		Total number of people currently in Home Quarantine	78,259
	3		Total number of people released from Home Quarantine	11,28,024
	1		Total Number of Safe Homes	200
	2		Total Number of Beds in Safe Homes	11,507
	3		Total Number of Patients in Safe Homes currently	99



# Department of Health & Family Welfare Govt. of West Bengal

## WEST BENGAL COVID-19 HEALTH BULLETIN – 30<sup>th</sup> DECEMBER 2020

V

DISTRICT SNAPSHOT#

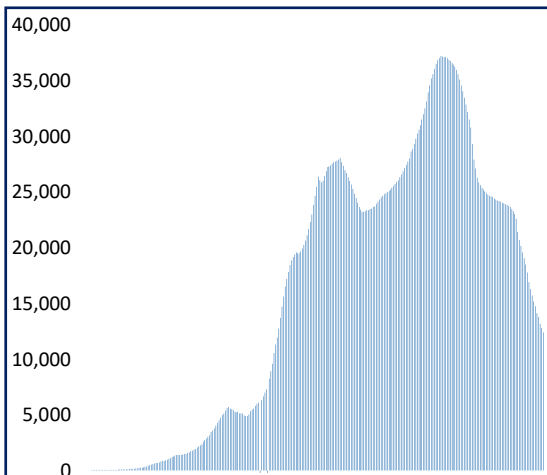
1	2	3	4	5	6 = 3-4-5	7
S. No	District	Total Cases	Total Discharged	Total Deaths	Total Active Cases	Last Reported Case
1	Alipurduar	7,632 <sup>+1</sup>	7,496 <sup>+7</sup>	85	51 <sup>-6</sup>	29- Dec
2	Coochbehar	11,657 <sup>+4</sup>	11,323 <sup>+31</sup>	72 <sup>+1</sup>	262 <sup>-28</sup>	29- Dec
3	Darjeeling	17,785 <sup>+45</sup>	17,085 <sup>+44</sup>	197	503 <sup>+1</sup>	29- Dec
4	Kalimpong	2,161 <sup>+4</sup>	2,086 <sup>+5</sup>	23	52 <sup>-1</sup>	29- Dec
5	Jalpaiguri	14,338 <sup>+24</sup>	13,787 <sup>+51</sup>	155	396 <sup>-27</sup>	29- Dec
6	Uttar Dinajpur	6,437 <sup>+7</sup>	6,191 <sup>+9</sup>	72 <sup>+1</sup>	174 <sup>-3</sup>	29- Dec
7	Dakshin Dinajpur	8,078 <sup>+5</sup>	7,942 <sup>+7</sup>	73	63 <sup>-2</sup>	29- Dec
8	Malda	12,465 <sup>+15</sup>	12,065 <sup>+31</sup>	111	289 <sup>-16</sup>	29- Dec
9	Murshidabad	11,926 <sup>+24</sup>	11,469 <sup>+33</sup>	146	311 <sup>-9</sup>	29- Dec
10	Nadia	21,622 <sup>+52</sup>	20,652 <sup>+41</sup>	285	685 <sup>+11</sup>	29- Dec
11	Birbhum	9,563 <sup>+9</sup>	9,219 <sup>+45</sup>	84	260 <sup>-36</sup>	29- Dec
12	Purulia	6,927 <sup>+11</sup>	6,562 <sup>+14</sup>	47 <sup>+1</sup>	318 <sup>-4</sup>	29- Dec
13	Bankura	11,357 <sup>+18</sup>	10,908 <sup>+33</sup>	90	359 <sup>-15</sup>	29- Dec
14	Jhargram	2,959 <sup>+1</sup>	2,904 <sup>+6</sup>	22	33 <sup>-5</sup>	29- Dec
15	Paschim Medinipur	19,807 <sup>+18</sup>	19,056 <sup>+54</sup>	296 <sup>+2</sup>	455 <sup>-38</sup>	29- Dec
16	Purba Medinipur	20,041 <sup>+14</sup>	19,235 <sup>+44</sup>	272	534 <sup>-30</sup>	29- Dec
17	Purba Bardhaman	12,225 <sup>+26</sup>	11,880 <sup>+39</sup>	95	250 <sup>-13</sup>	29- Dec
18	Paschim Bardhaman	15,401 <sup>+45</sup>	14,697 <sup>+61</sup>	152 <sup>+1</sup>	552 <sup>-17</sup>	29- Dec
19	Howrah	34,563 <sup>+76</sup>	32,863 <sup>+73</sup>	1,001 <sup>+1</sup>	699 <sup>+2</sup>	29- Dec
20	Hooghly	28,450 <sup>+73</sup>	27,185 <sup>+52</sup>	456 <sup>+1</sup>	809 <sup>+20</sup>	29- Dec
21	North 24 Parganas	1,16,441 <sup>+325</sup>	1,12,046 <sup>+376</sup>	,2325 <sup>+9</sup>	2,070 <sup>-60</sup>	29- Dec
22	South 24 Parganas	35,959 <sup>+55</sup>	34,864 <sup>+117</sup>	676 <sup>+3</sup>	419 <sup>-65</sup>	29- Dec
23	Kolkata	1,23,033 <sup>+326</sup>	1,17,251 <sup>+384</sup>	2,945 <sup>+8</sup>	2,837 <sup>-66</sup>	29- Dec
24	Other State	66	63	3	0	6-June
<b>TOTAL</b>		<b>5,50,893<sup>+1,178</sup></b>	<b>5,28,829<sup>+1,557</sup></b>	<b>9,683<sup>+28</sup></b>	<b>12,381<sup>-407</sup></b>	

#District Wise data is subject to verification and may change

#Daily increase/decrease with respect to previous day is in superscript as +/- (Eg: +4)

VI

DAILY CUMULATIVE ACTIVE COVID-19 CASES#

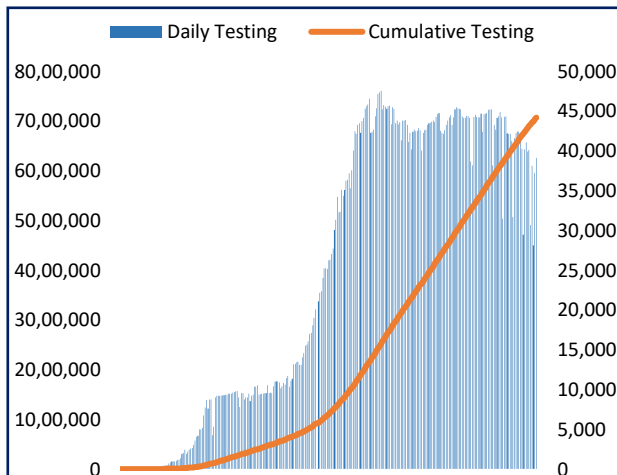


17<sup>th</sup> March to 30<sup>th</sup> Dec

# Cumulative Active cases are not specifically for that particular day. They are cumulative sum and deduction over a time period

VII

SAMPLES TESTED (Daily and Cumulative)



17<sup>th</sup> March to 30<sup>th</sup> Dec



Department of Health & Family Welfare  
Govt. of West Bengal

WEST BENGAL COVID-19 HEALTH BULLETIN – 30<sup>th</sup> DECEMBER 2020

VIII

UNIT WISE EQUIPMENT SUPPLY (CUMULATIVE)

S. No.	Unit Name	PPE	N95/FFP2	Regular Masks		Gloves	Sanitizer (In ltr.)
				Reusable Mask	Disposable Mask		
1	Alipurduar	17,800	26,250	13,400	1,00,900	74,200	5,092.0
2	Bankura	44,950	46,700	27,300	1,61,550	1,04,200	7,448.0
3	Birbhum	36,150	28,300	32,400	96,050	49,700	6,171.0
4	Bishnupur HD	15,350	31,600	54,600	1,25,750	1,17,200	6,061.0
5	Coochbehar	33,600	29,450	26,950	41,100	7,200	4,354.0
6	Dakshin Dinajpur	20,400	19,650	21,500	1,21,600	83,700	4,921.0
7	Darjeeling	52,250	50,650	22,900	32,200	10,700	4,498.0
8	Diamond Harbour HD	51,250	32,300	28,000	1,07,550	1,11,500	4,284.0
9	Hooghly	64,870	51,250	47,000	1,74,200	1,59,100	11,041.0
10	Howrah	1,13,450	78,000	63,780	2,02,550	2,33,200	6,531.0
11	Jalpaiguri	34,800	38,100	45,550	1,11,000	61,200	6,063.0
12	Jhargram	16,750	16,100	24,890	57,050	56,200	4,443.0
13	Kalimpong	21,150	20,900	19,000	68,050	35,200	4,370.5
14	Malda	26,100	23,200	26,000	87,100	97,700	7,151.0
15	Murshidabad	35,333	51,380	48,700	1,43,100	1,40,200	10,080.0
16	Nadia	62,070	39,740	37,100	1,49,050	1,39,700	5,831.0
17	North 24 Parganas	1,01,000	77,740	31,440	1,90,000	1,23,700	7,383.5
18	Basirhat HD	44,320	45,230	32,280	1,44,050	1,65,000	5,647.0
19	Paschim Bardhaman	37,850	35,100	17,780	1,21,000	1,21,900	2,257.0
20	Paschim Medinipur	32,450	45,300	41,090	1,56,050	1,42,700	7,435.0
21	Purba Bardhaman	58,650	51,700	27,100	1,36,550	1,53,700	9,943.0
22	Purba Medinipur	54,550	41,200	33,220	87,050	1,00,100	1,731.0
23	Nandigram HD	18,750	33,100	30,640	1,21,050	83,200	7,279.0
24	Purulia	50,450	34,600	52,700	1,48,550	1,21,700	7,421.0
25	Rampurhat HD	24,150	29,000	30,300	62,050	74,500	5,637.0
26	South 24 Parganas	57,450	33,600	33,400	1,07,250	1,10,400	2,141.0
27	Uttar Dinajpur	35,750	43,550	43,850	1,13,050	1,31,700	5,853.0
28	Bankura S MC&H	21,000	46,650	10,200	1,82,500	2,16,400	2,660.0
29	Coochbehar MC&H	13,800	14,900	14,600	53,500	83,500	3,442.0
30	NB MC&H	40,350	96,000	20,000	2,24,200	2,40,500	7,890.0
31	Diamond Harbour MC&H	13,300	24,200	10,100	1,47,500	1,50,000	3,898.0
32	Malda MC&H	18,800	71,100	13,100	1,88,500	2,27,500	5,968.0
33	Murshidabad MC&H	31,630	73,950	14,600	1,29,000	2,12,000	2,340.0
34	Bardhaman MC&H	23,900	34,100	17,500	1,89,500	2,27,500	3,448.0
35	Medinipur MC&H	56,300	72,700	34,100	2,53,000	2,00,000	11,598.0
36	Purulia MC&H	13,300	19,900	51,600	99,500	1,21,000	4,098.0
37	Rampurhat MC&H	21,400	25,900	17,600	40,000	77,500	10,048.0
38	Raiganj MC&H	14,100	11,900	13,100	56,500	87,000	2,190.0
39	JNM MC&H	17,400	21,000	24,000	45,000	59,500	2,972.0
40	Sagar Dutta MC&H	67,520	93,830	17,600	1,76,550	2,08,000	7,978.0
41	ID & BG Hospital	45,050	59,800	20,600	1,01,100	77,500	2,671.0
42	RG Kar MCH	40,850	66,500	15,800	3,01,050	3,40,200	7,207.0
43	NRS MCH	63,250	95,500	30,800	2,15,550	2,19,200	5,090.0
44	IPGMER & SSKMH	98,900	1,11,090	66,600	4,29,050	4,29,500	15,317.0
45	Medical College, Kolkata	1,66,450	1,50,000	20,800	3,26,050	4,27,500	9,262.0
46	CNMCH	52,350	48,300	23,150	1,33,500	1,01,500	3,672.0
47	Other Govt Dept/Institutions	4,31,051	3,90,795	2,26,188	10,69,271	10,74,202	59,055.0
48	Stock in hand-In Transit	3,53,918	13,58,235	8,72,451	5,73,937	2,53,708	52,918.0
<b>TOTAL</b>		<b>27,66,262</b>	<b>39,40,040</b>	<b>24,47,359</b>	<b>81,00,208</b>	<b>78,43,210</b>	<b>3,84,789.0</b>

\*In addition to State supply, local procurement is also done.



# Department of Health & Family Welfare Govt. of West Bengal

## WEST BENGAL COVID-19 HEALTH BULLETIN – 30<sup>th</sup> DECEMBER 2020

IX

DETAILS OF TESTING LABS

S. No.	Name of Testing Lab	Samples Tested	Method of Testing	Functional WEF
1	NICED	1,49,299	RT-PCR	Since Beginning
2	SSKM	2,34,361	RT-PCR	17-Mar
3	Medinipur MCH	1,43,023	RT-PCR	24-Mar
4	North Bengal MCH	1,84,538	RT-PCR	29-Mar
5	School of Tropical Medicine	2,69,009	RT-PCR	01-Apr
6	Apollo Hospital	1,96,956	RT-PCR	06-Apr
7	Tata Medical Centre	1,87,534	RT-PCR	06-Apr
8	Malda MCH	1,37,434	RT-PCR	08-Apr
9	Dr. Lal Pathlab	37,320	RT-PCR	17-Apr
10	Command Hospital	17,265	RT-PCR	17-Apr
11	CNCI	1,76,037	RT-PCR	22-Apr
12	RG Kar MCH	26,947	RT-PCR	24-Apr
13	SURAKSHA	1,05,133	RT-PCR	24-Apr
14	Murshidabad MCH	17,527	RT-PCR	26-Apr
15	Peerless	44,896	RT-PCR	30-Apr
16	Burdwan MCH	11,768	RT-PCR	06-May
17	MCH Kolkata	88,490	RT-PCR	08-May
18	NRS MCH	92,217	RT-PCR	12-May
19	Sanaka Hospitals	92,758	RT-PCR	12-May
20	Medica Hospital	1,43,083	RT-PCR	15-May
21	Bankura MCH	10,395	RT-PCR	22-May
22	Suri DH	97,053	RT-PCR	22-May
23	Coochbehar GMCH	70,492	RT-PCR	06-Jun
24	COMJNM Kalyani	33,513	RT-PCR	10-Jun
25	Desun Hospital	2,190	RT-PCR	17-Jun
26	RN Tagore Hospital	2,307	RT-PCR	24-Jun
27	Raigunj MCH	57,833	RT-PCR	26-Jun
28	Jagannath Gupta Institute of Medical Sciences	43,948	RT-PCR	06-Jul
29	ESI-Postgraduate Institute of Medical Science and Research	3,800	RT-PCR	16-Jul
30	Remedy Lifecare, Kolkata	91,417	RT-PCR	21-Jul
31	AMRI Dhakuria	2,170	RT-PCR	19-May
32	Rampurhat MCH	1,664	RT-PCR	19-May
33	CNMCH	524	RT-PCR	20-May
34	DH GMCH	399	RT-PCR	20-May
35	COMSDH	1,811	RT-PCR	27-May
36	Purulia Govt. MCH	73,038	RT-PCR	03-Jun
37	SRL Lab	4,056	RT-PCR	18-Jun
38	Probe diagnostics	3,382	RT-PCR	14-Aug
39	Pulse Diagnostics	779	RT-PCR	12-Sept
40	RB Diagnostic Kolkata	264	RT-PCR	20-Sept
41	Purba Medinipur DH	23,564	RT-PCR	24-Sept
42	B.P. Poddar Hospital & Medical Research Ltd	7,090	RT-PCR	27-Oct
43	Swastik Clinic & Seva Sadan Pvt. Ltd., Birbhum	151	RT-PCR	27-Oct
44	Repromed Diagnostic Ltd	13,679	RT-PCR	24-Sept
45	Gouri Devi Institute of Medical Sciences and Hospital	546	RT-PCR	7-Nov
46	IQ City Medical College Durgapur	818	RT-PCR	4-Dec
47	Imambara DH, Hooghly	511	RT-PCR	15-Dec
48	Saroj Gupta Cancer Center & Research Institute	51	RT-PCR	23-Dec
49	AMRI Salt Lake	1,06,360	CBNAAT	01-May
50	CMRI	1,21,810	CBNAAT	13-May
51	Asansol DH	1,150	TRUENAT	19-May

Note: Average tests per CBNAAT and TRUENAT machines are 32 per day and 16 per day respectively



# Department of Health & Family Welfare Govt. of West Bengal

## WEST BENGAL COVID-19 HEALTH BULLETIN – 30<sup>th</sup> DECEMBER 2020

IX

DETAILS OF TESTING LABS

S. No.	Name of Testing Lab	Samples Tested	Method of Testing	Functional WEF
52	Jhargram DH	1,691	TRUENAT	19-May
53	Falakata SSH	36,592	TRUENAT	20-May
54	Balurghat DH	557	TRUENAT	22-May
55	Serampore DH	78,113	TRUENAT	25-May
56	Uluberia SSH	62,220	TRUENAT	27-May
57	Jangipur SDH	1,08,041	TRUENAT	27-May
58	Egra SDH	1,37,197	TRUENAT	27-May
59	MR Bangur Hospital	5,683	TRUENAT	28-May
60	Chanchal SDH	1,542	TRUENAT	28-May
61	Biswa Bangla Krirangan COVID Hospital	4,292	TRUENAT	31-May
62	Woodlands	330	CBNAAT	11-Jun
63	Alipurduar DH	22,316	TRUENAT	16-Jun
64	Basirhat DH	3,495	TRUENAT	19-Jun
65	Anandaloke Sonoscan, Siliguri	7,263	TRUENAT	27-Jun
66	Gangarampur SDH	1,132	CBNAAT	16-Jul
67	Contai SDH	1,849	TRUENAT	20-Jul
68	ILS hospital	8,376	TRUENAT	25-Jul
69	Uttar Latabari DH	1,442	TRUENAT	04-Aug
70	Nandigram SSH/DH	89	TRUENAT	04-Aug
71	Panskura Hospital	790	TRUENAT	06-Aug
72	Chittaranjan Seva Sadan Hospital	401	TRUENAT	10-Aug
73	Dr. PK Saha Hospital, Coochbihar	1,675	TRUENAT	11-Aug
74	Salt Lake SDH	2,751	TRUENAT	13-Aug
75	Charnock Hospital	752	TRUENAT	14-Aug
76	Gabberia SGH	17,897	TRUENAT	15-Aug
77	Spandan Disgnostic Center	148	TRUENAT	16-Aug
78	Kakdwip SSH	91	TRUENAT	17-Aug
79	Mal SSH	5,741	TRUENAT	18-Aug
80	Howrah DH	289	TRUENAT	21-Aug
81	Sagardighi SSH	218	TRUENAT	2-Sept
82	Domkal SSH	164	TRUENAT	6-Sept
83	Udaynarayanpur SGH Howrah	146	TRUENAT	7- Sept
84	GD Hospital & Diabetes Institute, Howrah	45	CBNAAT	8-Sept
85	Nightingale Diagnostic & Medicare Centre	30,013	TRUENAT	12-Sept
86	Bhagirathi Neotia Woman * Child Care Centre	1,472	CBNAAT	16-Sept
87	Krishnanagar DTC	5,936	TRUENAT	29-Sept
88	Mission Hospital, Durgapur	136	TRUENAT	29-Sept
89	Medinova, Kolkata	4,718	TRUENAT	1-Oct
90	MSS Bansal Medical, Kolkata	3,176	TRUENAT	2-Oct
91	TLJ, SGH, Howrah	27	TRUENAT	2-Oct
92	Narayan Memorial Hospital, Kolkata	272	TRUENAT	2-Oct
93	Kalimpong DH	320	TRUENAT	6-Oct
94	Mirik BPHC, Darjeeling	136	TRUENAT	9-Oct
95	Barjore SSH, Bankura	123	TRUENAT	11-Oct
96	Darjeeling DH	128	TRUENAT	11-Oct
97	Metropolis Kolkata	814	TRUENAT	14-Oct
98	Laboratory Services, Healthworld Hospitals, Durgapur	586	TRUENAT	4-Dec
99	<i>Antigen Test done within the State</i>	32,28,215	-	-
100	<i>Samples Tested in Labs Outside the State</i>	1,48,416	RT-PCR	-
<b>TOTAL</b>		<b>70,70,176</b>		

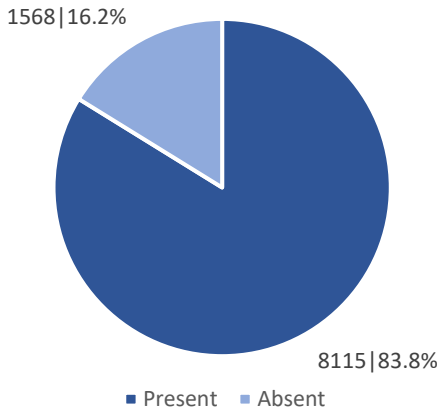
Note: Average tests per CBNAAT and TRUENAT machines are 32 per day and 16 per day respectively



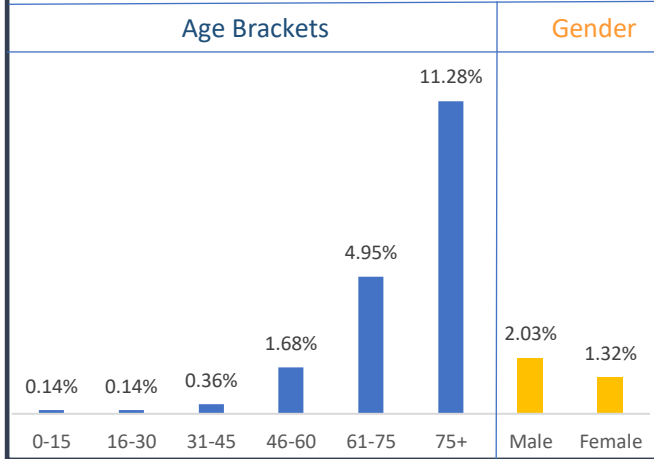
WEST BENGAL COVID-19 HEALTH BULLETIN – 30<sup>th</sup> DECEMBER 2020

X

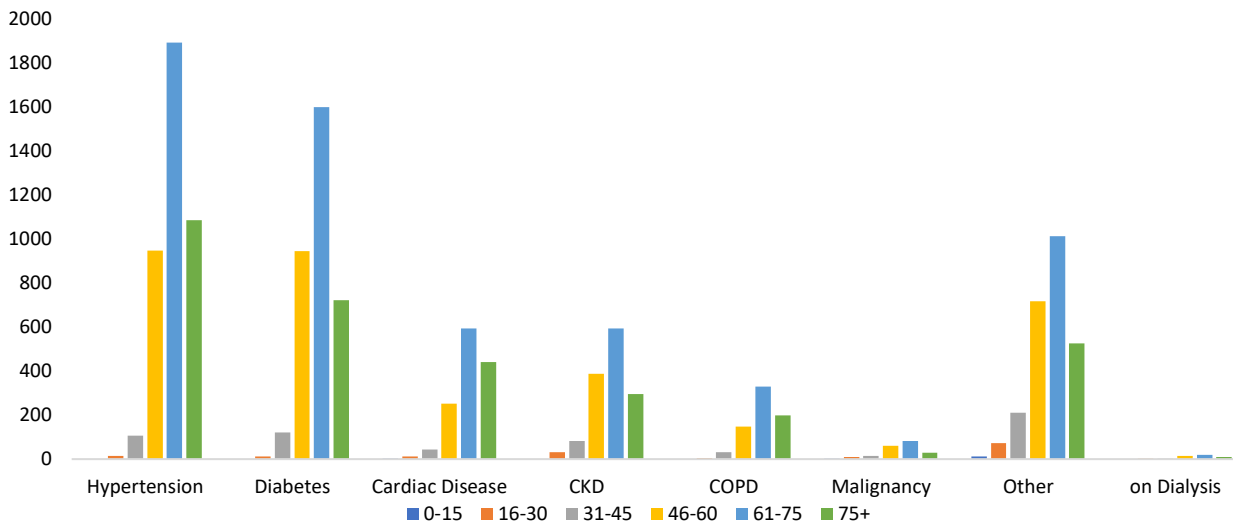
**Comorbidity Status in Deceased Cases (n=9,683)**



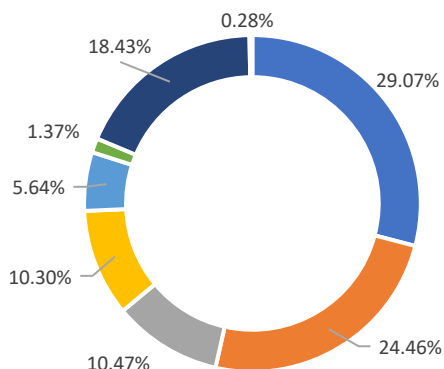
**Fatality Rate in Respective Age Brackets & Gender Group**



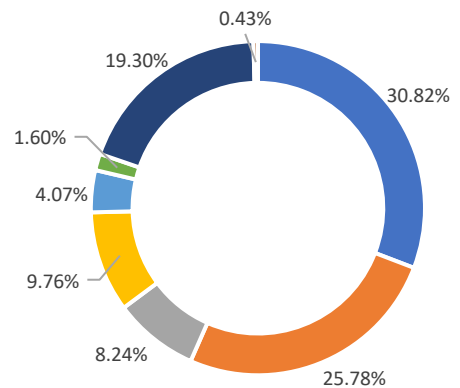
**Age Group Wise Comorbidities Among Deceased**



**Share of Comorbidities in Male**



**Share of Comorbidities in Female**



FATALITY ANALYSIS



# Department of Health & Family Welfare Govt. of West Bengal

## WEST BENGAL COVID-19 HEALTH BULLETIN – 30<sup>th</sup> DECEMBER 2020

**XI**
**EQUIPMENT  
SUPPLY**

S. No	Equipment	Ordered by State Govt.	Received Yesterday	Total Received by State Govt.	Order Pending
1	PPEs	32.10 L	3,000	26.95 L	5.15 L
2	N95/FFP2 Masks	41.20 L	20,000	38.44 L	2.76 L
3	Regular Masks	85.20 L	NIL	85.20 L	NIL
4	Hand Sanitizers (In Ltrs.)	3.81 L	1,000	3.67 L	14,000
5	Gloves	85.00 L	30,000	75.30 L	9.70 L
6	Thermal Guns	20,000	NIL	20,000	NIL

**XII**
**DEDICATED COVID-19 HELPLINE (24 X 7)**

1. Dedicated COVID-19 Helpline : **1800 313 444 222**
2. Direct Telemedicine Line : **033 23576001**
3. Ambulance Service : **033 40902929**
4. COVID Telemedicine App "[Covid Telemedicine WB](#)" on Google Play Store
  - These services include allocation of beds in Govt. hospitals and Safe Homes
  - Telemedicine for citizens at large and those in home isolation
  - Ambulance service includes guidance and provision of Govt. ambulance
5. Tele-Psychological counselling services have started since August 1<sup>st</sup>, 2020.

General Queries			
1	A	Total Queries addressed in last 24 hours	1,511
	B	Total Queries addressed till 29 <sup>th</sup> December	15,13,081
Telemedicine			
2	A	Total consultations given in last 24 hours	823
	B	Total consultations given till 29 <sup>th</sup> December	5,52,037
Ambulance Services			
3	A	Ambulances assigned in last 24 hours	278
	B	Total calls received in last 24 hours	281
Tele-Psychological Counselling			
4	A	Counselling given in last 24 hours	1,275
	B	Counselling given till 29 <sup>th</sup> December	2,48,096

### State Government Interventions :

- Weekly death rate is 2.05%. Both death rate and Infection rate are showing a downward trend.
- Status of availability of beds for COVID positive patients in government and private hospitals is available at Health & FW Department's website: [www.wbhealth.gov.in](http://www.wbhealth.gov.in)
- Safe Homes : An initiative by the Government of West Bengal for care and treatment of asymptomatic/mild symptomatic COVID patients for whom home isolation is not possible /advisable
- As per State Government advisory Satellite Health Facilities are being developed by private hospitals in close vicinity of their hospitals as separate health facility for treatment of asymptomatic/mild symptomatic COVID patients. This intervention is expected to free beds in the hospitals for serious patients.

All the guidelines and orders relating to Covid-19 are posted on [www.wbhealth.gov.in](http://www.wbhealth.gov.in)

You can follow us on :

Facebook at: <https://www.facebook.com/wbdhfw/>

Twitter at: <https://twitter.com/wbdhfw>