



# Department of Health & Family Welfare Govt. of West Bengal

## WEST BENGAL COVID-19 HEALTH BULLETIN – 2<sup>nd</sup> JUNE 2021

### Active COVID-19 Cases as on 2<sup>nd</sup> June: 70,015

COVID 19 STATUS	S. No	Subject	Number
	1	Total COVID-19 Cases till 1 <sup>st</sup> June	13,85,801
	2	New COVID-19 Cases on 2 <sup>nd</sup> June	8,923
	3	<b>Total COVID-19 Cases till 2<sup>nd</sup> June (1+2)</b>	<b>13,94,724</b>
	4	Total Discharged	13,08,896 (+17,386)
	5	Total Deaths as on 2 <sup>nd</sup> June*	15,813 (+135)
	6	<b>Active COVID-19 Cases as on 2<sup>nd</sup> June</b>	<b>70,015 (-8,598)</b>
	7	Discharge Rate (4/3)	93.85%

Note: All figures updated till 9AM, 2<sup>nd</sup> June

#Daily increase/decrease with respect to previous day is shown as (+/-)

\*Complete analysis can be referred from Section X, (Page no. 5)

TESTING SNAPSHOT	S. No	Subject	Number
	1	Samples Tested till 1 <sup>st</sup> June	1,24,96,018
	2	Samples Tested on 2 <sup>nd</sup> June	75,161
	3	<b>Total Number of Samples Tested till 2<sup>nd</sup> June (1+2)</b>	<b>1,25,71,179</b>
	4	Tests per Million population	1,39,680
	5	% of Positive Cases out of Samples Tested	11.09%
	6	Total Testing Laboratories*	116
	7	Testing Laboratories added this week	1
8	Testing Laboratories pending approval	1	

\*Detailed breakup of these laboratories is given on Page 4 and Page 5

INFRASTRUCTURE DETAILS	S. No	Subject	Number
	1	Total Number of Hospitals dedicated for treating COVID-19	234
	2	Total Number of Govt. Hospitals dedicated for treating COVID-19	193
	3	Total Number of Pvt. Hospitals requisitioned for treating COVID-19	41
	4	Total Number of earmarked COVID-19 Beds	24,695
	5	% Occupancy in COVID Beds	26.44%
	6	Total ICU/HDU Beds in the COVID Hospitals	3,522
7	Total Number of Ventilators in the COVID Hospitals	1,298	

QUARANTINE DETAILS	Home Quarantine		
	1	Total Home Quarantined People	26,74,286
	2	Total number of people currently in Home Quarantine	97,401
	3	Total number of people released from Home Quarantine	25,76,885
	Safe Homes		
	1	Total Number of Safe Homes	200
	2	Total Number of Beds in Safe Homes	11,507
	3	Total Number of Patients in Safe Homes currently	2,205



# Department of Health & Family Welfare Govt. of West Bengal

## WEST BENGAL COVID-19 HEALTH BULLETIN – 2<sup>nd</sup> JUNE 2021

V

DISTRICT SNAPSHOT#

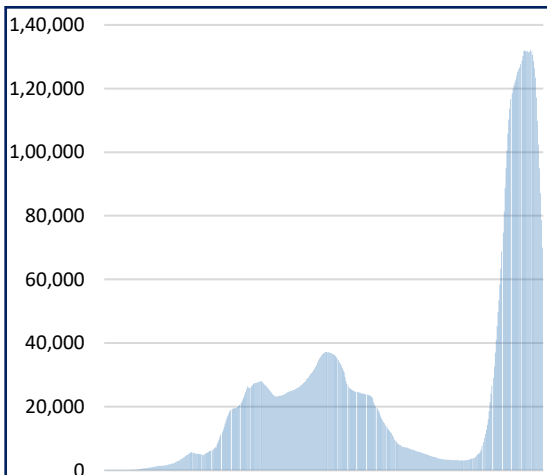
1	2	3	4	5	6 = 3-4-5	7
S. No	District	Total Cases	Total Discharged	Total Deaths	Total Active Cases	Last Reported Case
1	Alipurduar	12,304 <sup>+274</sup>	11,297 <sup>+180</sup>	94	913 <sup>+94</sup>	1-Jun-21
2	Coochbehar	21,868 <sup>+219</sup>	20,224 <sup>+381</sup>	84	1,560 <sup>-162</sup>	1-Jun-21
3	Darjeeling	43,677 <sup>+480</sup>	40,178 <sup>+753</sup>	377 <sup>+4</sup>	3,122 <sup>-277</sup>	1-Jun-21
4	Kalimpong	4,806 <sup>+49</sup>	4,334 <sup>+109</sup>	35	437 <sup>-60</sup>	1-Jun-21
5	Jalpaiguri	31,582 <sup>+447</sup>	28,304 <sup>+692</sup>	388 <sup>+7</sup>	2,890 <sup>-252</sup>	1-Jun-21
6	Uttar Dinajpur	17,615 <sup>+97</sup>	16,455 <sup>+247</sup>	193 <sup>+2</sup>	967 <sup>-152</sup>	1-Jun-21
7	Dakshin Dinajpur	15,448 <sup>+141</sup>	14,463 <sup>+198</sup>	148 <sup>+3</sup>	837 <sup>-60</sup>	1-Jun-21
8	Malda	31,485 <sup>+70</sup>	30,437 <sup>+227</sup>	180 <sup>+1</sup>	868 <sup>-158</sup>	1-Jun-21
9	Murshidabad	32,492 <sup>+104</sup>	31,128 <sup>+277</sup>	283 <sup>+2</sup>	1,081 <sup>-175</sup>	1-Jun-21
10	Nadia	61,497 <sup>+568</sup>	56,868 <sup>+1,023</sup>	488 <sup>+6</sup>	4,141 <sup>-461</sup>	1-Jun-21
11	Birbhum	38,724 <sup>+100</sup>	37,826 <sup>+156</sup>	257 <sup>+2</sup>	641 <sup>-58</sup>	1-Jun-21
12	Purulia	18,639 <sup>+26</sup>	18,091 <sup>+117</sup>	107	441 <sup>-91</sup>	1-Jun-21
13	Bankura	29,938 <sup>+191</sup>	27,676 <sup>+525</sup>	224 <sup>+2</sup>	2,038 <sup>-336</sup>	1-Jun-21
14	Jhargram	8,449 <sup>+135</sup>	7,470 <sup>+239</sup>	23	956 <sup>-104</sup>	1-Jun-21
15	Paschim Medinipur	43,054 <sup>+311</sup>	39,754 <sup>+734</sup>	412 <sup>+4</sup>	2,888 <sup>-427</sup>	1-Jun-21
16	Purba Medinipur	50,258 <sup>+503</sup>	46,726 <sup>+769</sup>	326	3,206 <sup>-266</sup>	1-Jun-21
17	Purba Bardhaman	36,285 <sup>+260</sup>	34,321 <sup>+445</sup>	131 <sup>+2</sup>	1,833 <sup>-187</sup>	1-Jun-21
18	Paschim Bardhaman	53,213 <sup>+221</sup>	50,087 <sup>+737</sup>	301 <sup>+1</sup>	2,825 <sup>-517</sup>	1-Jun-21
19	Howrah	86,374 <sup>+670</sup>	79,848 <sup>+1,284</sup>	1,363 <sup>+10</sup>	5,163 <sup>-624</sup>	1-Jun-21
20	Hooghly	73,599 <sup>+551</sup>	68,873 <sup>+972</sup>	756 <sup>+2</sup>	3,970 <sup>-423</sup>	1-Jun-21
21	North 24 Parganas	2,97,994 <sup>+1,860</sup>	2,79,436 <sup>+3,625</sup>	3,997 <sup>+43</sup>	14,561 <sup>-1,808</sup>	1-Jun-21
22	South 24 Parganas	87,839 <sup>+606</sup>	81,347 <sup>+1,351</sup>	1,117 <sup>+6</sup>	5,375 <sup>-751</sup>	1-Jun-21
23	Kolkata	2,97,518 <sup>+1,040</sup>	2,83,690 <sup>+2,345</sup>	4,526 <sup>+38</sup>	9,302 <sup>-1,343</sup>	1-Jun-21
24	Other State	66	63	3	0	6-Jun-20
<b>TOTAL</b>		<b>13,94,724<sup>+8,923</sup></b>	<b>13,08,896<sup>+17,386</sup></b>	<b>15,813<sup>+135</sup></b>	<b>70,015<sup>-8,598</sup></b>	

#District Wise data is subject to verification and may change

#Daily increase/decrease with respect to previous day is in superscript as +/- (Eg: +4)

VI

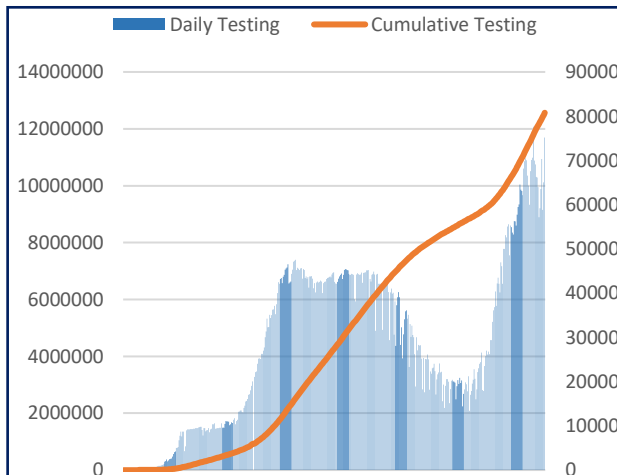
DAILY CUMULATIVE ACTIVE COVID-19 CASES



17<sup>th</sup> March 2020 to 2<sup>nd</sup> June 2021

VII

SAMPLES TESTED (Daily and Cumulative)



17<sup>th</sup> March 2020 to 2<sup>nd</sup> June 2021



Department of Health & Family Welfare  
Govt. of West Bengal

WEST BENGAL COVID-19 HEALTH BULLETIN – 2<sup>nd</sup> JUNE 2021

VIII

UNIT WISE EQUIPMENT SUPPLY (CUMULATIVE)

S. No.	Unit Name	PPE	N95/FFP2	Regular Masks		Gloves	Sanitizer (In ltr.)
				Reusable Mask	Disposable Mask		
1	Alipurduar	17,800	26,250	13,400	1,00,900	89,475	5,092
2	Bankura	46,717	57,116	31,400	66,550	1,57,900	9,061
3	Birbhum	36,150	28,300	32,400	96,050	49,700	6,910
4	Bishnupur HD	15,350	38,449	55,602	32,468	1,66,536	4,000
5	Coochbehar	33,600	29,450	29,200	1,36,375	89,109	6,449
6	Dakshin Dinajpur	20,400	19,650	21,500	1,21,600	1,08,700	5,280
7	Darjeeling	90,411	95,347	22,900	3,44,239	2,54,975	3,656
8	Diamond Harbour HD	52,726	56,013	33,267	1,85,720	1,92,465	9,750
9	Hooghly	82,150	69,983	59,497	3,95,100	46,782	18,211
10	Howrah	1,25,265	91,432	66,580	4,10,165	27,842	11,339
11	Jalpaiguri	34,800	41,754	45,550	1,51,038	2,80,550	8,318
12	Jhargram	19,715	16,520	24,890	69,100	1,32,000	5,468
13	Kalimpong	21,150	23,245	19,800	1,31,992	1,62,649	4,884
14	Malda	26,100	23,200	26,000	87,100	97,700	7,151
15	Murshidabad	36,594	62,202	56,900	7,89,737	1,15,350	5,867
16	Nadia	72,470	55,389	37,100	1,49,050	1,84,300	11,481
17	North 24 Parganas	1,12,000	1,02,594	44,140	9,36,465	3,00,000	11,675
18	Basirhat HD	44,320	59,020	35,636	1,74,000	2,61,150	7,094
19	Paschim Bardhaman	37,850	35,100	17,780	1,21,000	1,21,900	2,257
20	Paschim Medinipur	42,226	61,566	49,858	2,68,357	1,72,335	7,885
21	Purba Bardhaman	65,800	60,100	27,100	1,36,550	1,58,800	11,064
22	Purba Medinipur	54,550	52,030	33,220	4,24,050	74,532	20,481
23	Nandigram HD	18,750	38,026	30,640	1,21,050	1,01,000	8,244
24	Purulia	50,450	36,245	52,700	1,48,550	1,21,700	7,421
25	Rampurhat HD	24,150	29,000	30,300	62,050	76,650	5,637
26	South 24 Parganas	57,450	41,498	88,488	3,32,050	1,41,395	7,084
27	Uttar Dinajpur	35,750	43,550	68,314	2,01,900	3,18,500	9,246
28	Bankura S MC&H	21,415	55,773	10,200	1,99,384	2,94,296	7,428
29	Coochbehar MC&H	13,800	14,900	14,600	58,700	2,71,000	3,442
30	NB MC&H	40,350	1,03,500	20,000	2,24,200	2,46,500	8,390
31	Diamond Harbour MC&H	14,089	32,255	10,100	1,47,750	1,83,050	5,503
32	Malda MC&H	18,800	86,900	13,100	1,88,500	2,58,500	7,708
33	Murshidabad MC&H	31,848	96,364	16,601	1,80,950	72,600	8,390
34	Bardhaman MC&H	23,900	35,377	17,500	1,21,281	3,32,000	6,329
35	Medinipur MC&H	56,400	89,015	38,595	63,350	2,12,595	5,345
36	Purulia MC&H	13,300	24,108	51,600	49,300	1,66,548	12,715
37	Rampurhat MC&H	21,400	40,232	17,600	40,000	88,500	10,048
38	Raiganj MC&H	14,100	13,059	13,100	56,500	87,000	2,246
39	JNM MC&H	93,600	1,47,600	24,000	1,87,000	2,90,500	4,000
40	Sagar Dutta MC&H	93,600	1,47,600	17,600	1,87,000	2,90,500	4,000
41	ID & BG Hospital	57,000	81,500	29,000	1,01,100	1,49,000	4,950
42	RG Kar MCH	40,850	76,822	15,800	3,01,050	80,728	8,664
43	NRS MCH	69,922	1,23,519	32,729	2,15,550	2,93,700	7,276
44	IPGMER & SSKMH	98,900	1,33,800	68,500	47,049	4,99,500	18,167
45	Medical College, Kolkata	1,87,142	1,92,649	22,577	53,528	43,500	10,732
46	CNMCH	52,350	55,500	23,150	1,33,500	2,69,700	3,672
47	Other Govt Dept/Institutions	6,13,937	8,96,504	4,22,532	13,16,040	17,29,678	1,14,209
48	Stock in hand-In Transit	2,24,865	18,55,034	5,14,313	11,45,270	11,49,820	64,569
<b>TOTAL</b>		<b>30,76,262</b>	<b>55,95,040</b>	<b>24,47,359</b>	<b>1,12,10,208</b>	<b>1,10,13,210</b>	<b>5,38,789</b>

\*In addition to State supply, local procurement is also done.



# Department of Health & Family Welfare Govt. of West Bengal

## WEST BENGAL COVID-19 HEALTH BULLETIN – 2<sup>nd</sup> JUNE 2021

IX

DETAILS OF TESTING LABS

S. No.	Name of Testing Lab	Samples Tested	Method of Testing	Functional WEF
1	NICED	2,66,684	RT-PCR	Since Beginning
2	SSKM	3,68,454	RT-PCR	17-Mar-20
3	Medinipur MCH	2,07,548	RT-PCR	24-Mar-20
4	North Bengal MCH	4,41,475	RT-PCR	29-Mar-20
5	School of Tropical Medicine	2,78,236	RT-PCR	01-Apr-20
6	Apollo Hospital	73,355	RT-PCR	06-Apr-20
7	Tata Medical Centre	25,499	RT-PCR	06-Apr-20
8	Malda MCH	3,18,176	RT-PCR	08-Apr-20
9	Dr. Lal Pathlab	4,11,661	RT-PCR	17-Apr-20
10	Command Hospital	42,644	RT-PCR	17-Apr-20
11	CNCI	31,936	RT-PCR	22-Apr-20
12	RG Kar MCH	3,14,995	RT-PCR	24-Apr-20
13	SURAKSHA	2,35,275	RT-PCR	24-Apr-20
14	Murshidabad MCH	2,43,854	RT-PCR	26-Apr-20
15	Peerless	86,244	RT-PCR	30-Apr-20
16	Burdwan MCH	2,39,152	RT-PCR	06-May-20
17	MCH Kolkata	1,31,625	RT-PCR	08-May-20
18	NRS MCH	1,70,418	RT-PCR	12-May-20
19	Sanaka Hospitals	1,36,787	RT-PCR	12-May-20
20	Medica Hospital	1,54,449	RT-PCR	15-May-20
21	Bankura MCH	2,16,142	RT-PCR	22-May-20
22	Suri DH	1,60,763	RT-PCR	22-May-20
23	Coochbehar GMCH	2,21,325	RT-PCR	06-Jun-20
24	COMJNM Kalyani	2,17,252	RT-PCR	10-Jun-20
25	Desun Hospital	9,896	RT-PCR	17-Jun-20
26	RN Tagore Hospital	53,418	RT-PCR	24-Jun-20
27	Raigunj MCH	1,05,841	RT-PCR	26-Jun-20
28	Jagannath Gupta Institute of Medical Sciences	7,998	RT-PCR	06-Jul-20
29	ESI-Postgraduate Institute of Medical Science and Research	15,973	RT-PCR	16-Jul-20
30	Remedy Lifecare, Kolkata	17,531	RT-PCR	21-Jul-20
31	AMRI Dhakuria	68,448	RT-PCR	19-May-20
32	Rampurhat MCH	1,17,779	RT-PCR	19-May-20
33	CNMCH	1,01,870	RT-PCR	20-May-20
34	DH GMCH	2,12,781	RT-PCR	20-May-20
35	COMSDH	79,202	RT-PCR	27-May-20
36	Purulia Govt. MCH	1,27,382	RT-PCR	03-Jun-20
37	SRL Lab	2,54,029	RT-PCR	18-Jun-20
38	Probe diagnostics	65,143	RT-PCR	14-Aug-20
39	Pulse Diagnostics	90,994	RT-PCR	12-Sep-20
40	RB Diagnostic Kolkata	1,10,532	RT-PCR	20-Sep-20
41	Purba Medinipur DH	51,292	RT-PCR	24-Sep-20
42	B.P. Poddar Hospital & Medical Research Ltd	3,479	RT-PCR	27-Oct-20
43	Swastik Clinic & Seva Sadan Pvt. Ltd., Birbhum	1,036	RT-PCR	27-Oct-20
44	Repromed Diagnostic Ltd	30,491	RT-PCR	24-Sep-20
45	Gouri Devi Institute of Medical Sciences and Hospital	5,551	RT-PCR	07-Nov-20
46	IQ City Medical College Durgapur	13,884	RT-PCR	04-Dec-20
47	Imambara DH, Hooghly	44,218	RT-PCR	15-Dec-20
48	Saroj Gupta Cancer Center & Research Institute	5,224	RT-PCR	23-Dec-20
49	Lasco Medicare Pvt. Ltd. Howrah	11,778	RT-PCR	05-Jan-21
50	Icare Institute of Medical Sciences and Research	3,973	RT-PCR	25-Jan-21
51	Sanjiban Hospital, Howrah	6,593	RT-PCR	23-Feb-21
52	GCC DNA Diagnostic Lab	2,651	RT-PCR	22-Apr-21
53	Quadra Medical Services	1,121	RT-PCR	01-May-21
54	Hindlabs, Kolkata	2,709	RT-PCR	15-May-21
55	Pathkind Lab, Kolkata	211	RT-PCR	25-May-21
56	KPC Medical College	12	RT-PCR	1-Jun-21
57	AMRI Salt Lake	21,260	CBNAAT	01-May-20
58	CMRI	20,899	CBNAAT	13-May-20
59	Asansol DH	13,556	TRUENAT	19-May-20
60	Jhargram DH	2,675	TRUENAT	19-May-20

Note: Average tests per CBNAAT and TRUENAT machines are 32 per day and 16 per day respectively



# Department of Health & Family Welfare Govt. of West Bengal

## WEST BENGAL COVID-19 HEALTH BULLETIN – 2<sup>nd</sup> JUNE 2021

IX

DETAILS OF TESTING LABS

S. No.	Name of Testing Lab	Samples Tested	Method of Testing	Functional WEF
61	Falakata SSH	3,871	TRUENAT	20-May-20
62	Balurghat DH	3,530	TRUENAT	22-May-20
63	Serampore DH	1,213	TRUENAT	25-May-20
64	Uluberia SSH	1,930	TRUENAT	27-May-20
65	Jangipur SDH	1,685	TRUENAT	27-May-20
66	Egra SDH	794	TRUENAT	27-May-20
67	MR Bangur Hospital	415	TRUENAT	28-May-20
68	Chanchal SDH	559	TRUENAT	28-May-20
69	Biswa Bangla Krirangan COVID Hospital	1,14,860	TRUENAT	31-May-20
70	Woodlands	12,257	CBNAAT	11-Jun-20
71	Alipurduar DH	1,544	TRUENAT	16-Jun-20
72	Basirhat DH	488	TRUENAT	19-Jun-20
73	Anandaloke Sonoscan, Siliguri	13,357	TRUENAT	27-Jun-20
74	Gangarampur SDH	1,296	CBNAAT	16-Jul-20
75	Contai SDH	1,891	TRUENAT	20-Jul-20
76	ILS hospital	2,839	TRUENAT	25-Jul-20
77	Uttar Latabari DH	187	TRUENAT	04-Aug-20
78	Nandigram SSH/DH	793	TRUENAT	04-Aug-20
79	Panskura Hospital	436	TRUENAT	06-Aug-20
80	Chittaranjan Seva Sadan Hospital	1,734	TRUENAT	10-Aug-20
81	Dr. PK Saha Hospital, Coochbihar	5,816	TRUENAT	11-Aug-20
82	Salt Lake SDH	846	TRUENAT	13-Aug-20
83	Charnock Hospital	7,803	TRUENAT	14-Aug-20
84	Gabberia SGH	414	TRUENAT	15-Aug-20
85	Spandan Disgnostic Center	12,701	TRUENAT	16-Aug-20
86	Kakdwip SSH	277	TRUENAT	17-Aug-20
87	Mal SSH	198	TRUENAT	18-Aug-20
88	Howrah DH	183	TRUENAT	21-Aug-20
89	Sagardighi SSH	573	TRUENAT	02-Sep-20
90	Domkal SSH	164	TRUENAT	06-Sep-20
91	Udaynarayanpur SGH Howrah	53	TRUENAT	07-Sep-20
92	GD Hospital & Diabetes Institute, Howrah	2,330	CBNAAT	08-Sep-20
93	Nightingale Diagnostic & Medicare Centre	7,780	TRUENAT	12-Sep-20
94	Bhagirathi Neotia Woman * Child Care Centre	925	CBNAAT	16-Sep-20
95	Krishnanagar DTC	171	TRUENAT	29-Sep-20
96	Mission Hospital, Durgapur	15,877	TRUENAT	29-Sep-20
97	Medinova, Kolkata	4,737	TRUENAT	01-Oct-20
98	MSS Bansal Medical, Kolkata	13,108	TRUENAT	02-Oct-20
99	TLJ, SGH, Howrah	306	TRUENAT	02-Oct-20
100	Narayan Memorial Hospital, Kolkata	709	TRUENAT	02-Oct-20
101	Kalimpong DH	378	TRUENAT	06-Oct-20
102	Mirik BPHC, Darjeeling	136	TRUENAT	09-Oct-20
103	Barjore SSH, Bankura	385	TRUENAT	11-Oct-20
104	Darjeeling DH	355	TRUENAT	11-Oct-20
105	Metropolis Kolkata	66,240	TRUENAT	14-Oct-20
106	Laboratory Services, Healthworld Hospitals, Durgapur	5,614	TRUENAT	04-Dec-20
107	Neotia Getwel Healthcare Centre, Siliguri	1,295	CBNAAT	09-Jan-21
108	Arogya Niketan Nursing Home	2,377	TRUENAT	16-Jan-21
109	Ruby General Hospital	1,942	CBNAAT	20-Jan-21
110	Cliniperfect Polyclinic and Diagnostics	1,076	TRUENAT	23-Feb-21
111	10 Air Force Hospital, Hasimara	844	TRUENAT	23-Apr-21
112	4 Air Force Hospital, Midnapore	1,071	TRUENAT	23-Apr-21
113	164 Military Hospital, Binnaguri	1,326	TRUENAT	23-Apr-21
114	Central Hospital, SE Railway, Kolkata	674	CBNAAT	23-Apr-21
115	Zenith super speciality hospital	1,329	TRUENAT	23-Apr-21
116	Alipurduar Railway Hospital	2,312	TRUENAT	23-Apr-21
117	Antigen Test done within the State	51,58,275	-	-
118	Samples Tested in Labs Outside the State	4,09,521	RT-PCR	-
<b>TOTAL</b>		<b>1,25,71,179</b>		

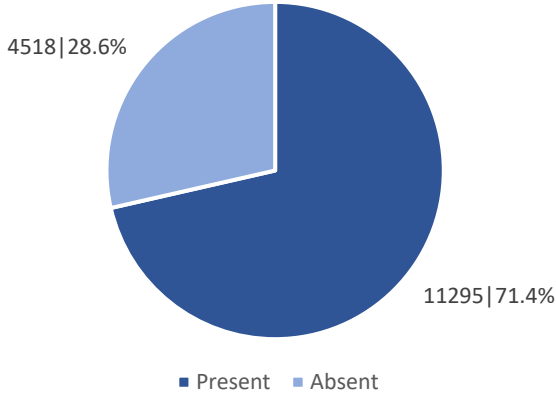
Note: Average tests per CBNAAT and TRUENAT machines are 32 per day and 16 per day respectively



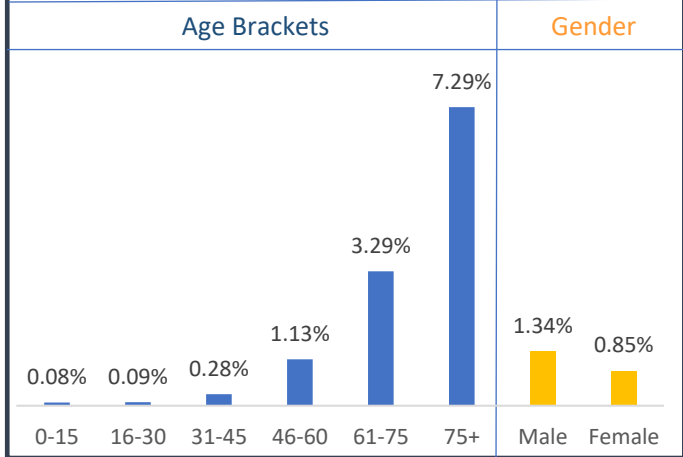
WEST BENGAL COVID-19 HEALTH BULLETIN – 2<sup>nd</sup> JUNE 2021

X

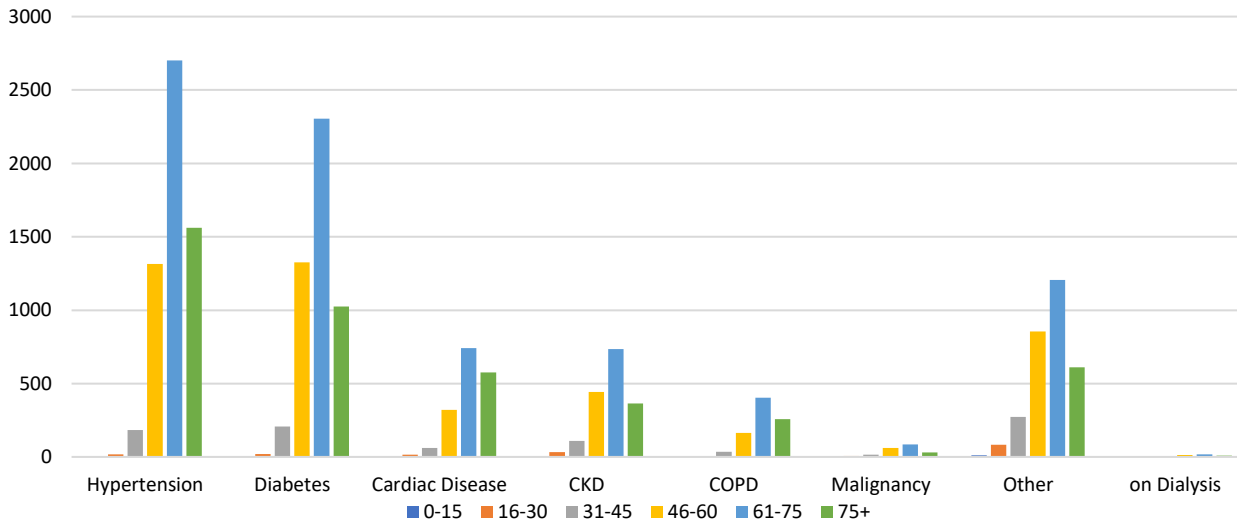
**Comorbidity Status in Deceased Cases (n=15,813)**



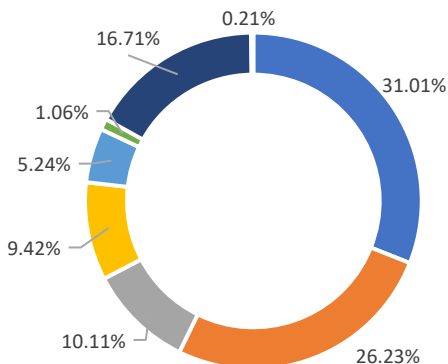
**Fatality Rate in Respective Age Brackets & Gender Group**



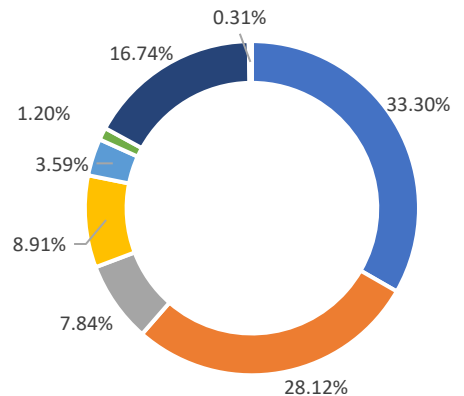
**Age Group Wise Comorbidities Among Deceased**



**Share of Comorbidities in Male**



**Share of Comorbidities in Female**



FATALITY ANALYSIS



# Department of Health & Family Welfare Govt. of West Bengal

## WEST BENGAL COVID-19 HEALTH BULLETIN – 2<sup>nd</sup> JUNE 2021

**XI**
**EQUIPMENT SUPPLY**

S. No	Equipment	Ordered by State Govt.	Received Yesterday	Total Received by State Govt.	Order Pending
1	PPEs	32.10 L	2,000	30.05 L	2.05 L
2	N95/FFP2 Masks	55.20 L	10,000	54.99 L	0.21 L
3	Regular Masks	123.84 L	20,000	116.30 L	7.54 L
4	Hand Sanitizers (In Ltrs.)	5.71 L	1,000	5.21 L	0.50 L
5	Gloves	125.00 L	20,000	107.00 L	18.00 L
6	Thermal Guns	20,000	NIL	20,000	NIL

**XII**
**DEDICATED COVID-19 HELPLINE (24 X 7)**

1. Dedicated COVID-19 Helpline : **1800 313 444 222**
2. Direct Telemedicine Line : **033 23576001**
3. Ambulance Service : **033 40902929**
4. COVID Telemedicine App "[Covid Telemedicine WB](#)" on Google Play Store
  - These services include allocation of beds in Govt. hospitals and Safe Homes
  - Telemedicine for citizens at large and those in home isolation
  - Ambulance service includes guidance and provision of Govt. ambulance
5. Tele-Psychological counselling services have started since August 1<sup>st</sup>, 2020.

General Queries			
1	A	Total Queries addressed in last 24 hours	5,541
	B	Total Queries addressed till 1 <sup>st</sup> June	18,23,002
Telemedicine			
2	A	Total consultations given in last 24 hours	2,451
	B	Total consultations given till 1 <sup>st</sup> June	6,98,857
Ambulance Services			
3	A	Ambulances assigned in last 24 hours	718
	B	Total calls received in last 24 hours	718
Tele-Psychological Counselling			
4	A	Counselling given in last 24 hours	909
	B	Counselling given till 1 <sup>st</sup> June	3,57,616

### State Government Interventions :

- Status of availability of beds for Covid positive patients in government and private hospitals along with other related services is available at [https://excise.wb.gov.in/chms/CHMS/Page/CHMS\\_State\\_Dashboard\\_New.aspx](https://excise.wb.gov.in/chms/CHMS/Page/CHMS_State_Dashboard_New.aspx)
- Safe Homes : An initiative by the Government of West Bengal for care and treatment of asymptomatic/mild symptomatic COVID patients for whom home isolation is not possible /advisable
- As per State Government advisory Satellite Health Facilities are being developed by private hospitals in close vicinity of their hospitals as separate health facility for treatment of asymptomatic/mild symptomatic COVID patients. This intervention is expected to free beds in the hospitals for serious patients.

All the guidelines and orders relating to Covid-19 are posted on [www.wbhealth.gov.in](http://www.wbhealth.gov.in)

You can follow us on :

Facebook at: <https://www.facebook.com/wbdhfw/>

Twitter at: <https://twitter.com/wbdhfw>