



# Department of Health & Family Welfare Govt. of West Bengal

## WEST BENGAL COVID-19 HEALTH BULLETIN – 28<sup>th</sup> NOVEMBER 2020

### Active COVID-19 Cases as on 28<sup>th</sup> November: 24,537

| S. No    | Subject   | Number              |
|----------|---|---------------------|
| 1        | Total COVID-19 Cases till 27 <sup>th</sup> November             | 4,73,987            |
| 2        | New COVID-19 Cases on 28 <sup>th</sup> November                 | 3,459               |
| <b>3</b> | <b>Total COVID-19 Cases till 28<sup>th</sup> November (1+2)</b> | <b>4,77,446</b>     |
| 4        | Total Discharged  | 4,44,587 (+3,487)   |
| 5        | Total Deaths as on 28 <sup>th</sup> November*                   | 8,322 (+52)         |
| <b>6</b> | <b>Active COVID-19 Cases as on 28<sup>th</sup> November</b>     | <b>24,537 (-80)</b> |
| 7        | Discharge Rate (4/3)  | 93.12%              |

Note: All figures updated till 9AM, 28<sup>th</sup> November

#Daily increase/decrease with respect to previous day is shown as (+/-)

\*Complete analysis can be referred from **Section X**, (Page no. 5)

| S. No    | Subject   | Number           |
|----------|---|------------------|
| 1        | Samples Tested till 27 <sup>th</sup> November                             | 57,44,364        |
| 2        | Samples Tested on 28 <sup>th</sup> November                               | 45,183           |
| <b>3</b> | <b>Total Number of Samples Tested till 28<sup>th</sup> November (1+2)</b> | <b>57,89,547</b> |
| 4        | Tests per Million population  | 64,328           |
| 5        | % of Positive Cases out of Samples Tested                                 | 8.25%            |
| 6        | Total Testing Laboratories*   | 95               |
| 7        | Testing Laboratories added this week                                      | 0                |
| 8        | Testing Laboratories pending approval                                     | 1                |

\*Detailed breakup of these laboratories is given on **Page 4 and Page 5**

| S. No | Subject  | Number |
|-------|--|--------|
| 1     | Total Number of Hospitals dedicated for treating COVID-19          | 102    |
| 2     | Total Number of Govt. Hospitals dedicated for treating COVID-19    | 45     |
| 3     | Total Number of Pvt. Hospitals requisitioned for treating COVID-19 | 57     |
| 4     | Total Number of earmarked COVID-19 Beds                            | 13,538 |
| 5     | % Occupancy in COVID Beds  | 28.06% |
| 6     | Total ICU/HDU Beds in the COVID Hospitals                          | 1,809  |
| 7     | Total Number of Ventilators in the COVID Hospitals                 | 1090   |

| Home Quarantine |  |           |
|-----------------|--|-----------|
| 1               | Total Home Quarantined People                        | 10,42,736 |
| 2               | Total number of people currently in Home Quarantine  | 89,822    |
| 3               | Total number of people released from Home Quarantine | 9,52,914  |
| Safe Homes      |  |           |
| 1               | Total Number of Safe Homes                           | 200       |
| 2               | Total Number of Beds in Safe Homes                   | 11,507    |
| 3               | Total Number of Patients in Safe Homes currently     | 824       |



# Department of Health & Family Welfare Govt. of West Bengal

## WEST BENGAL COVID-19 HEALTH BULLETIN – 28<sup>th</sup> NOVEMBER 2020

V

DISTRICT SNAPSHOT#

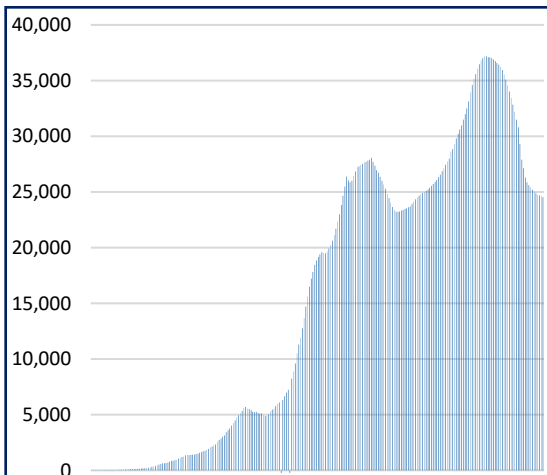
| 1            | 2                 | 3                                | 4                                | 5                          | 6 = 3-4-5                   | 7                  |
|--------------|-------------------|----------------------------------|----------------------------------|----------------------------|-----------------------------|--------------------|
| S. No        | District          | Total Cases                      | Total Discharged                 | Total Deaths               | Total Active Cases          | Last Reported Case |
| 1            | Alipurduar        | 7,187 <sup>+14</sup>             | 7,022 <sup>+25</sup>             | 83 <sup>+1</sup>           | 82 <sup>-12</sup>           | 27- Nov            |
| 2            | Coochbehar        | 10,501 <sup>+19</sup>            | 10,145 <sup>+24</sup>            | 63 <sup>+1</sup>           | 293 <sup>-6</sup>           | 27- Nov            |
| 3            | Darjeeling        | 15,177 <sup>+114</sup>           | 14,197 <sup>+116</sup>           | 179 <sup>+2</sup>          | 801 <sup>-4</sup>           | 27- Nov            |
| 4            | Kalimpong         | 1,780 <sup>+16</sup>             | 1,685 <sup>+14</sup>             | 21 <sup>+1</sup>           | 74 <sup>+1</sup>            | 27- Nov            |
| 5            | Jalpaiguri        | 12,230 <sup>+76</sup>            | 11,503 <sup>+88</sup>            | 132 <sup>+2</sup>          | 595 <sup>-14</sup>          | 27- Nov            |
| 6            | Uttar Dinajpur    | 5,691 <sup>+25</sup>             | 5,422 <sup>+10</sup>             | 62 <sup>+1</sup>           | 207 <sup>+14</sup>          | 27- Nov            |
| 7            | Dakshin Dinajpur  | 7,775 <sup>+21</sup>             | 7,479 <sup>+11</sup>             | 58                         | 238 <sup>+10</sup>          | 27- Nov            |
| 8            | Malda             | 11,364 <sup>+49</sup>            | 10,973 <sup>+28</sup>            | 97                         | 294 <sup>+21</sup>          | 27- Nov            |
| 9            | Murshidabad       | 10,760 <sup>+45</sup>            | 10,260 <sup>+37</sup>            | 120                        | 380 <sup>+8</sup>           | 27- Nov            |
| 10           | Nadia             | 18,007 <sup>+238</sup>           | 16,715 <sup>+196</sup>           | 223 <sup>+2</sup>          | 1,069 <sup>+40</sup>        | 27- Nov            |
| 11           | Birbhum           | 8,013 <sup>+46</sup>             | 7,523 <sup>+48</sup>             | 73 <sup>+1</sup>           | 417 <sup>-3</sup>           | 27- Nov            |
| 12           | Purulia           | 6,071 <sup>+19</sup>             | 5,820 <sup>+13</sup>             | 38                         | 213 <sup>+6</sup>           | 27- Nov            |
| 13           | Bankura           | 9,760 <sup>+68</sup>             | 9,227 <sup>+44</sup>             | 86 <sup>+1</sup>           | 447 <sup>+23</sup>          | 27- Nov            |
| 14           | Jhargram          | 2,537 <sup>+14</sup>             | 2,377 <sup>+40</sup>             | 17 <sup>+1</sup>           | 143 <sup>-27</sup>          | 27- Nov            |
| 15           | Paschim Medinipur | 17,833 <sup>+65</sup>            | 17,003 <sup>+26</sup>            | 252 <sup>+1</sup>          | 578 <sup>+38</sup>          | 27- Nov            |
| 16           | Purba Medinipur   | 17,893 <sup>+53</sup>            | 16,944 <sup>+34</sup>            | 234 <sup>+1</sup>          | 715 <sup>+18</sup>          | 27- Nov            |
| 17           | Purba Bardhaman   | 10,226 <sup>+114</sup>           | 9,450 <sup>+66</sup>             | 84                         | 692 <sup>+48</sup>          | 27- Nov            |
| 18           | Paschim Bardhaman | 12,954 <sup>+115</sup>           | 12,024 <sup>+46</sup>            | 125                        | 805 <sup>+69</sup>          | 27- Nov            |
| 19           | Howrah            | 30,845 <sup>+164</sup>           | 29,009 <sup>+142</sup>           | 869 <sup>+2</sup>          | 967 <sup>+20</sup>          | 27- Nov            |
| 20           | Hooghly           | 24,790 <sup>+195</sup>           | 23,503 <sup>+342</sup>           | 400 <sup>+5</sup>          | 887 <sup>-152</sup>         | 27- Nov            |
| 21           | North 24 Parganas | 99,331 <sup>+863</sup>           | 91,022 <sup>+948</sup>           | 1,960 <sup>+9</sup>        | 6,349 <sup>-94</sup>        | 27- Nov            |
| 22           | South 24 Parganas | 31,484 <sup>+236</sup>           | 29,316 <sup>+247</sup>           | 560 <sup>+7</sup>          | 1,608 <sup>-18</sup>        | 27- Nov            |
| 23           | Kolkata           | 1,05,171 <sup>+890</sup>         | 95,905 <sup>+942</sup>           | 2,583 <sup>+14</sup>       | 6,683 <sup>-66</sup>        | 27- Nov            |
| 24           | Other State       | 66                               | 63                               | 3                          | 0                           | 6-June             |
| <b>TOTAL</b> |                   | <b>4,77,446<sup>+3,459</sup></b> | <b>4,44,587<sup>+3,487</sup></b> | <b>8,322<sup>+52</sup></b> | <b>24,537<sup>-80</sup></b> |                    |

#District Wise data is subject to verification and may change

#Daily increase/decrease with respect to previous day is in superscript as +/- (Eg: +4)

VI

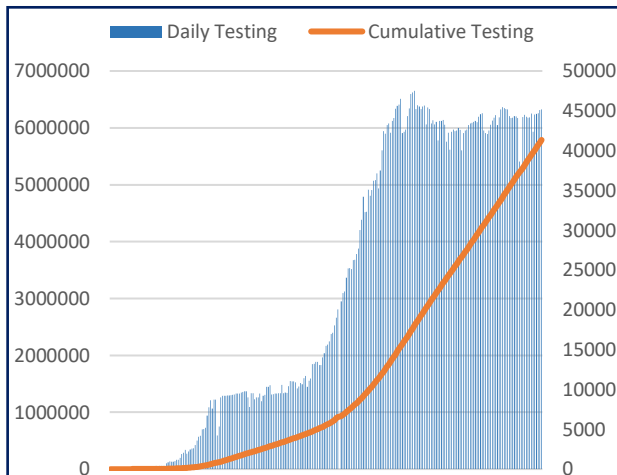
DAILY CUMULATIVE ACTIVE COVID-19 CASES



17<sup>th</sup> March to 28<sup>th</sup> Nov

VII

SAMPLES TESTED (Daily and Cumulative)



17<sup>th</sup> March to 28<sup>th</sup> Nov



Department of Health & Family Welfare  
Govt. of West Bengal

WEST BENGAL COVID-19 HEALTH BULLETIN – 28<sup>th</sup> NOVEMBER 2020

VIII

UNIT WISE EQUIPMENT SUPPLY (CUMULATIVE)

| S. No.       | Unit Name                    | PPE              | N95/FFP2         | Regular Masks    |                    | Gloves           | Sanitizer<br>(In ltr.) |
|--------------|------------------------------|------------------|------------------|------------------|--------------------|------------------|------------------------|
|              |                              |                  |                  | Reusable<br>Mask | Disposable<br>Mask |                  |                        |
| 1            | Alipurduar                   | 17,800           | 24,750           | 13,400           | 1,00,900           | 70,200           | 4,892.0                |
| 2            | Bankura                      | 43,950           | 43,700           | 27,300           | 1,61,550           | 1,04,200         | 7,248.0                |
| 3            | Birbhum                      | 36,150           | 24,300           | 32,400           | 96,050             | 49,700           | 6,171.0                |
| 4            | Bishnupur HD                 | 14,350           | 30,100           | 54,600           | 1,25,250           | 1,11,200         | 5,911.0                |
| 5            | Coochbehar                   | 32,100           | 28,450           | 26,950           | 41,100             | 7,200            | 4,354.0                |
| 6            | Dakshin Dinajpur             | 20,400           | 18,650           | 21,500           | 1,21,600           | 79,700           | 4,921.0                |
| 7            | Darjeeling                   | 51,250           | 50,650           | 22,900           | 32,200             | 10,700           | 4,298.0                |
| 8            | Diamond Harbour HD           | 40,250           | 30,300           | 28,000           | 1,07,550           | 1,01,500         | 4,034.0                |
| 9            | Hooghly                      | 61,870           | 50,250           | 47,000           | 1,74,200           | 1,54,100         | 11,041.0               |
| 10           | Howrah                       | 1,10,450         | 71,000           | 63,780           | 2,02,550           | 2,23,200         | 6,531.0                |
| 11           | Jalpaiguri                   | 34,800           | 34,600           | 45,550           | 1,11,000           | 61,200           | 5,863.0                |
| 12           | Jhargram                     | 14,750           | 14,100           | 24,890           | 57,050             | 51,200           | 4,193.0                |
| 13           | Kalimpong                    | 21,150           | 20,900           | 19,000           | 68,050             | 35,200           | 4,370.5                |
| 14           | Malda                        | 26,100           | 22,200           | 26,000           | 87,100             | 95,700           | 7,151.0                |
| 15           | Murshidabad                  | 34,333           | 50,380           | 48,700           | 1,43,100           | 1,34,200         | 10,080.0               |
| 16           | Nadia                        | 58,570           | 37,240           | 37,100           | 1,48,050           | 1,27,700         | 5,331.0                |
| 17           | North 24 Parganas            | 97,800           | 72,740           | 31,440           | 1,89,000           | 1,18,700         | 7,383.5                |
| 18           | Basirhat HD                  | 42,820           | 43,230           | 32,280           | 1,44,050           | 1,61,000         | 5,297.0                |
| 19           | Paschim Bardhaman            | 35,850           | 32,100           | 17,780           | 1,21,000           | 1,15,900         | 1,907.0                |
| 20           | Paschim Medinipur            | 32,450           | 45,300           | 41,090           | 1,55,050           | 1,37,700         | 7,235.0                |
| 21           | Purba Bardhaman              | 58,650           | 51,200           | 27,100           | 1,36,550           | 1,38,700         | 9,443.0                |
| 22           | Purba Medinipur              | 52,550           | 38,700           | 33,220           | 87,050             | 94,100           | 1,731.0                |
| 23           | Nandigram HD                 | 16,750           | 31,100           | 30,640           | 1,21,050           | 80,200           | 7,029.0                |
| 24           | Purulia                      | 49,950           | 34,100           | 52,700           | 1,48,550           | 1,21,700         | 7,421.0                |
| 25           | Rampurhat HD                 | 24,150           | 29,000           | 30,300           | 61,550             | 72,500           | 5,637.0                |
| 26           | South 24 Parganas            | 54,450           | 32,100           | 33,400           | 1,07,250           | 1,10,400         | 2,141.0                |
| 27           | Uttar Dinajpur               | 35,750           | 43,550           | 43,850           | 1,13,050           | 1,31,700         | 5,853.0                |
| 28           | Bankura S MC&H               | 19,500           | 43,150           | 10,200           | 1,82,500           | 1,86,400         | 2,660.0                |
| 29           | Coochbehar MC&H              | 13,800           | 14,400           | 14,600           | 53,500             | 83,500           | 3,042.0                |
| 30           | NB MC&H                      | 40,350           | 94,500           | 20,000           | 2,24,200           | 2,25,500         | 7,890.0                |
| 31           | Diamond Harbour MC&H         | 13,300           | 21,700           | 10,100           | 1,47,500           | 1,45,000         | 3,598.0                |
| 32           | Malda MC&H                   | 18,800           | 69,100           | 13,100           | 1,88,500           | 2,07,500         | 5,968.0                |
| 33           | Murshidabad MC&H             | 30,130           | 69,950           | 14,600           | 1,29,000           | 1,84,500         | 2,340.0                |
| 34           | Bardhaman MC&H               | 23,900           | 34,100           | 17,500           | 1,89,500           | 2,12,500         | 3,148.0                |
| 35           | Medinipur MC&H               | 53,800           | 70,200           | 34,100           | 2,49,500           | 1,92,000         | 11,198.0               |
| 36           | Purulia MC&H                 | 13,300           | 19,900           | 51,600           | 99,500             | 1,12,000         | 4,098.0                |
| 37           | Rampurhat MC&H               | 21,400           | 25,400           | 17,600           | 40,000             | 67,500           | 10,048.0               |
| 38           | Raiganj MC&H                 | 14,100           | 11,900           | 13,100           | 51,500             | 77,000           | 1,890.0                |
| 39           | JNM MC&H                     | 17,400           | 20,500           | 24,000           | 45,000             | 44,000           | 2,572.0                |
| 40           | Sagar Dutta MC&H             | 61,020           | 85,330           | 17,600           | 1,65,550           | 1,80,500         | 7,478.0                |
| 41           | ID & BG Hospital             | 45,050           | 58,800           | 20,600           | 1,01,100           | 75,500           | 2,671.0                |
| 42           | RG Kar MCH                   | 40,850           | 62,000           | 15,800           | 2,91,050           | 3,00,700         | 6,807.0                |
| 43           | NRS MCH                      | 60,250           | 88,000           | 30,800           | 2,14,550           | 1,99,200         | 4,690.0                |
| 44           | IPGMER & SSKMH               | 98,900           | 1,08,590         | 66,600           | 4,24,050           | 3,99,500         | 14,217.0               |
| 45           | Medical College, Kolkata     | 1,48,450         | 1,36,000         | 20,800           | 3,10,050           | 3,67,500         | 8,462.0                |
| 46           | CNMCH                        | 51,350           | 47,800           | 23,150           | 1,33,500           | 99,500           | 3,472.0                |
| 47           | Other Govt Dept/Institutions | 4,09,201         | 3,74,495         | 2,10,688         | 10,22,021          | 9,87,752         | 54,855.3               |
| 48           | Stock in hand-In Transit     | 3,71,968         | 7,84,535         | 7,97,951         | 1,687              | 1,158            | 34,218.9               |
| <b>TOTAL</b> |                              | <b>26,86,262</b> | <b>32,45,040</b> | <b>23,57,359</b> | <b>74,25,208</b>   | <b>70,48,210</b> | <b>3,52,790.2</b>      |

\*In addition to State supply, local procurement is also done.



# Department of Health & Family Welfare Govt. of West Bengal

## WEST BENGAL COVID-19 HEALTH BULLETIN – 28<sup>th</sup> NOVEMBER 2020

IX

DETAILS OF TESTING LABS

| S. No. | Name of Testing Lab  | Samples Tested | Method of Testing | Functional WEF  |
|--------|--|----------------|-------------------|-----------------|
| 1      | NICED  | 1,39,483       | RT-PCR            | Since Beginning |
| 2      | SSKM   | 2,07,964       | RT-PCR            | 17-Mar          |
| 3      | Medinipur MCH  | 1,36,859       | RT-PCR            | 24-Mar          |
| 4      | North Bengal MCH   | 2,34,751       | RT-PCR            | 29-Mar          |
| 5      | School of Tropical Medicine                                | 1,60,937       | RT-PCR            | 01-Apr          |
| 6      | Apollo Hospital  | 31,455         | RT-PCR            | 06-Apr          |
| 7      | Tata Medical Centre  | 15,717         | RT-PCR            | 06-Apr          |
| 8      | Malda MCH  | 1,61,095       | RT-PCR            | 08-Apr          |
| 9      | Dr. Lal Pathlab  | 1,55,374       | RT-PCR            | 17-Apr          |
| 10     | Command Hospital   | 23,183         | RT-PCR            | 17-Apr          |
| 11     | CNCI   | 15,226         | RT-PCR            | 22-Apr          |
| 12     | RG Kar MCH   | 1,68,327       | RT-PCR            | 24-Apr          |
| 13     | SURAKSHA   | 93,915         | RT-PCR            | 24-Apr          |
| 14     | Murshidabad MCH  | 1,17,292       | RT-PCR            | 26-Apr          |
| 15     | Peerless   | 37,905         | RT-PCR            | 30-Apr          |
| 16     | Burdwan MCH  | 1,19,550       | RT-PCR            | 06-May          |
| 17     | MCH Kolkata  | 80,221         | RT-PCR            | 08-May          |
| 18     | NRS MCH  | 79,536         | RT-PCR            | 12-May          |
| 19     | Sanaka Hospitals   | 86,515         | RT-PCR            | 12-May          |
| 20     | Medica Hospital  | 85,933         | RT-PCR            | 15-May          |
| 21     | Bankura MCH  | 1,01,567       | RT-PCR            | 22-May          |
| 22     | Suri DH  | 86,745         | RT-PCR            | 22-May          |
| 23     | Coochbehar GMCH  | 85,189         | RT-PCR            | 06-Jun          |
| 24     | COMJNM Kalyani   | 1,16,688       | RT-PCR            | 10-Jun          |
| 25     | Desun Hospital   | 3,644          | RT-PCR            | 17-Jun          |
| 26     | RN Tagore Hospital   | 17,045         | RT-PCR            | 24-Jun          |
| 27     | Raigunj MCH  | 58,789         | RT-PCR            | 26-Jun          |
| 28     | Jagannath Gupta Institute of Medical Sciences              | 2,926          | RT-PCR            | 06-Jul          |
| 29     | ESI-Postgraduate Institute of Medical Science and Research | 5,751          | RT-PCR            | 16-Jul          |
| 30     | Remedy Lifecare, Kolkata                                   | 6,676          | RT-PCR            | 21-Jul          |
| 31     | AMRI Dhakuria  | 28,320         | RT-PCR            | 19-May          |
| 32     | Rampurhat MCH  | 43,244         | RT-PCR            | 19-May          |
| 33     | CNMCH  | 36,464         | RT-PCR            | 20-May          |
| 34     | DH GMCH  | 64,917         | RT-PCR            | 20-May          |
| 35     | COMSDH   | 31,270         | RT-PCR            | 27-May          |
| 36     | Purulia Govt. MCH  | 51,148         | RT-PCR            | 03-Jun          |
| 37     | SRL Lab  | 51,195         | RT-PCR            | 18-Jun          |
| 38     | Probe diagnostics  | 10,317         | RT-PCR            | 14-Aug          |
| 39     | Pulse Diagnostics  | 17,971         | RT-PCR            | 12-Sept         |
| 40     | RB Diagnostic Kolkata                                      | 13,315         | RT-PCR            | 20-Sept         |
| 41     | Purba Medinipur DH   | 7,863          | RT-PCR            | 24-Sept         |
| 42     | B.P. Poddar Hospital & Medical Research Ltd                | 367            | RT-PCR            | 27-Oct          |
| 43     | Swastik Clinic & Seva Sadan Pvt. Ltd., Birbhum             | 78             | RT-PCR            | 27-Oct          |
| 44     | Repromed Diagnostic Ltd                                    | 2,362          | RT-PCR            | 24-Sept         |
| 45     | Gouri Devi Institute of Medical Sciences and Hospital      | 159            | RT-PCR            | 7-Nov           |
| 46     | AMRI Salt Lake   | 10,001         | CBNAAT            | 01-May          |
| 47     | CMRI   | 8,565          | CBNAAT            | 13-May          |
| 48     | Asansol DH   | 1,989          | TRUENAT           | 19-May          |

Note: Average tests per CBNAAT and TRUENAT machines are 32 per day and 16 per day respectively



# Department of Health & Family Welfare Govt. of West Bengal

## WEST BENGAL COVID-19 HEALTH BULLETIN – 28<sup>th</sup> NOVEMBER 2020

IX

DETAILS OF TESTING LABS

| S. No.       | Name of Testing Lab                             | Samples Tested   | Method of Testing | Functional WEF |
|--------------|---|------------------|-------------------|----------------|
| 49           | Jhargram DH                                     | 2,148            | TRUENAT           | 19-May         |
| 50           | Falakata SSH                                    | 3,205            | TRUENAT           | 20-May         |
| 51           | Balurghat DH                                    | 2,106            | TRUENAT           | 22-May         |
| 52           | Serampore DH                                    | 1,126            | TRUENAT           | 25-May         |
| 53           | Uluberia SSH                                    | 1,605            | TRUENAT           | 27-May         |
| 54           | Jangipur SDH                                    | 1,479            | TRUENAT           | 27-May         |
| 55           | Egra SDH  | 524              | TRUENAT           | 27-May         |
| 56           | MR Bangur Hospital                              | 398              | TRUENAT           | 28-May         |
| 57           | Chanchal SDH                                    | 556              | TRUENAT           | 28-May         |
| 58           | Biswa Bangla Krirangan COVID Hospital           | 68,291           | TRUENAT           | 31-May         |
| 59           | Woodlands                                       | 4,306            | CBNAAT            | 11-Jun         |
| 60           | Alipurduar DH                                   | 1,542            | TRUENAT           | 16-Jun         |
| 61           | Basirhat DH                                     | 314              | TRUENAT           | 19-Jun         |
| 62           | Anandaloke Sonoscan, Siliguri                   | 3,144            | TRUENAT           | 27-Jun         |
| 63           | Gangarampur SDH                                 | 1,033            | CBNAAT            | 16-Jul         |
| 64           | Contai SDH                                      | 286              | TRUENAT           | 20-Jul         |
| 65           | ILS hospital                                    | 1,377            | TRUENAT           | 25-Jul         |
| 66           | Uttar Latabari DH                               | 87               | TRUENAT           | 04-Aug         |
| 67           | Nandigram SSH/DH                                | 789              | TRUENAT           | 04-Aug         |
| 68           | Panskura Hospital                               | 339              | TRUENAT           | 06-Aug         |
| 69           | Chittaranjan Seva Sadan Hospital                | 1,567            | TRUENAT           | 10-Aug         |
| 70           | Dr. PK Saha Hospital, Coochbihar                | 2,243            | TRUENAT           | 11-Aug         |
| 71           | Salt Lake SDH                                   | 620              | TRUENAT           | 13-Aug         |
| 72           | Charnock Hospital                               | 2,430            | TRUENAT           | 14-Aug         |
| 73           | Gabberia SGH                                    | 114              | TRUENAT           | 15-Aug         |
| 74           | Spandan Disgnostic Center                       | 4,656            | TRUENAT           | 16-Aug         |
| 75           | Kakdwip SSH                                     | 157              | TRUENAT           | 17-Aug         |
| 76           | Mal SSH   | 73               | TRUENAT           | 18-Aug         |
| 77           | Howrah DH                                       | 128              | TRUENAT           | 21-Aug         |
| 78           | Sagardighi SSH                                  | 258              | TRUENAT           | 2-Sept         |
| 79           | Domkal SSH                                      | 149              | TRUENAT           | 6-Sept         |
| 80           | Udaynarayanpur SGH Howrah                       | 38               | TRUENAT           | 7- Sept        |
| 81           | GD Hospital & Diabetes Institute, Howrah        | 621              | CBNAAT            | 8-Sept         |
| 82           | Nightingale Diagnostic & Medicare Centre        | 988              | TRUENAT           | 12-Sept        |
| 83           | Bhagirathi Neotia Woman * Child Care Centre     | 184              | CBNAAT            | 16-Sept        |
| 84           | Krishnanagar DTC                                | 83               | TRUENAT           | 29-Sept        |
| 85           | Mission Hospital, Durgapur                      | 2,904            | TRUENAT           | 29-Sept        |
| 86           | Medinova, Kolkata                               | 1,316            | TRUENAT           | 1-Oct          |
| 87           | Specialist Clinic & Diagnostic, Barasat         | 365              | TRUENAT           | 1-Oct          |
| 88           | MSS Bansal Medical, Kolkata                     | 1,891            | TRUENAT           | 2-Oct          |
| 89           | TLJ, SGH, Howrah                                | 20               | TRUENAT           | 2-Oct          |
| 90           | Narayan Memorial Hospital, Kolkata              | 142              | TRUENAT           | 2-Oct          |
| 91           | Kalimpong DH                                    | 225              | TRUENAT           | 6-Oct          |
| 92           | Mirik BPHC, Darjeeling                          | 135              | TRUENAT           | 9-Oct          |
| 93           | Barjore SSH, Bankura                            | 88               | TRUENAT           | 11-Oct         |
| 94           | Darjeeling DH                                   | 93               | TRUENAT           | 11-Oct         |
| 95           | Metropolis Kolkata                              | 339              | TRUENAT           | 14-Oct         |
| 96           | <i>Antigen Test done within the State</i>       | 25,31,193        | -                 | -              |
| 97           | <i>Samples Tested in Labs Outside the State</i> | 1,26,069         | RT-PCR            | -              |
| <b>TOTAL</b> |   | <b>57,89,547</b> |                   |                |

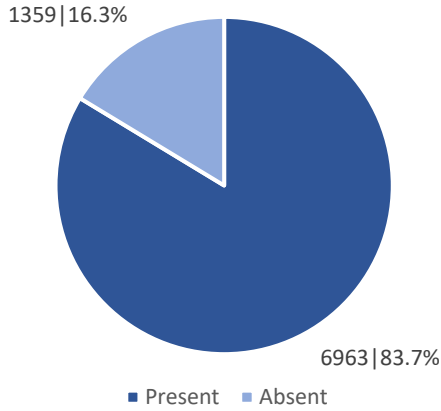
Note: Average tests per CBNAAT and TRUENAT machines are 32 per day and 16 per day respectively



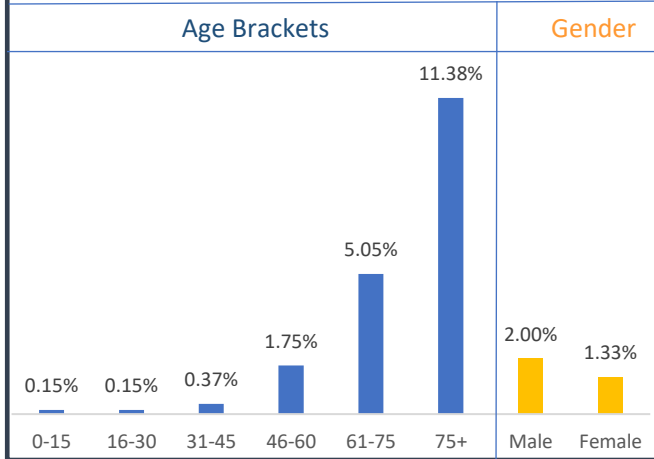
WEST BENGAL COVID-19 HEALTH BULLETIN – 28<sup>th</sup> NOVEMBER 2020

X

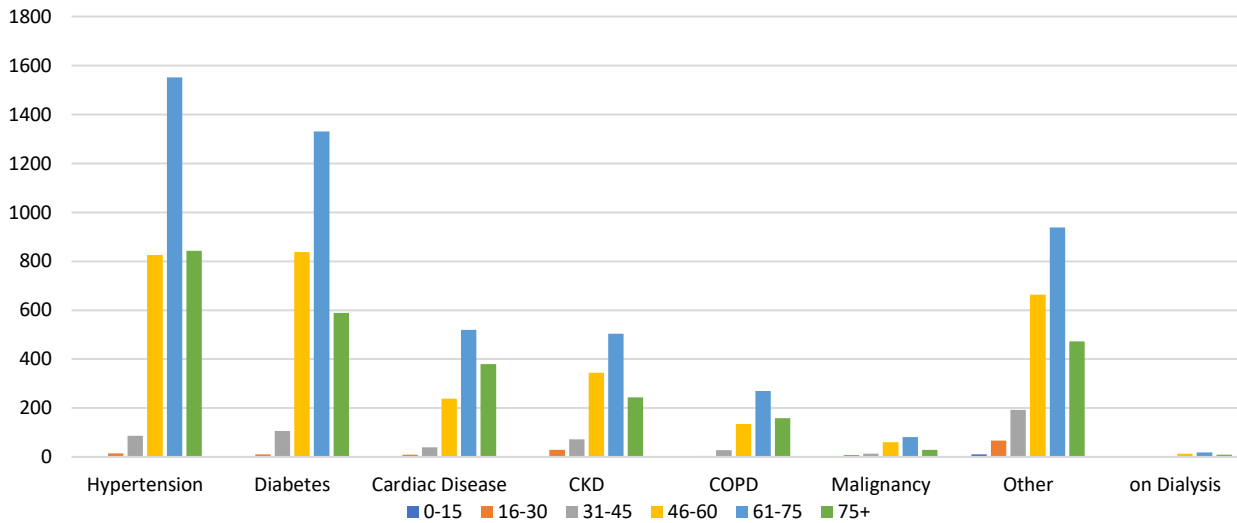
**Comorbidity Status in Deceased Cases (n=8,322)**



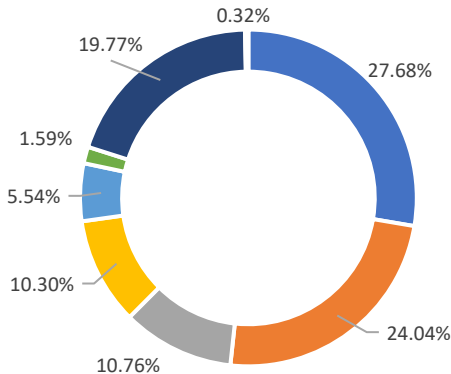
**Fatality Rate in Respective Age Brackets & Gender Group**



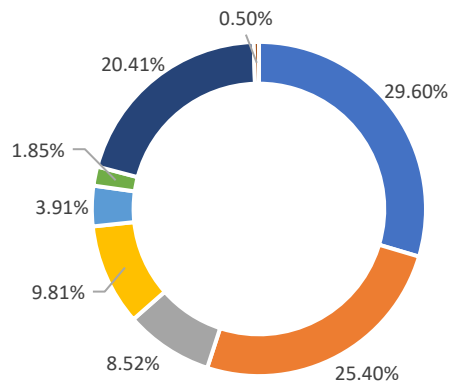
**Age Group Wise Comorbidities Among Deceased**



**Share of Comorbidities in Male**



**Share of Comorbidities in Female**



FATALITY ANALYSIS



# Department of Health & Family Welfare Govt. of West Bengal

## WEST BENGAL COVID-19 HEALTH BULLETIN – 28<sup>th</sup> NOVEMBER 2020

**XI**
**EQUIPMENT SUPPLY**

| S. No | Equipment                  | Ordered by State Govt. | Received Yesterday | Total Received by State Govt. | Order Pending |
|-------|----------------------------|------------------------|--------------------|-------------------------------|---------------|
| 1     | PPEs                       | 29.10 L                | 2,000              | 26.15 L                       | 2.95 L        |
| 2     | N95/FFP2 Masks             | 36.20 L                | 25,000             | 31.49 L                       | 4.71 L        |
| 3     | Regular Masks              | 85.20 L                | 30,000             | 77.55 L                       | 7.65 L        |
| 4     | Hand Sanitizers (In Ltrs.) | 3.61 L                 | 1,000              | 3.35 L                        | 0.26 L        |
| 5     | Gloves                     | 75.00 L                | 25,000             | 67.35 L                       | 7.65 L        |
| 6     | Thermal Guns               | 20,000                 | NIL                | 20,000                        | NIL           |

**XII**
**DEDICATED COVID-19 HELPLINE (24 X 7)**

1. Dedicated COVID-19 Helpline : **1800 313 444 222**
2. Direct Telemedicine Line : **033 23576001**
3. Ambulance Service : **033 40902929**
4. COVID Telemedicine App "[Covid Telemedicine WB](#)" on Google Play Store
  - These services include allocation of beds in Govt. hospitals and Safe Homes
  - Telemedicine for citizens at large and those in home isolation
  - Ambulance service includes guidance and provision of Govt. ambulance
5. Tele-Psychological counselling services have started since August 1<sup>st</sup>, 2020.

### General Queries

|   |   |  |           |
|---|---|--|-----------|
| 1 | A | Total Queries addressed in last 24 hours               | 2,724     |
|   | B | Total Queries addressed till 27 <sup>th</sup> November | 14,46,609 |

### Telemedicine

|   |   |  |          |
|---|---|--|----------|
| 2 | A | Total consultations given in last 24 hours               | 2,889    |
|   | B | Total consultations given till 27 <sup>th</sup> November | 4,87,580 |

### Ambulance Services

|   |   |                                       |     |
|---|---|---------------------------------------|-----|
| 3 | A | Ambulances assigned in last 24 hours  | 427 |
|   | B | Total calls received in last 24 hours | 431 |

### Tele-Psychological Counselling

|   |   |  |          |
|---|---|--|----------|
| 4 | A | Counselling given in last 24 hours               | 2,950    |
|   | B | Counselling given till 27 <sup>th</sup> November | 1,83,654 |

### State Government Interventions :

- Weekly death rate is 1.48% .Both death rate and Infection rate are showing a downward trend.
- Additional 1974 Oxygenated beds and 805 ICU/HDU beds will be added within November 2020
- Status of availability of beds for COVID positive patients in government and private hospitals is available at Health & FW Department's website: [www.wbhealth.gov.in](http://www.wbhealth.gov.in)
- Safe Homes : An initiative by the Government of West Bengal for care and treatment of asymptomatic/mild symptomatic COVID patients for whom home isolation is not possible /advisable
- As per State Government advisory Satellite Health Facilities are being developed by private hospitals in close vicinity of their hospitals as separate health facility for treatment of asymptomatic/mild symptomatic COVID patients. This intervention is expected to free beds in the hospitals for serious patients.

All the guidelines and orders relating to Covid-19 are posted on [www.wbhealth.gov.in](http://www.wbhealth.gov.in)

You can follow us on :

Facebook at: <https://www.facebook.com/wbdhfw/>

Twitter at: <https://twitter.com/wbdhfw>