



Department of Health & Family Welfare Govt. of West Bengal

WEST BENGAL COVID-19 HEALTH BULLETIN – 27th DECEMBER 2020

Active COVID-19 Cases as on 27th December: 13,774

| COVID 19 STATUS | S. No | Subject | Number |
|-----------------|----------|---|----------------------|
| | 1 | Total COVID-19 Cases till 26 th December | 5,46,008 |
| | 2 | New COVID-19 Cases on 27 th December | 1,435 |
| | 3 | Total COVID-19 Cases till 27th December (1+2) | 5,47,443 |
| | 4 | Total Discharged | 5,24,071 (+1,740) |
| | 5 | Total Deaths as on 27 th December* | 9,598 (+29) |
| | 6 | Active COVID-19 Cases as on 27th December | 13,774 (-334) |
| | 7 | Discharge Rate (4/3) | 95.73% |

Note: All figures updated till 9AM, 27th December

#Daily increase/decrease with respect to previous day is shown as (+/-)

*Complete analysis can be referred from **Section X**, (Page no. 5)

| TESTING SNAPSHOT | S. No | Subject | Number |
|------------------|---------------------------------------|---|------------------|
| | 1 | Samples Tested till 26 th December | 69,27,608 |
| | 2 | Samples Tested on 27 th December | 38,118 |
| | 3 | Total Number of Samples Tested till 27th December (1+2) | 69,65,726 |
| | 4 | Tests per Million population | 77,397 |
| | 5 | % of Positive Cases out of Samples Tested | 7.86% |
| | 6 | Total Testing Laboratories* | 98 |
| | 7 | Testing Laboratories added this week | 1 |
| 8 | Testing Laboratories pending approval | 1 | |

*Detailed breakup of these laboratories is given on **Page 4 and Page 5**

| INFRASTRUCTURE DETAILS | S. No | Subject | Number |
|------------------------|--|--|--------|
| | 1 | Total Number of Hospitals dedicated for treating COVID-19 | 102 |
| | 2 | Total Number of Govt. Hospitals dedicated for treating COVID-19 | 45 |
| | 3 | Total Number of Pvt. Hospitals requisitioned for treating COVID-19 | 57 |
| | 4 | Total Number of earmarked COVID-19 Beds | 13,588 |
| | 5 | % Occupancy in COVID Beds | 13.05% |
| | 6 | Total ICU/HDU Beds in the COVID Hospitals | 2,523 |
| 7 | Total Number of Ventilators in the COVID Hospitals | 1,279 | |

| QUARANTINE DETAILS | Home Quarantine | | |
|--------------------|-----------------|--|-----------|
| | 1 | Total Home Quarantined People | 11,86,470 |
| | 2 | Total number of people currently in Home Quarantine | 79,663 |
| | 3 | Total number of people released from Home Quarantine | 11,06,807 |
| | <hr/> | | |
| | 1 | Total Number of Safe Homes | 200 |
| | 2 | Total Number of Beds in Safe Homes | 11,507 |
| | 3 | Total Number of Patients in Safe Homes currently | 120 |



Department of Health & Family Welfare Govt. of West Bengal

WEST BENGAL COVID-19 HEALTH BULLETIN – 27th DECEMBER 2020

V

DISTRICT SNAPSHOT#

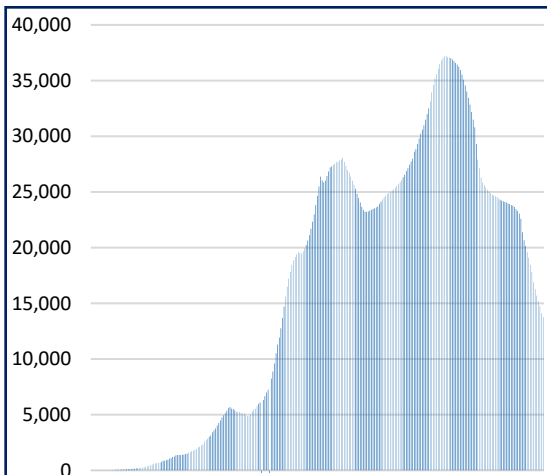
| 1 | 2 | 3 | 4 | 5 | 6 = 3-4-5 | 7 |
|--------------|-------------------|----------------------------------|----------------------------------|----------------------------|------------------------------|--------------------|
| S. No | District | Total Cases | Total Discharged | Total Deaths | Total Active Cases | Last Reported Case |
| 1 | Alipurduar | 7,617 ⁺⁸ | 7,475 ⁺⁷ | 85 | 57 ⁺¹ | 26- Dec |
| 2 | Coochbehar | 11,626 ⁺²⁸ | 11,184 ⁺²⁶ | 71 | 371 ⁺² | 26- Dec |
| 3 | Darjeeling | 17,638 ⁺⁴⁵ | 16,953 ⁺⁴⁶ | 197 | 488 ⁻¹ | 26- Dec |
| 4 | Kalimpong | 2,141 ⁺⁸ | 2,066 ⁺⁵ | 23 | 52 ⁺³ | 26- Dec |
| 5 | Jalpaiguri | 14,257 ⁺³⁵ | 13,671 ⁺³⁴ | 155 | 431 ⁺¹ | 26- Dec |
| 6 | Uttar Dinajpur | 6,391 ⁺¹¹ | 6,150 ⁺¹⁵ | 71 | 170 ⁺⁴ | 26- Dec |
| 7 | Dakshin Dinajpur | 8,059 ⁺³ | 7,925 ⁺¹⁰ | 72 | 62 ⁻⁷ | 26- Dec |
| 8 | Malda | 12,425 ⁺²⁴ | 11,975 ⁺²¹ | 111 | 339 ⁺³ | 26- Dec |
| 9 | Murshidabad | 11,871 ⁺²⁵ | 11,377 ⁺³⁰ | 145 | 349 ⁻⁵ | 26- Dec |
| 10 | Nadia | 21,435 ⁺⁷² | 20,495 ⁺⁸⁴ | 281 | 659 ⁻¹² | 26- Dec |
| 11 | Birbhum | 9,504 ⁺³¹ | 9,096 ⁺³² | 84 | 324 ⁻¹ | 26- Dec |
| 12 | Purulia | 6,872 ⁺²² | 6,517 ⁺¹⁹ | 46 ⁺¹ | 309 ⁺² | 26- Dec |
| 13 | Bankura | 11,282 ⁺³³ | 10,798 ⁺³⁵ | 88 | 396 ⁻² | 26- Dec |
| 14 | Jhargram | 2,942 ⁺⁷ | 2,879 ⁺¹⁰ | 21 | 42 ⁻³ | 26- Dec |
| 15 | Paschim Medinipur | 19,738 ⁺⁴⁵ | 18,901 ⁺⁵⁰ | 290 | 547 ⁻⁵ | 26- Dec |
| 16 | Purba Medinipur | 19,964 ⁺⁴³ | 19,083 ⁺⁶⁶ | 272 | 609 ⁻²³ | 26- Dec |
| 17 | Purba Bardhaman | 12,157 ⁺³³ | 11,750 ⁺⁴⁴ | 92 | 315 ⁻¹¹ | 26- Dec |
| 18 | Paschim Bardhaman | 15,277 ⁺⁶⁵ | 14,539 ⁺⁶⁰ | 151 ⁺³ | 587 ⁺² | 26- Dec |
| 19 | Howrah | 34,347 ⁺⁸⁵ | 32,641 ⁺⁷⁹ | 993 ⁺² | 713 ⁺⁴ | 26- Dec |
| 20 | Hooghly | 28,253 ⁺⁷⁸ | 27,007 ⁺⁷¹ | 453 | 793 ⁺⁷ | 26- Dec |
| 21 | North 24 Parganas | 1,15,533 ⁺³³⁸ | 1,10,927 ⁺⁴¹¹ | 2,300 ⁺⁷ | 2,306 ⁻⁸⁰ | 26- Dec |
| 22 | South 24 Parganas | 35,811 ⁺⁸¹ | 34,527 ⁺¹²⁶ | 665 ⁺³ | 619 ⁻⁴⁸ | 26- Dec |
| 23 | Kolkata | 1,22,237 ⁺³¹⁵ | 1,16,072 ⁺⁴⁵⁹ | 2,929 ⁺¹³ | 3,236 ⁻¹⁵⁷ | 26- Dec |
| 24 | Other State | 66 | 63 | 3 | 0 | 6-June |
| TOTAL | | 5,47,443^{+1,435} | 5,24,071^{+1,740} | 9,598⁺²⁹ | 13,774⁻³³⁴ | |

#District Wise data is subject to verification and may change

#Daily increase/decrease with respect to previous day is in superscript as +/- (Eg: +4)

VI

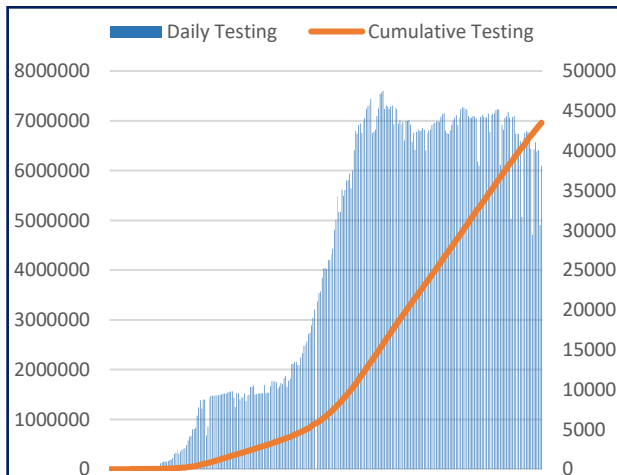
DAILY CUMULATIVE ACTIVE COVID-19 CASES



17th March to 27th Dec

VII

SAMPLES TESTED (Daily and Cumulative)



17th March to 27th Dec



Department of Health & Family Welfare
Govt. of West Bengal

WEST BENGAL COVID-19 HEALTH BULLETIN – 27th DECEMBER 2020

VIII

UNIT WISE EQUIPMENT SUPPLY (CUMULATIVE)

| S. No. | Unit Name | PPE | N95/FFP2 | Regular Masks | | Gloves | Sanitizer (In ltr.) |
|--------------|------------------------------|------------------|------------------|------------------|--------------------|------------------|------------------------|
| | | | | Reusable Mask | Disposable Mask | | |
| 1 | Alipurduar | 17,800 | 26,250 | 13,400 | 1,00,900 | 74,200 | 5,092.0 |
| 2 | Bankura | 44,950 | 46,700 | 27,300 | 1,61,550 | 1,04,200 | 7,448.0 |
| 3 | Birbhum | 36,150 | 28,300 | 32,400 | 96,050 | 49,700 | 6,171.0 |
| 4 | Bishnupur HD | 15,350 | 31,600 | 54,600 | 1,25,750 | 1,17,200 | 6,061.0 |
| 5 | Coochbehar | 33,600 | 29,450 | 26,950 | 41,100 | 7,200 | 4,354.0 |
| 6 | Dakshin Dinajpur | 20,400 | 19,650 | 21,500 | 1,21,600 | 83,700 | 4,921.0 |
| 7 | Darjeeling | 52,250 | 50,650 | 22,900 | 32,200 | 10,700 | 4,498.0 |
| 8 | Diamond Harbour HD | 51,250 | 32,300 | 28,000 | 1,07,550 | 1,11,500 | 4,284.0 |
| 9 | Hooghly | 64,870 | 51,250 | 47,000 | 1,74,200 | 1,59,100 | 11,041.0 |
| 10 | Howrah | 1,13,450 | 78,000 | 63,780 | 2,02,550 | 2,33,200 | 6,531.0 |
| 11 | Jalpaiguri | 34,800 | 38,100 | 45,550 | 1,11,000 | 61,200 | 6,063.0 |
| 12 | Jhargram | 16,750 | 16,100 | 24,890 | 57,050 | 56,200 | 4,443.0 |
| 13 | Kalimpong | 21,150 | 20,900 | 19,000 | 68,050 | 35,200 | 4,370.5 |
| 14 | Malda | 26,100 | 23,200 | 26,000 | 87,100 | 97,700 | 7,151.0 |
| 15 | Murshidabad | 35,333 | 51,380 | 48,700 | 1,43,100 | 1,40,200 | 10,080.0 |
| 16 | Nadia | 62,070 | 39,740 | 37,100 | 1,49,050 | 1,39,700 | 5,831.0 |
| 17 | North 24 Parganas | 1,01,000 | 77,740 | 31,440 | 1,90,000 | 1,23,700 | 7,383.5 |
| 18 | Basirhat HD | 44,320 | 45,230 | 32,280 | 1,44,050 | 1,65,000 | 5,647.0 |
| 19 | Paschim Bardhaman | 37,850 | 35,100 | 17,780 | 1,21,000 | 1,21,900 | 2,257.0 |
| 20 | Paschim Medinipur | 32,450 | 45,300 | 41,090 | 1,56,050 | 1,42,700 | 7,435.0 |
| 21 | Purba Bardhaman | 58,650 | 51,700 | 27,100 | 1,36,550 | 1,53,700 | 9,943.0 |
| 22 | Purba Medinipur | 54,550 | 41,200 | 33,220 | 87,050 | 1,00,100 | 1,731.0 |
| 23 | Nandigram HD | 18,750 | 33,100 | 30,640 | 1,21,050 | 83,200 | 7,279.0 |
| 24 | Purulia | 50,450 | 34,600 | 52,700 | 1,48,550 | 1,21,700 | 7,421.0 |
| 25 | Rampurhat HD | 24,150 | 29,000 | 30,300 | 62,050 | 74,500 | 5,637.0 |
| 26 | South 24 Parganas | 57,450 | 33,600 | 33,400 | 1,07,250 | 1,10,400 | 2,141.0 |
| 27 | Uttar Dinajpur | 35,750 | 43,550 | 43,850 | 1,13,050 | 1,31,700 | 5,853.0 |
| 28 | Bankura S MC&H | 21,000 | 46,650 | 10,200 | 1,82,500 | 2,16,400 | 2,660.0 |
| 29 | Coochbehar MC&H | 13,800 | 14,900 | 14,600 | 53,500 | 83,500 | 3,442.0 |
| 30 | NB MC&H | 40,350 | 96,000 | 20,000 | 2,24,200 | 2,40,500 | 7,890.0 |
| 31 | Diamond Harbour MC&H | 13,300 | 24,200 | 10,100 | 1,47,500 | 1,50,000 | 3,898.0 |
| 32 | Malda MC&H | 18,800 | 71,100 | 13,100 | 1,88,500 | 2,27,500 | 5,968.0 |
| 33 | Murshidabad MC&H | 31,630 | 73,950 | 14,600 | 1,29,000 | 2,12,000 | 2,340.0 |
| 34 | Bardhaman MC&H | 23,900 | 34,100 | 17,500 | 1,89,500 | 2,27,500 | 3,448.0 |
| 35 | Medinipur MC&H | 56,300 | 72,700 | 34,100 | 2,53,000 | 2,00,000 | 11,598.0 |
| 36 | Purulia MC&H | 13,300 | 19,900 | 51,600 | 99,500 | 1,21,000 | 4,098.0 |
| 37 | Rampurhat MC&H | 21,400 | 25,900 | 17,600 | 40,000 | 77,500 | 10,048.0 |
| 38 | Raiganj MC&H | 14,100 | 11,900 | 13,100 | 56,500 | 87,000 | 2,190.0 |
| 39 | JNM MC&H | 17,400 | 21,000 | 24,000 | 45,000 | 59,500 | 2,972.0 |
| 40 | Sagar Dutta MC&H | 67,520 | 93,830 | 17,600 | 1,76,550 | 2,08,000 | 7,978.0 |
| 41 | ID & BG Hospital | 45,050 | 59,800 | 20,600 | 1,01,100 | 77,500 | 2,671.0 |
| 42 | RG Kar MCH | 40,850 | 66,500 | 15,800 | 3,01,050 | 3,40,200 | 7,207.0 |
| 43 | NRS MCH | 63,250 | 95,500 | 30,800 | 2,15,550 | 2,19,200 | 5,090.0 |
| 44 | IPGMER & SSKMH | 98,900 | 1,11,090 | 66,600 | 4,29,050 | 4,29,500 | 15,317.0 |
| 45 | Medical College, Kolkata | 1,66,450 | 1,50,000 | 20,800 | 3,26,050 | 4,27,500 | 9,262.0 |
| 46 | CNMCH | 52,350 | 48,300 | 23,150 | 1,33,500 | 1,01,500 | 3,672.0 |
| 47 | Other Govt Dept/Institutions | 4,31,051 | 3,90,795 | 2,26,188 | 10,69,271 | 10,74,202 | 59,055.0 |
| 48 | Stock in hand-In Transit | 3,45,918 | 12,98,235 | 8,72,451 | 5,43,937 | 1,73,708 | 49,918.0 |
| TOTAL | | 27,58,262 | 38,80,040 | 24,47,359 | 80,70,208 | 77,63,210 | 3,81,789.0 |

*In addition to State supply, local procurement is also done.



Department of Health & Family Welfare Govt. of West Bengal

WEST BENGAL COVID-19 HEALTH BULLETIN – 27th DECEMBER 2020

IX

DETAILS OF TESTING LABS

| S. No. | Name of Testing Lab | Samples Tested | Method of Testing | Functional WEF |
|--------|--|----------------|-------------------|-----------------|
| 1 | NICED | 1,48,127 | RT-PCR | Since Beginning |
| 2 | SSKM | 2,32,627 | RT-PCR | 17-Mar |
| 3 | Medinipur MCH | 1,42,561 | RT-PCR | 24-Mar |
| 4 | North Bengal MCH | 2,66,840 | RT-PCR | 29-Mar |
| 5 | School of Tropical Medicine | 1,82,638 | RT-PCR | 01-Apr |
| 6 | Apollo Hospital | 36,955 | RT-PCR | 06-Apr |
| 7 | Tata Medical Centre | 17,138 | RT-PCR | 06-Apr |
| 8 | Malda MCH | 1,85,779 | RT-PCR | 08-Apr |
| 9 | Dr. Lal Pathlab | 1,74,646 | RT-PCR | 17-Apr |
| 10 | Command Hospital | 26,620 | RT-PCR | 17-Apr |
| 11 | CNCI | 17,354 | RT-PCR | 22-Apr |
| 12 | RG Kar MCH | 1,94,533 | RT-PCR | 24-Apr |
| 13 | SURAKSHA | 1,04,313 | RT-PCR | 24-Apr |
| 14 | Murshidabad MCH | 1,35,541 | RT-PCR | 26-Apr |
| 15 | Peerless | 44,327 | RT-PCR | 30-Apr |
| 16 | Burdwan MCH | 1,41,078 | RT-PCR | 06-May |
| 17 | MCH Kolkata | 88,012 | RT-PCR | 08-May |
| 18 | NRS MCH | 91,371 | RT-PCR | 12-May |
| 19 | Sanaka Hospitals | 92,440 | RT-PCR | 12-May |
| 20 | Medica Hospital | 96,243 | RT-PCR | 15-May |
| 21 | Bankura MCH | 1,20,624 | RT-PCR | 22-May |
| 22 | Suri DH | 1,04,714 | RT-PCR | 22-May |
| 23 | Coochbehar GMCH | 1,06,892 | RT-PCR | 06-Jun |
| 24 | COMJNM Kalyani | 1,35,919 | RT-PCR | 10-Jun |
| 25 | Desun Hospital | 4,232 | RT-PCR | 17-Jun |
| 26 | RN Tagore Hospital | 21,877 | RT-PCR | 24-Jun |
| 27 | Raigunj MCH | 69,478 | RT-PCR | 26-Jun |
| 28 | Jagannath Gupta Institute of Medical Sciences | 3,468 | RT-PCR | 06-Jul |
| 29 | ESI-Postgraduate Institute of Medical Science and Research | 7,080 | RT-PCR | 16-Jul |
| 30 | Remedy Lifecare, Kolkata | 8,257 | RT-PCR | 21-Jul |
| 31 | AMRI Dhakuria | 33,064 | RT-PCR | 19-May |
| 32 | Rampurhat MCH | 56,048 | RT-PCR | 19-May |
| 33 | CNMCH | 43,276 | RT-PCR | 20-May |
| 34 | DH GMCH | 88,943 | RT-PCR | 20-May |
| 35 | COMSDH | 35,995 | RT-PCR | 27-May |
| 36 | Purulia Govt. MCH | 60,733 | RT-PCR | 03-Jun |
| 37 | SRL Lab | 71,233 | RT-PCR | 18-Jun |
| 38 | Probe diagnostics | 17,205 | RT-PCR | 14-Aug |
| 39 | Pulse Diagnostics | 29,082 | RT-PCR | 12-Sept |
| 40 | RB Diagnostic Kolkata | 22,696 | RT-PCR | 20-Sept |
| 41 | Purba Medinipur DH | 13,124 | RT-PCR | 24-Sept |
| 42 | B.P. Poddar Hospital & Medical Research Ltd | 766 | RT-PCR | 27-Oct |
| 43 | Swastik Clinic & Seva Sadan Pvt. Ltd., Birbhum | 151 | RT-PCR | 27-Oct |
| 44 | Repromed Diagnostic Ltd | 5,729 | RT-PCR | 24-Sept |
| 45 | Gouri Devi Institute of Medical Sciences and Hospital | 466 | RT-PCR | 7-Nov |
| 46 | IQ City Medical College Durgapur | 778 | RT-PCR | 4-Dec |
| 47 | Imambara DH, Hooghly | 405 | RT-PCR | 15-Dec |
| 48 | Saroj Gupta Cancer Center & Research Institute | 51 | RT-PCR | 23-Dec |
| 49 | AMRI Salt Lake | 11,601 | CBNAAT | 01-May |
| 50 | CMRI | 10,109 | CBNAAT | 13-May |
| 51 | Asansol DH | 2,183 | TRUENAT | 19-May |

Note: Average tests per CBNAAT and TRUENAT machines are 32 per day and 16 per day respectively



Department of Health & Family Welfare Govt. of West Bengal

WEST BENGAL COVID-19 HEALTH BULLETIN – 27th DECEMBER 2020

IX

DETAILS OF TESTING LABS

| S. No. | Name of Testing Lab | Samples Tested | Method of Testing | Functional WEF |
|--------------|--|------------------|-------------------|----------------|
| 52 | Jhargram DH | 2,293 | TRUENAT | 19-May |
| 53 | Falakata SSH | 3,800 | TRUENAT | 20-May |
| 54 | Balurghat DH | 2,166 | TRUENAT | 22-May |
| 55 | Serampore DH | 1,148 | TRUENAT | 25-May |
| 56 | Uluberia SSH | 1,684 | TRUENAT | 27-May |
| 57 | Jangipur SDH | 1,640 | TRUENAT | 27-May |
| 58 | Egra SDH | 524 | TRUENAT | 27-May |
| 59 | MR Bangur Hospital | 399 | TRUENAT | 28-May |
| 60 | Chanchal SDH | 557 | TRUENAT | 28-May |
| 61 | Biswa Bangla Krirangan COVID Hospital | 77,519 | TRUENAT | 31-May |
| 62 | Woodlands | 5,571 | CBNAAT | 11-Jun |
| 63 | Alipurduar DH | 1,542 | TRUENAT | 16-Jun |
| 64 | Basirhat DH | 330 | TRUENAT | 19-Jun |
| 65 | Anandaloke Sonoscan, Siliguri | 3,983 | TRUENAT | 27-Jun |
| 66 | Gangarampur SDH | 1,131 | CBNAAT | 16-Jul |
| 67 | Contai SDH | 1,545 | TRUENAT | 20-Jul |
| 68 | ILS hospital | 1,438 | TRUENAT | 25-Jul |
| 69 | Uttar Latabari DH | 89 | TRUENAT | 04-Aug |
| 70 | Nandigram SSH/DH | 790 | TRUENAT | 04-Aug |
| 71 | Panskura Hospital | 400 | TRUENAT | 06-Aug |
| 72 | Chittaranjan Seva Sadan Hospital | 1,672 | TRUENAT | 10-Aug |
| 73 | Dr. PK Saha Hospital, Coochbihar | 2,707 | TRUENAT | 11-Aug |
| 74 | Salt Lake SDH | 747 | TRUENAT | 13-Aug |
| 75 | Charnock Hospital | 3,318 | TRUENAT | 14-Aug |
| 76 | Gabberia SGH | 144 | TRUENAT | 15-Aug |
| 77 | Spandan Disgnostic Center | 5,678 | TRUENAT | 16-Aug |
| 78 | Kakdwip SSH | 188 | TRUENAT | 17-Aug |
| 79 | Mal SSH | 88 | TRUENAT | 18-Aug |
| 80 | Howrah DH | 146 | TRUENAT | 21-Aug |
| 81 | Sagardighi SSH | 283 | TRUENAT | 2-Sept |
| 82 | Domkal SSH | 164 | TRUENAT | 6-Sept |
| 83 | Udaynarayanpur SGH Howrah | 45 | TRUENAT | 7- Sept |
| 84 | GD Hospital & Diabetes Institute, Howrah | 766 | CBNAAT | 8-Sept |
| 85 | Nightingale Diagnostic & Medicare Centre | 1,417 | TRUENAT | 12-Sept |
| 86 | Bhagirathi Neotia Woman * Child Care Centre | 251 | CBNAAT | 16-Sept |
| 87 | Krishnanagar DTC | 131 | TRUENAT | 29-Sept |
| 88 | Mission Hospital, Durgapur | 4,571 | TRUENAT | 29-Sept |
| 89 | Medinova, Kolkata | 1,792 | TRUENAT | 1-Oct |
| 90 | MSS Bansal Medical, Kolkata | 3,092 | TRUENAT | 2-Oct |
| 91 | TLJ, SGH, Howrah | 27 | TRUENAT | 2-Oct |
| 92 | Narayan Memorial Hospital, Kolkata | 253 | TRUENAT | 2-Oct |
| 93 | Kalimpong DH | 312 | TRUENAT | 6-Oct |
| 94 | Mirik BPHC, Darjeeling | 136 | TRUENAT | 9-Oct |
| 95 | Barjore SSH, Bankura | 120 | TRUENAT | 11-Oct |
| 96 | Darjeeling DH | 127 | TRUENAT | 11-Oct |
| 97 | Metropolis Kolkata | 6,375 | TRUENAT | 14-Oct |
| 98 | Laboratory Services, Healthworld Hospitals, Durgapur | 526 | TRUENAT | 4-Dec |
| 99 | <i>Antigen Test done within the State</i> | 31,70,222 | - | - |
| 100 | <i>Samples Tested in Labs Outside the State</i> | 1,46,557 | RT-PCR | - |
| TOTAL | | 69,65,726 | | |

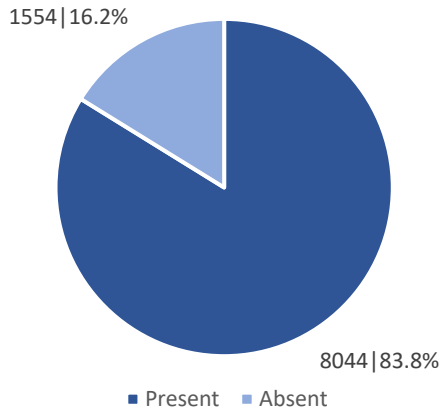
Note: Average tests per CBNAAT and TRUENAT machines are 32 per day and 16 per day respectively



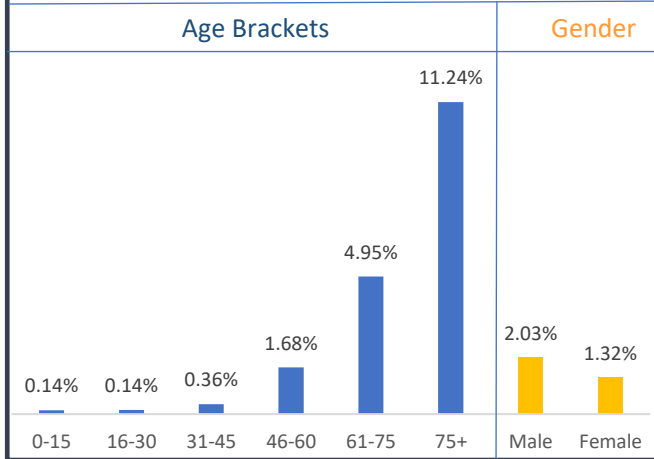
WEST BENGAL COVID-19 HEALTH BULLETIN – 27th DECEMBER 2020

X

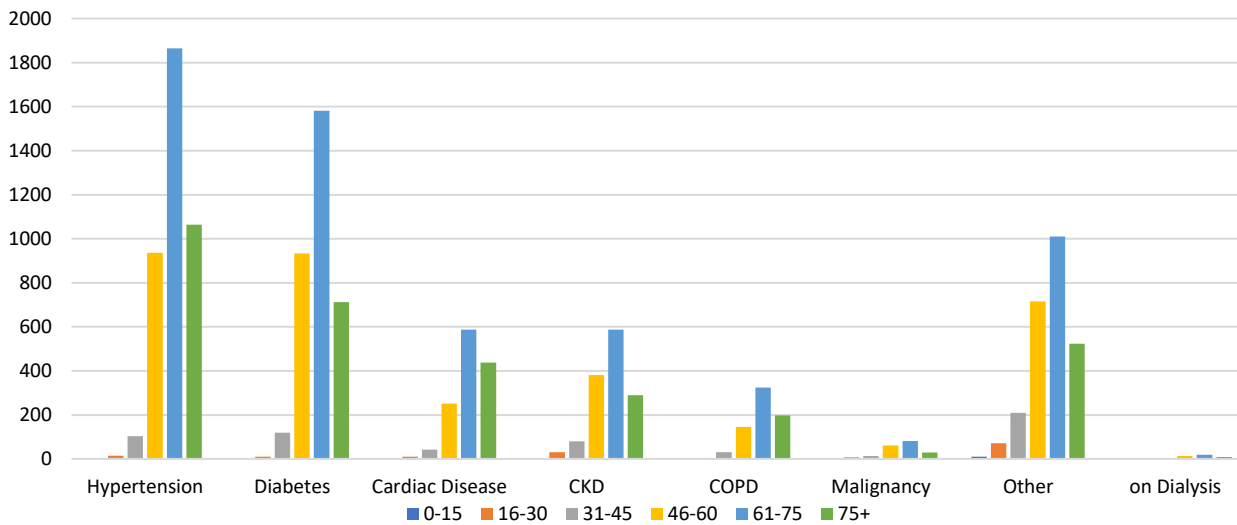
Comorbidity Status in Deceased Cases (n=9,598)



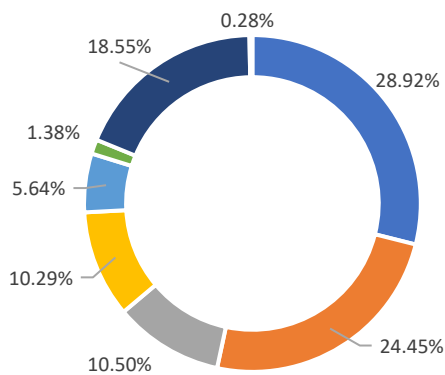
Fatality Rate in Respective Age Brackets & Gender Group



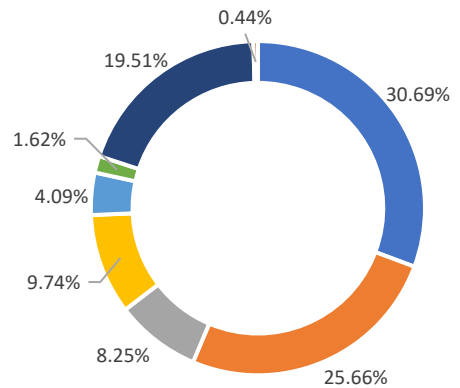
Age Group Wise Comorbidities Among Deceased



Share of Comorbidities in Male



Share of Comorbidities in Female



FATALITY ANALYSIS



Department of Health & Family Welfare Govt. of West Bengal

WEST BENGAL COVID-19 HEALTH BULLETIN – 27th DECEMBER 2020

XI
EQUIPMENT SUPPLY

| S. No | Equipment | Ordered by State Govt. | Received Yesterday | Total Received by State Govt. | Order Pending |
|-------|----------------------------|------------------------|--------------------|-------------------------------|---------------|
| 1 | PPEs | 32.10 L | 3,000 | 26.87 L | 5.23 L |
| 2 | N95/FFP2 Masks | 41.20 L | 20,000 | 37.84 L | 3.36 L |
| 3 | Regular Masks | 85.20 L | 25,000 | 84.90 L | 0.30 L |
| 4 | Hand Sanitizers (In Ltrs.) | 3.81 L | 1,000 | 3.64 L | 0.17 L |
| 5 | Gloves | 85.00 L | 30,000 | 74.50 L | 10.50 L |
| 6 | Thermal Guns | 20,000 | NIL | 20,000 | NIL |

XII
DEDICATED COVID-19 HELPLINE (24 X 7)

1. Dedicated COVID-19 Helpline : **1800 313 444 222**
2. Direct Telemedicine Line : **033 23576001**
3. Ambulance Service : **033 40902929**
4. COVID Telemedicine App "[Covid Telemedicine WB](#)" on Google Play Store
 - These services include allocation of beds in Govt. hospitals and Safe Homes
 - Telemedicine for citizens at large and those in home isolation
 - Ambulance service includes guidance and provision of Govt. ambulance
5. Tele-Psychological counselling services have started since August 1st, 2020.

| General Queries | | | |
|--------------------------------|---|--|-----------|
| 1 | A | Total Queries addressed in last 24 hours | 1,574 |
| | B | Total Queries addressed till 26 th December | 15,08,400 |
| Telemedicine | | | |
| 2 | A | Total consultations given in last 24 hours | 1,066 |
| | B | Total consultations given till 26 th December | 5,49,142 |
| Ambulance Services | | | |
| 3 | A | Ambulances assigned in last 24 hours | 287 |
| | B | Total calls received in last 24 hours | 289 |
| Tele-Psychological Counselling | | | |
| 4 | A | Counselling given in last 24 hours | 1,161 |
| | B | Counselling given till 26 th December | 2,44,375 |

State Government Interventions :

- Weekly death rate is 2.05% .Both death rate and Infection rate are showing a downward trend.
- Status of availability of beds for COVID positive patients in government and private hospitals is available at Health & FW Department's website: www.wbhealth.gov.in
- Safe Homes : An initiative by the Government of West Bengal for care and treatment of asymptomatic/mild symptomatic COVID patients for whom home isolation is not possible /advisable
- As per State Government advisory Satellite Health Facilities are being developed by private hospitals in close vicinity of their hospitals as separate health facility for treatment of asymptomatic/mild symptomatic COVID patients. This intervention is expected to free beds in the hospitals for serious patients.

All the guidelines and orders relating to Covid-19 are posted on www.wbhealth.gov.in

You can follow us on :

Facebook at: <https://www.facebook.com/wbdhfw/>

Twitter at: <https://twitter.com/wbdhfw>