



# Department of Health & Family Welfare Govt. of West Bengal

## WEST BENGAL COVID-19 HEALTH BULLETIN – 26<sup>th</sup> SEP 2021

### COVID 19 STATUS

S. No	Subject	Number
1	New COVID-19 Cases on 26 <sup>th</sup> Sep	748
2	<b>Total COVID-19 Cases till 26<sup>th</sup> Sep</b>	<b>15,66,393</b>
3	Total Discharged	15,39,974 (+730)
4	Total Deaths as on 26 <sup>th</sup> Sep*	18,736 (+9)
5	<b>Active COVID-19 Cases as on 26<sup>th</sup> Sep</b>	<b>7,683 (+9)</b>
6	Discharge Rate (3/2)	98.31%
7	Fatality Rate (4/2)	1.20%

Note: All figures updated till 9AM, 26<sup>th</sup> Sep

#Daily increase/decrease with respect to previous day is shown as (+/-)

\*Complete analysis can be referred from **Section X**, (Page no. 5)

### TESTING SNAPSHOT

S. No	Subject	Number
1	Samples Tested on 26 <sup>th</sup> Sep	40,117
2	<b>Total Number of Samples Tested till 26<sup>th</sup> Sep</b>	<b>1,79,98,906</b>
3	<b>Positivity Rate as on 26<sup>th</sup> Sep</b>	<b>1.86%</b>
4	Tests per Million population	1,99,988
5	Total Testing Laboratories*	146
6	RT-PCR/Antigen Test Ratio	52:48

\*Detailed breakup of these laboratories is given on **Page 3 and Page 4**

### TREATMENT INFRASTRUCTURE SNAPSHOT

S. No	Subject	Number
1	Total Number of Hospitals dedicated for treating COVID-19	203
2	Total Number of Govt. Hospitals dedicated for treating COVID-19	196
3	Total Number of Pvt. Hospitals requisitioned for treating COVID-19	7
4	Total Number of earmarked COVID-19 Beds	23,947
5	% Occupancy in COVID Beds	3.50%
6	Total ICU/HDU Beds in the COVID Hospitals	2,861
7	Total Number of Safe Homes	200
8	Total Number of Beds in Safe Homes	11,507

### ACTIVE CASES SNAPSHOT

S. No	Subject	Number
1	Total number of people currently in Home Isolation	6,273
2	Total Number of Patients in Hospitals	1,187
3	Total Number of Patients in Safe Homes	223

### VACCINATION STATUS

S. No	Subject	Number
1	Total Number of people vaccinated on 26 <sup>th</sup> Sep	5,97,849
2	First Dose on 26 <sup>th</sup> Sep	4,19,443
3	Second Dose on 26 <sup>th</sup> Sep	1,78,406
4	Cumulative Vaccination till 26 <sup>th</sup> Sep	5,54,91,021
5	Cumulative Vaccination First Dose	3,94,51,214
6	Cumulative Vaccination Second Dose	1,60,39,807
7	Number of CVC (Common Vaccination Centres)	2,905
8	Cumulative AEFI cases reported	4,544
9	Vaccine wastage	-7%



# Department of Health & Family Welfare Govt. of West Bengal

## WEST BENGAL COVID-19 HEALTH BULLETIN – 26<sup>th</sup> SEP 2021

VI

DISTRICT COVID-19 STATUS#

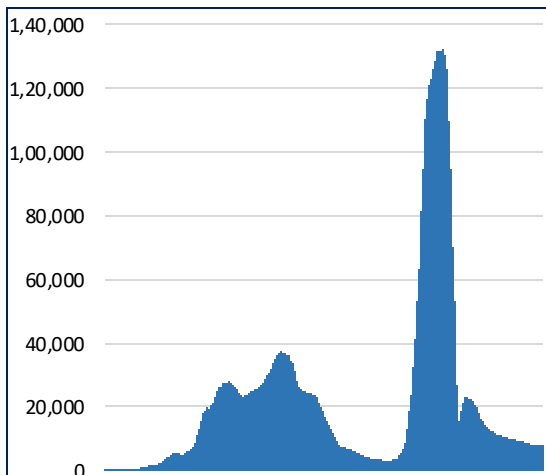
1	2	3	4	5	6 = 3-4-5	7
S. No	District	Total Cases	Total Discharged	Total Deaths	Total Active Cases	Last Reported Case
1	Alipurduar	15,410 <sup>+5</sup>	15,236 <sup>+7</sup>	101	73 <sup>-2</sup>	25-Sep-21
2	Coochbehar	28,836 <sup>+13</sup>	28,565 <sup>+17</sup>	96	175 <sup>-4</sup>	25-Sep-21
3	Darjeeling	56,154 <sup>+36</sup>	55,179 <sup>+43</sup>	528	447 <sup>-7</sup>	25-Sep-21
4	Kalimpong	6,887 <sup>+6</sup>	6,760 <sup>+7</sup>	53	74 <sup>-1</sup>	25-Sep-21
5	Jalpaiguri	41,413 <sup>+20</sup>	40,582 <sup>+25</sup>	564	267 <sup>-5</sup>	25-Sep-21
6	Uttar Dinajpur	19,696 <sup>+4</sup>	19,425 <sup>+3</sup>	235	36 <sup>+1</sup>	25-Sep-21
7	Dakshin Dinajpur	17,404 <sup>+18</sup>	17,112 <sup>+10</sup>	169	123 <sup>+8</sup>	25-Sep-21
8	Malda	33,109 <sup>+16</sup>	32,807 <sup>+10</sup>	186	116 <sup>+6</sup>	25-Sep-21
9	Murshidabad	33,818 <sup>+3</sup>	33,467 <sup>+2</sup>	325	26 <sup>+1</sup>	25-Sep-21
10	Nadia	71,765 <sup>+61</sup>	70,402 <sup>+51</sup>	806 <sup>+2</sup>	557 <sup>+8</sup>	25-Sep-21
11	Birbhum	40,755 <sup>+10</sup>	40,376 <sup>+8</sup>	285	94 <sup>+2</sup>	25-Sep-21
12	Purulia	19,345 <sup>+3</sup>	19,204 <sup>+2</sup>	113	28 <sup>+1</sup>	25-Sep-21
13	Bankura	35,706 <sup>+16</sup>	35,194 <sup>+24</sup>	269 <sup>+1</sup>	243 <sup>-9</sup>	25-Sep-21
14	Jhargram	11,935 <sup>+11</sup>	11,805 <sup>+9</sup>	27	103 <sup>+2</sup>	25-Sep-21
15	Paschim Medinipur	52,666 <sup>+29</sup>	51,788 <sup>+35</sup>	503	375 <sup>-6</sup>	25-Sep-21
16	Purba Medinipur	62,486 <sup>+28</sup>	61,724 <sup>+35</sup>	389 <sup>+1</sup>	373 <sup>-8</sup>	25-Sep-21
17	Purba Bardhaman	41,161 <sup>+30</sup>	40,718 <sup>+23</sup>	193	250 <sup>+7</sup>	25-Sep-21
18	Paschim Bardhaman	57,133 <sup>+12</sup>	56,585 <sup>+19</sup>	353 <sup>+1</sup>	195 <sup>-8</sup>	25-Sep-21
19	Howrah	96,701 <sup>+49</sup>	94,701 <sup>+46</sup>	1,509	491 <sup>+3</sup>	25-Sep-21
20	Hooghly	84,182 <sup>+63</sup>	82,693 <sup>+48</sup>	965 <sup>+1</sup>	524 <sup>+14</sup>	25-Sep-21
21	North 24 Parganas	3,24,849 <sup>+118</sup>	3,18,890 <sup>+127</sup>	4,707 <sup>+2</sup>	1,252 <sup>-11</sup>	25-Sep-21
22	South 24 Parganas	98,900 <sup>+58</sup>	97,061 <sup>+49</sup>	1,303	536 <sup>+9</sup>	25-Sep-21
23	Kolkata	3,16,016 <sup>+139</sup>	3,09,637 <sup>+130</sup>	5,054 <sup>+1</sup>	1,325 <sup>+8</sup>	25-Sep-21
24	Other State	66	63	3	0	6-Jun-20
<b>TOTAL</b>		<b>15,66,393<sup>+748</sup></b>	<b>15,39,974<sup>+730</sup></b>	<b>18,736<sup>+9</sup></b>	<b>7,683<sup>+9</sup></b>	

#District Wise data is subject to verification and may change

#Daily increase/decrease with respect to previous day is in superscript as +/- (Eg: +4)

VII

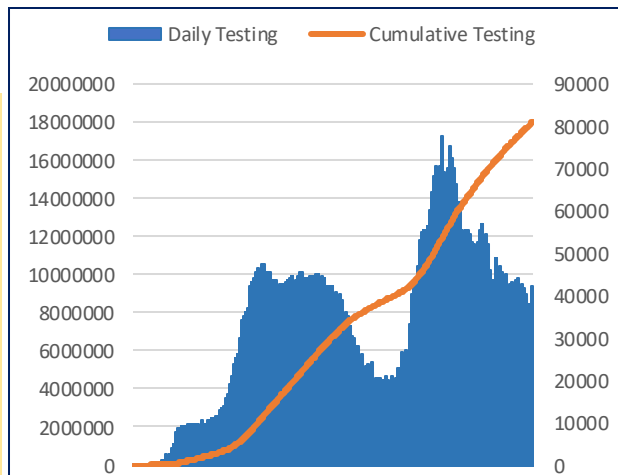
DAILY CUMULATIVE ACTIVE COVID-19 CASES



17<sup>th</sup> March 2020 to 26<sup>th</sup> Sep 2021

VIII

SAMPLES TESTED (Daily and Cumulative)



17<sup>th</sup> March 2020 to 26<sup>th</sup> Sep 2021



# Department of Health & Family Welfare Govt. of West Bengal

## WEST BENGAL COVID-19 HEALTH BULLETIN – 26<sup>th</sup> SEP 2021

IX

DETAILS OF TESTING LABS

S. No.	Name of Testing Lab	District	Authority	Samples Tested	Testing Method	Functional WEF
1	NICED	Kolkata	Central Govt	3,26,453	RT-PCR	Since Beginning
2	SSKM	Kolkata	State Govt	4,77,962	RT-PCR	17-Mar-20
3	Medinipur MCH	Paschim Midnapore	State Govt	2,43,793	RT-PCR	24-Mar-20
4	North Bengal MCH	Darjeeling	State Govt	5,65,792	RT-PCR	29-Mar-20
5	School of Tropical Medicine	Kolkata	State Govt	3,32,582	RT-PCR	01-Apr-20
6	Apollo Hospital	North 24 Pargana	PVT	96,103	RT-PCR	06-Apr-20
7	Tata Medical Centre	North 24 Pargana	PVT	31,596	RT-PCR	06-Apr-20
8	Malda MCH	Malda	State Govt	4,13,199	RT-PCR	08-Apr-20
9	Dr. Lal Pathlab	North 24 Pargana	PVT	4,82,850	RT-PCR	17-Apr-20
10	Command Hospital	Kolkata	Central Govt	54,706	RT-PCR	17-Apr-20
11	CNCI	Kolkata	Central Govt	40,672	RT-PCR	22-Apr-20
12	RG Kar MCH	Kolkata	State Govt	3,65,609	RT-PCR	24-Apr-20
13	SURAKSHA	North 24 Pargana	PVT	2,87,124	RT-PCR	24-Apr-20
14	Murshidabad MCH	Murshidabad	State Govt	3,28,997	RT-PCR	26-Apr-20
15	Peerless	Kolkata	PVT	1,05,065	RT-PCR	30-Apr-20
16	Burdwan MCH	Burdwan	State Govt	3,17,841	RT-PCR	06-May-20
17	MCH Kolkata	Kolkata	State Govt	1,64,238	RT-PCR	08-May-20
18	NRS MCH	Kolkata	State Govt	1,99,033	RT-PCR	12-May-20
19	Sanaka Hospitals	Paschim Burdwan	PVT	1,44,145	RT-PCR	12-May-20
20	Medica Hospital	Kolkata	PVT	1,79,480	RT-PCR	15-May-20
21	Bankura MCH	Bankura	State Govt	3,03,388	RT-PCR	22-May-20
22	Suri DH	Birbhum	State Govt	2,05,239	RT-PCR	22-May-20
23	Coochbehar GMCH	Cooch Bihar	State Govt	3,02,071	RT-PCR	06-Jun-20
24	COMJNM Kalyani	Nadia	State Govt	2,61,655	RT-PCR	10-Jun-20
25	Desun Hospital	Kolkata	PVT	13,564	RT-PCR	17-Jun-20
26	RN Tagore Hospital	Kolkata	PVT	75,081	RT-PCR	24-Jun-20
27	Raigunj MCH	Uttar Dinajpur	State Govt	1,49,539	RT-PCR	26-Jun-20
28	Jagannath Gupta Institute of Medical Sciences	South 24 Pargana	PVT	9,773	RT-PCR	06-Jul-20
29	ESI-PGIMSIR	Kolkata	PVT	24,442	RT-PCR	16-Jul-20
30	Remedy Lifecare, Kolkata	Kolkata	PVT	22,604	RT-PCR	21-Jul-20
31	AMRI Dhakuria	Kolkata	PVT	82,606	RT-PCR	19-May-20
32	Rampurhat MCH	Birbhum	State Govt	1,70,180	RT-PCR	19-May-20
33	CNMCH	Kolkata	State Govt	1,28,635	RT-PCR	20-May-20
34	DH GMCH	South 24 Pargana	State Govt	2,99,213	RT-PCR	20-May-20
35	COMSDH	North 24 Pargana	State Govt	1,00,694	RT-PCR	27-May-20
36	Purulia Govt. MCH	Purulia	State Govt	1,81,713	RT-PCR	03-Jun-20
37	SRL Lab	Kolkata	PVT	3,38,686	RT-PCR	18-Jun-20
38	Probe diagnostics	Kolkata	PVT	80,017	RT-PCR	14-Aug-20
39	Pulse Diagnostics	Kolkata	PVT	1,27,368	RT-PCR	12-Sep-20
40	RB Diagnostic Kolkata	Kolkata	PVT	1,57,187	RT-PCR	20-Sep-20
41	Purba Medinipur DH	Purba Midnapur	State Govt	1,04,946	RT-PCR	24-Sep-20
42	B.P. Poddar Hospital & Medical Research Ltd	Kolkata	PVT	5,470	RT-PCR	27-Oct-20
43	Swastik Clinic & Seva Sadan Pvt. Ltd., Birbhum	Birbhum	PVT	1,548	RT-PCR	27-Oct-20
44	Repromed Diagnostic Ltd	Kolkata	PVT	39,707	RT-PCR	24-Sep-20
45	Gouri Devi Institute of Medical Sciences	Purba Burdwan	PVT	7,797	RT-PCR	07-Nov-20
46	IQ City Medical College Durgapur	Paschim Burdwan	PVT	21,462	RT-PCR	04-Dec-20
47	Imambara DH, Hooghly	Hooghly	State Govt	1,14,231	RT-PCR	15-Dec-20
48	Saroj Gupta Cancer Center & Research Institute	Kolkata	PVT	7,793	RT-PCR	23-Dec-20
49	Lasco Medicare Pvt. Ltd. Howrah	Howrah	PVT	20,157	RT-PCR	05-Jan-21
50	Icare Institute of Medical Sciences and Research	Purba Midnapur	PVT	10,093	RT-PCR	25-Jan-21
51	Sanjiban Hospital, Howrah	Howrah	PVT	12,205	RT-PCR	23-Feb-21
52	GCC DNA Diagnostic Lab	South 24 Pargana	PVT	4,802	RT-PCR	22-Apr-21
53	Quadra Medical Services	Kolkata	PVT	2,453	RT-PCR	01-May-21
54	Hindlabs, Kolkata	North 24 Pargana	PVT	39,137	RT-PCR	15-May-21
55	Pathkind Lab, Kolkata	Kolkata	PVT	17,850	RT-PCR	25-May-21
56	KPC Medical College	Kolkata	PVT	2,052	RT-PCR	1-Jun-21
57	Krishna Medica Lab, Kolkata	Kolkata	PVT	17,802	RT-PCR	2-Jun-21
58	Institute of Neurosciences, Kolkata	Kolkata	PVT	1,732	RT-PCR	4-Jun-21
59	Life Cell International, Kolkata	North 24 Pargana	PVT	18,797	RT-PCR	4-Jun-21
60	The Apollo Clinic - Pvt.Ltd.	Kolkata	PVT	5,747	RT-PCR	8-Jun-21
61	Genu Path Labs	North 24 Pargana	PVT	1,895	RT-PCR	27-Jun-21
62	Dr. ABG's Pathoscan Center	Purba Burdwan	PVT	2,464	RT-PCR	30-Jun-21
63	Aloka Medicare Pvt Ltd	Kolkata	PVT	3,118	RT-PCR	8-July-21
64	Burnpur Hospital (SAIL-IISCO)	Paschim Burdwan	PVT	3,333	RT-PCR	8-July-21
65	Nirnayan Healthcare Pvt Ltd	North 24 Pargana	PVT	7,914	RT-PCR	18-July-21
66	Welkin Medicare Pvt Ltd	Kolkata	PVT	1,925	RT-PCR	30-July-21
67	Organ Diagnostic Centre	Kolkata	PVT	2,932	RT-PCR	31-July-21
68	Specialist Clinic & Diagnostic	North 24 Pargana	PVT	2,536	RT-PCR	03-Aug-21
69	Mediann Diagnostic Ltd	Howrah	PVT	3,285	RT-PCR	5-Aug-21
70	Molecular Lab of Paramount Hospital	Darjeeling	PVT	408	RT-PCR	12-Aug-21
71	Lakhotia Diagnostic Services	Howrah	PVT	1,102	RT-PCR	20-Aug-21
72	One Diagnostics	Kolkata	PVT	888	RT-PCR	20-Aug-21
73	District Hospital SSB	Jalpaiguri	PVT	8,399	RT-PCR	26-Aug-21
74	Diverse Genomics Pvt Ltd	Kolkata	PVT	119	RT-PCR	28-Aug-21
75	See Cure Lab	North 24 Pargana	PVT	936	RT-PCR	31-Aug-21

Note: Average tests per CBNAAT and TRUENAT machines are 32 per day and 16 per day respectively



# Department of Health & Family Welfare Govt. of West Bengal

## WEST BENGAL COVID-19 HEALTH BULLETIN – 26<sup>th</sup> SEP 2021

IX

DETAILS OF TESTING LABS

S. No.	Name of Testing Lab	District	Authority	Samples Tested	Testing Method	Functional WEF
76	Unipath speciality laboratory	North 24 Pargana	PVT	1,402	RT-PCR	4-Sep-21
77	SG Clinic & Diagnostic Laboratory	North 24 Pargana	PVT	6	RT-PCR	22-Sep-21
78	B M Birla Hospital	Kolkata	PVT	1,537	RT-LAMP	7-Jun-21
79	Agrasen Healthcare Centre	Jalpaiguri	PVT	3,667	RT-LAMP	22-July-21
80	Reliable Multispeciality Clinic	North 24 Pargana	PVT	337	RT-LAMP	31-Aug-21
81	Shri VishudhanandSaraswati Marwari Hospital	Kolkata	PVT	150	TRUENAT	31-Aug-21
82	AMRI Mukundapur	South 24 Pargana	PVT	231	TRUENAT	10-Sep-21
83	AMRI Salt Lake	North 24 Pargana	PVT	26,974	CBNAAT	01-May-20
84	CMRI	Kolkata	PVT	26,975	CBNAAT	13-May-20
85	Asansol DH	Paschim Burdwan	State Govt	50,348	TRUENAT	19-May-20
86	Jhargram DH	Jhargram	State Govt	2,754	TRUENAT	19-May-20
87	Falakata SSH	Alipurduar	State Govt	3,872	TRUENAT	20-May-20
88	Balurghat DH	Dakshin Dinajpur	State Govt	3,627	TRUENAT	22-May-20
89	Serampore DH	Hooghly	State Govt	1,214	TRUENAT	25-May-20
90	Uluberia SSH	Howrah	State Govt	1,989	TRUENAT	27-May-20
91	Jangipur SDH	Murshidabad	State Govt	1,685	TRUENAT	27-May-20
92	Egra SDH	Purba Midnapur	State Govt	823	TRUENAT	27-May-20
93	MR Bangur Hospital	South 24 Pargana	State Govt	419	TRUENAT	28-May-20
94	Chanchal SDH	Malda	State Govt	559	TRUENAT	28-May-20
95	Biswa Bangla Krirangan COVID Hospital	Jalpaiguri	State Govt	1,87,972	TRUENAT	31-May-20
96	Parkview Super Speciality Hospital	North 24 Pargana	PVT	217	TRUENAT	26-Aug-21
97	Woodlands	Kolkata	PVT	16,345	CBNAAT	11-Jun-20
98	Alipurduar DH	Alipurduar	State Govt	6,135	TRUENAT	16-Jun-20
99	Basirhat DH	North 24 Pargana	State Govt	512	TRUENAT	19-Jun-20
100	Anandaloke Sonoscan, Siliguri	Darjeeling	PVT	23,033	TRUENAT	27-Jun-20
101	Gangarampur SDH	Dakshin Dinajpur	State Govt	1,832	CBNAAT	16-Jul-20
102	Contai SDH	Purba Midnapur	State Govt	1,902	TRUENAT	20-Jul-20
103	ILS hospital	Kolkata	PVT	4,625	TRUENAT	25-Jul-20
104	Uttar Latabari DH	Alipurduar	State Govt	428	TRUENAT	04-Aug-20
105	Nandigram SSH/DH	Purba Midnapur	State Govt	826	TRUENAT	04-Aug-20
106	Panskura Hospital	Purba Midnapur	State Govt	436	TRUENAT	06-Aug-20
107	Chittaranjan Seva Sadan Hospital	Kolkata	State Govt	1,777	TRUENAT	10-Aug-20
108	Dr. PK Saha Hospital, Coochbihar	Cooch Bihar	PVT	8,403	TRUENAT	11-Aug-20
109	Salt Lake SDH	North 24 Pargana	State Govt	853	TRUENAT	13-Aug-20
110	Charnock Hospital	Kolkata	PVT	11,114	TRUENAT	14-Aug-20
111	Gabberia SGH	Howrah	State Govt	847	TRUENAT	15-Aug-20
112	Spandan Disgnostic Center	Paschim Midnapore	PVT	12,601	TRUENAT	16-Aug-20
113	Kakdwip SSH	South 24 Pargana	State Govt	277	TRUENAT	17-Aug-20
114	Mal SSH	Jalpaiguri	State Govt	199	TRUENAT	18-Aug-20
115	Howrah DH	Howrah	State Govt	185	TRUENAT	21-Aug-20
116	Spandan Hospital, Kolkata	North 24 Pargana	PVT	5,223	TRUENAT	01-Sep-20
117	Sagardighi SSH	Murshidabad	State Govt	629	TRUENAT	02-Sep-20
118	Domkal SSH	Murshidabad	State Govt	164	TRUENAT	06-Sep-20
119	Udaynarayanpur SGH Howrah	Howrah	State Govt	53	TRUENAT	07-Sep-20
120	GD Hospital & Diabetes Institute, Howrah	Kolkata	PVT	3,185	CBNAAT	08-Sep-20
121	Nightingale Diagnostic & Medicare Centre	Kolkata	PVT	15,762	TRUENAT	12-Sep-20
122	Bhagirathi Neotia Woman * Child Care Centre	North 24 Pargana	PVT	1,426	CBNAAT	16-Sep-20
123	Krishnanagar DTC	Nadia	State Govt	172	TRUENAT	29-Sep-20
124	Mission Hospital, Durgapur	Paschim Burdwan	PVT	24,684	TRUENAT	29-Sep-20
125	Medinova, Kolkata	Kolkata	PVT	6,425	TRUENAT	01-Oct-20
126	MSS Bansal Medical, Kolkata	Kolkata	PVT	17,334	TRUENAT	02-Oct-20
127	TLJ, SGH, Howrah	Howrah	PVT	408	TRUENAT	02-Oct-20
128	Narayan Memorial Hospital, Kolkata	Kolkata	PVT	1,156	TRUENAT	02-Oct-20
129	Kalimpong DH	Kalimpong	State Govt	507	TRUENAT	06-Oct-20
130	Mirik BPHC, Darjeeling	Darjeeling	State Govt	136	TRUENAT	09-Oct-20
131	Barjore SSH, Bankura	Bankura	State Govt	413	TRUENAT	11-Oct-20
132	Darjeeling DH	Darjeeling	State Govt	560	TRUENAT	11-Oct-20
133	Metropolis Kolkata	Kolkata	PVT	1,05,159	TRUENAT	14-Oct-20
134	Laboratory Services, Healthworld Hospitals, Durgapur	Paschim Burdwan	PVT	9,818	TRUENAT	04-Dec-20
135	Neotia Getwel Healthcare Centre, Siliguri	Darjeeling	PVT	3,942	CBNAAT	09-Jan-21
136	Arogya Niketan Nursing Home	Darjeeling	PVT	5,477	TRUENAT	16-Jan-21
137	Ruby General Hospital	Kolkata	PVT	4,256	CBNAAT	20-Jan-21
138	Cliniperfect Polyclinic and Diagnostics	North 24 Pargana	PVT	1,869	TRUENAT	23-Feb-21
139	10 Air Force Hospital, Hasimara	Alipurduar	Central Govt	1,044	TRUENAT	23-Apr-21
140	4 Air Force Hospital, Midnapore	Paschim Midnapore	Central Govt	1,791	TRUENAT	23-Apr-21
141	164 Military Hospital, Binnaguri	Jalpaiguri	Central Govt	2,304	TRUENAT	23-Apr-21
142	Central Hospital, SE Railway, Kolkata	Kolkata	Central Govt	1,506	CBNAAT	23-Apr-21
143	Zenith super speciality hospital	Kolkata	PVT	5,033	TRUENAT	23-Apr-21
144	Alipurduar Railway Hospital	Alipurduar	Central Govt	3,920	TRUENAT	23-Apr-21
145	Sonoscan Healthcare Pvt Ltd	Malda	PVT	463	TRUENAT	27-July-21
146	Medica North Bengal Clinic	Darjeeling	PVT	92	TRUENAT	22-Sep-21
147	Antigen Test done within the State		State Govt	80,37,268	-	-
148	Samples Tested in Labs Outside the State		PVT	6,39,709	RT-PCR	-
				1,79,98,906	-	-

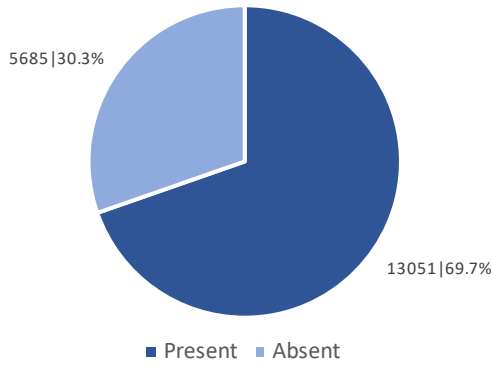
Note: Average tests per CBNAAT and TRUENAT machines are 32 per day and 16 per day respectively



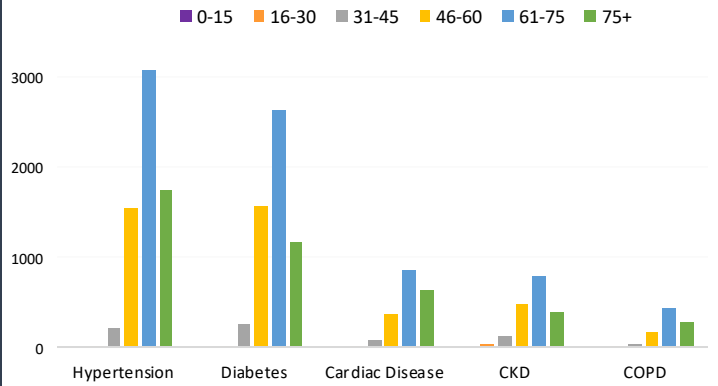
WEST BENGAL COVID-19 HEALTH BULLETIN – 26<sup>th</sup> SEP 2021

X

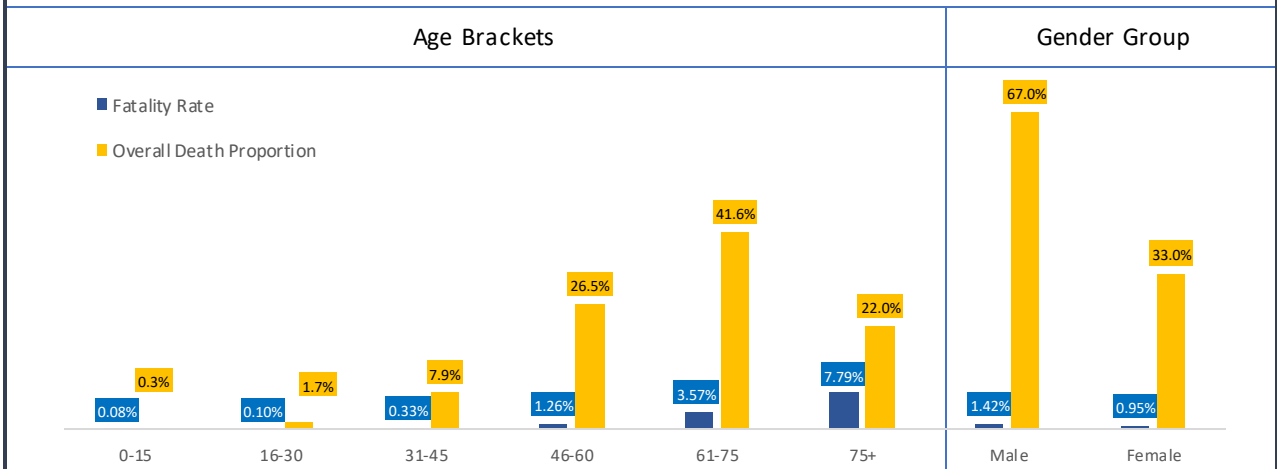
**Comorbidity Status in Deceased Cases (n=18,736)**



**Age Group Wise Comorbidities Among Deceased**



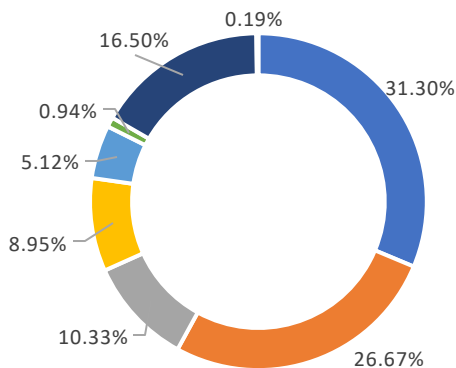
**Fatality Rate & Death Proportion in Respective Age Brackets & Gender Groups**



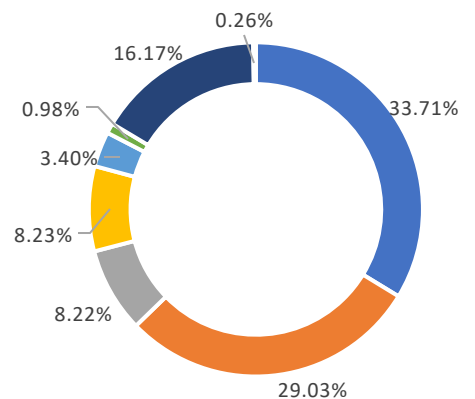
\*The blue data label shows the fatality rate in respective age/gender group i.e. no. of deaths as a proportion of total infections in respective age/gender group

\*\*The orange data label shows the proportion of total deaths in respective age/gender group

**Share of Comorbidities in Male**



**Share of Comorbidities in Female**



FATALITY ANALYSIS



# Department of Health & Family Welfare Govt. of West Bengal

## WEST BENGAL COVID-19 HEALTH BULLETIN – 26<sup>th</sup> SEP 2021

XI

EQUIPMENT AND CONSUMABLE SUPPLY

S. No	Consumable	Ordered by State Govt.	Received Yesterday	Total Received by State Govt.	Order Pending
1	PPEs	42.10 L	2,000	32.37 L	9.73 L
2	N95/FFP2 Masks	68.20 L	10,000	66.29 L	1.91 L
3	Regular Masks	148.84 L	20,000	139.50 L	9.34 L
4	Hand Sanitizers (In Ltrs)	6.46 L	1,000	6.37 L	0.09 L
5	Gloves	127.00 L	20,000	122.20 L	4.80 L
6	Thermal Guns	20,000	NIL	20,000	NIL

S. No	Equipment	Number
1	Total Number of HFNO	470
2	Total Number of Oxygen Concentrators	5,644
3	Total Number of functional MGPS	122
4	Total Number of functional LMO Tanks	10
5	Total Number of functional PSA plants	21
6	Total Number of Ventilators in COVID Hospitals	1,298

XII

DEDICATED COVID-19 HELPLINE (24 X 7)

1. Dedicated COVID-19 Helpline : **1800 313 444 222**
2. Direct Telemedicine Line : **033 23576001**
3. Ambulance Service : **033 40902929**
4. COVID Telemedicine App "[Covid Telemedicine WB](#)" on Google Play Store
  - These services include allocation of beds in Govt. hospitals and Safe Homes
  - Telemedicine for citizens at large and those in home isolation
  - Ambulance service includes guidance and provision of Govt. ambulance
5. Tele-Psychological counselling services have started since August 1<sup>st</sup>, 2020.

General Queries			
1	A	Total Queries addressed in last 24 hours	2,441
	B	Total Queries addressed till 25 <sup>th</sup> Sep	22,02,171
Telemedicine			
2	A	Total consultations given in last 24 hours	1,244
	B	Total consultations given till 25 <sup>th</sup> Sep	8,98,347
Ambulance Services			
3	A	Ambulances assigned in last 24 hours	220
	B	Total calls received in last 24 hours	220
Tele-Psychological Counselling			
4	A	Counselling given in last 24 hours	549
	B	Counselling given till 25 <sup>th</sup> Sep	4,35,844

### State Government Interventions :

- Status of availability of beds for Covid positive patients in government and private hospitals along with information on other related services are available at <https://CMS.wb.gov.in>
- Safe Homes : An initiative by the Government of West Bengal for care and treatment of asymptomatic/mild symptomatic COVID patients for whom home isolation is not possible /advisable
- As per State Government advisory Satellite Health Facilities are being developed by private hospitals in close vicinity of their hospitals as separate health facility for treatment of asymptomatic/mild symptomatic COVID patients. This intervention is expected to free beds in the hospitals for serious patients.

All the guidelines and orders relating to Covid-19 are posted on [www.wbhealth.gov.in](http://www.wbhealth.gov.in)

You can follow us on :

Facebook at: <https://www.facebook.com/wbdhfw/>

Twitter at: <https://twitter.com/wbdhfw>