



# Department of Health & Family Welfare Govt. of West Bengal

## WEST BENGAL COVID-19 HEALTH BULLETIN – 26<sup>th</sup> OCT 2021

### I COVID 19 STATUS

S. No	Subject	Number
1	New COVID-19 Cases on 26 <sup>th</sup> Oct	806
2	<b>Total COVID-19 Cases till 26<sup>th</sup> Oct</b>	<b>15,88,066</b>
3	Total Discharged	15,61,136 (+811)
4	Total Deaths as on 26 <sup>th</sup> Oct*	19,081 (+15)
5	<b>Active COVID-19 Cases as on 26<sup>th</sup> Oct</b>	<b>7,849 (-20)</b>
6	Discharge Rate (3/2)	98.30%
7	Fatality Rate (4/2)	1.20%

Note: All figures updated till 9AM, 26<sup>th</sup> Oct

#Daily increase/decrease with respect to previous day is shown as (+/-)

\*Complete analysis can be referred from Section X, (Page no. 5)

### II TESTING SNAPSHOT

S. No	Subject	Number
1	Samples Tested on 26 <sup>th</sup> Oct	38,681
2	<b>Total Number of Samples Tested till 26<sup>th</sup> Oct</b>	<b>1,89,95,979</b>
3	<b>Positivity Rate as on 26<sup>th</sup> Oct</b>	<b>2.08%</b>
4	Tests per Million population	2,11,066
5	Total Testing Laboratories*	150
6	RT-PCR/Antigen Test Ratio	38:62

\*Detailed breakup of these laboratories is given on Page 3 and Page 4

### III TREATMENT INFRASTRUCTURE SNAPSHOT

S. No	Subject	Number
1	Total Number of Hospitals dedicated for treating COVID-19	203
2	Total Number of Govt. Hospitals dedicated for treating COVID-19	196
3	Total Number of Pvt. Hospitals requisitioned for treating COVID-19	7
4	Total Number of earmarked COVID-19 Beds	23,947
5	% Occupancy in COVID Beds	3.00%
6	Total ICU/HDU Beds in the COVID Hospitals	2,861
7	Total Number of Safe Homes	200
8	Total Number of Beds in Safe Homes	11,507

### IV ACTIVE CASES SNAPSHOT

S. No	Subject	Number
1	Total number of people currently in Home Isolation	6,529
2	Total Number of Patients in Hospitals	1,102
3	Total Number of Patients in Safe Homes	218

### V VACCINATION STATUS

S. No	Subject	Number
1	Total Number of people vaccinated on 26 <sup>th</sup> Oct	10,16,814
2	First Dose on 26 <sup>th</sup> Oct	6,59,605
3	Second Dose on 26 <sup>th</sup> Oct	3,57,209
4	Cumulative Vaccination till 26 <sup>th</sup> Oct	7,30,62,237
5	Cumulative Vaccination First Dose	5,30,16,002
6	Cumulative Vaccination Second Dose	2,00,46,235
7	Number of CVC (Common Vaccination Centres)	4,796
8	Cumulative AEFI cases reported	4,892
9	Vaccine wastage	-7%



# Department of Health & Family Welfare Govt. of West Bengal

## WEST BENGAL COVID-19 HEALTH BULLETIN – 26<sup>th</sup> OCT 2021

VI

DISTRICT COVID-19 STATUS#

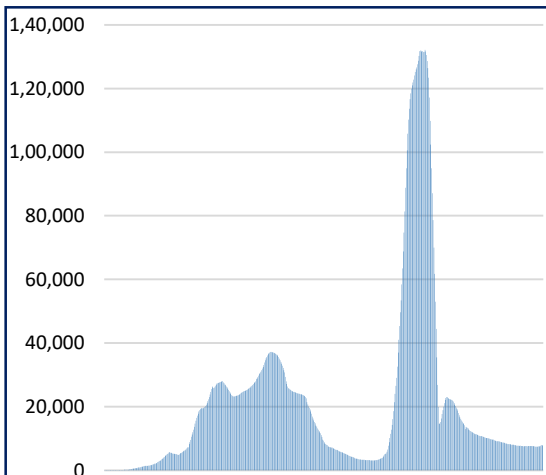
1	2	3	4	5	6 = 3-4-5	7
S. No	District	Total Cases	Total Discharged	Total Deaths	Total Active Cases	Last Reported Case
1	Alipurduar	15,564 <sup>+3</sup>	15,416 <sup>+5</sup>	102	46 <sup>-2</sup>	25-Oct-21
2	Coochbehar	29,219 <sup>+11</sup>	28,994 <sup>+13</sup>	97	128 <sup>-2</sup>	25-Oct-21
3	Darjeeling	56,998 <sup>+22</sup>	56,173 <sup>+30</sup>	538	287 <sup>-8</sup>	25-Oct-21
4	Kalimpong	7,021 <sup>+1</sup>	6,930 <sup>+4</sup>	54	37 <sup>-3</sup>	25-Oct-21
5	Jalpaiguri	41,894 <sup>+10</sup>	41,171 <sup>+17</sup>	566	157 <sup>-7</sup>	25-Oct-21
6	Uttar Dinajpur	19,821 <sup>+5</sup>	19,526 <sup>+6</sup>	236	59 <sup>-1</sup>	25-Oct-21
7	Dakshin Dinajpur	17,799 <sup>+6</sup>	17,495 <sup>+15</sup>	169	135 <sup>-9</sup>	25-Oct-21
8	Malda	33,339 <sup>+9</sup>	33,084 <sup>+7</sup>	186	69 <sup>+2</sup>	25-Oct-21
9	Murshidabad	33,951 <sup>+3</sup>	33,575 <sup>+5</sup>	327	49 <sup>-2</sup>	25-Oct-21
10	Nadia	73,111 <sup>+35</sup>	71,820 <sup>+46</sup>	853	438 <sup>-11</sup>	25-Oct-21
11	Birbhum	41,050 <sup>+13</sup>	40,648 <sup>+12</sup>	286	116 <sup>+1</sup>	25-Oct-21
12	Purulia	19,405 <sup>+2</sup>	19,268 <sup>+3</sup>	113	24 <sup>-1</sup>	25-Oct-21
13	Bankura	36,192 <sup>+18</sup>	35,742 <sup>+18</sup>	274	176	25-Oct-21
14	Jhargram	12,119 <sup>+5</sup>	12,036 <sup>+6</sup>	27	56 <sup>-1</sup>	25-Oct-21
15	Paschim Medinipur	53,452 <sup>+23</sup>	52,678 <sup>+28</sup>	506	268 <sup>-5</sup>	25-Oct-21
16	Purba Medinipur	63,022 <sup>+7</sup>	62,465 <sup>+18</sup>	396	161 <sup>-11</sup>	25-Oct-21
17	Purba Bardhaman	41,900 <sup>+23</sup>	41,463 <sup>+25</sup>	198 <sup>+2</sup>	239 <sup>-4</sup>	25-Oct-21
18	Paschim Bardhaman	57,620 <sup>+27</sup>	57,072 <sup>+19</sup>	356	192 <sup>+8</sup>	25-Oct-21
19	Howrah	98,367 <sup>+61</sup>	96,223 <sup>+65</sup>	1,522	622 <sup>-4</sup>	25-Oct-21
20	Hooghly	85,942 <sup>+52</sup>	84,293 <sup>+70</sup>	989 <sup>+1</sup>	660 <sup>-19</sup>	25-Oct-21
21	North 24 Parganas	3,28,481 <sup>+148</sup>	3,22,394 <sup>+130</sup>	4,815 <sup>+6</sup>	1,272 <sup>+12</sup>	25-Oct-21
22	South 24 Parganas	1,00,558 <sup>+74</sup>	98,605 <sup>+63</sup>	1,332	621 <sup>+11</sup>	25-Oct-21
23	Kolkata	3,21,175 <sup>+248</sup>	3,14,002 <sup>+206</sup>	5,136 <sup>+6</sup>	2,037 <sup>+36</sup>	25-Oct-21
24	Other State	66	63	3	0	6-Jun-20
<b>TOTAL</b>		<b>15,88,066<sup>+806</sup></b>	<b>15,61,136<sup>+811</sup></b>	<b>19,081<sup>+15</sup></b>	<b>7,849<sup>-20</sup></b>	

#District Wise data is subject to verification and may change

#Daily increase/decrease with respect to previous day is in superscript as +/- (Eg: +4)

VII

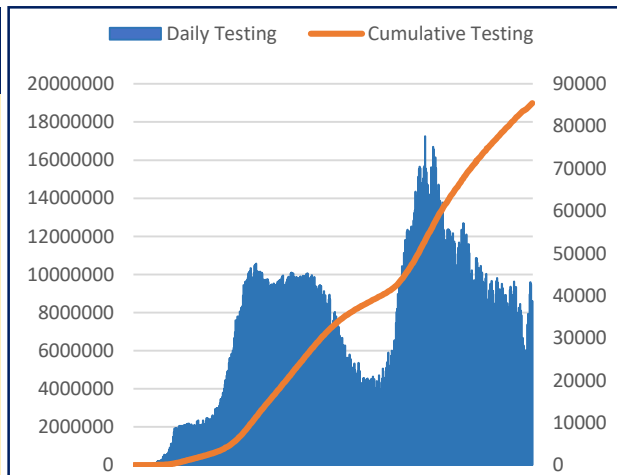
DAILY CUMULATIVE ACTIVE COVID-19 CASES



17th March 2020 to 26<sup>th</sup> Oct 2021

VIII

SAMPLES TESTED (Daily and Cumulative)



17th March 2020 to 26<sup>th</sup> Oct 2021



# Department of Health & Family Welfare Govt. of West Bengal

## WEST BENGAL COVID-19 HEALTH BULLETIN – 26<sup>th</sup> OCT 2021

IX

DETAILS OF TESTING LABS

S. No.	Name of Testing Lab	District	Authority	Samples Tested	Testing Method	Functional WEF
1	NICED	Kolkata	Central Govt	3,32,436	RT-PCR	Since Beginning
2	SSKM	Kolkata	State Govt	5,01,123	RT-PCR	17-Mar-20
3	Medinipur MCH	Paschim Midnapore	State Govt	2,50,381	RT-PCR	24-Mar-20
4	North Bengal MCH	Darjeeling	State Govt	5,77,407	RT-PCR	29-Mar-20
5	School of Tropical Medicine	Kolkata	State Govt	3,43,477	RT-PCR	01-Apr-20
6	Apollo Hospital	North 24 Pargana	PVT	1,03,013	RT-PCR	06-Apr-20
7	Tata Medical Centre	North 24 Pargana	PVT	32,857	RT-PCR	06-Apr-20
8	Malda MCH	Malda	State Govt	4,32,775	RT-PCR	08-Apr-20
9	Dr. Lal Pathlab	North 24 Pargana	PVT	4,89,876	RT-PCR	17-Apr-20
10	Command Hospital	Kolkata	Central Govt	57,159	RT-PCR	17-Apr-20
11	CNCI	Kolkata	Central Govt	42,557	RT-PCR	22-Apr-20
12	RG Kar MCH	Kolkata	State Govt	3,73,400	RT-PCR	24-Apr-20
13	SURAKSHA	North 24 Pargana	PVT	2,97,843	RT-PCR	24-Apr-20
14	Murshidabad MCH	Murshidabad	State Govt	3,45,499	RT-PCR	26-Apr-20
15	Peerless	Kolkata	PVT	1,09,015	RT-PCR	30-Apr-20
16	Burdwan MCH	Burdwan	State Govt	3,31,588	RT-PCR	06-May-20
17	MCH Kolkata	Kolkata	State Govt	1,71,253	RT-PCR	08-May-20
18	NRS MCH	Kolkata	State Govt	2,04,028	RT-PCR	12-May-20
19	Sanaka Hospitals	Paschim Burdwan	PVT	1,44,937	RT-PCR	12-May-20
20	Medica Hospital	Kolkata	PVT	1,85,532	RT-PCR	15-May-20
21	Bankura MCH	Bankura	State Govt	3,19,210	RT-PCR	22-May-20
22	Suri DH	Birbhum	State Govt	2,16,706	RT-PCR	22-May-20
23	Cochbehar GMCH	Cooch Bihar	State Govt	3,13,669	RT-PCR	06-Jun-20
24	COMJNM Kalyani	Nadia	State Govt	2,69,653	RT-PCR	10-Jun-20
25	Desun Hospital	Kolkata	PVT	14,418	RT-PCR	17-Jun-20
26	RN Tagore Hospital	Kolkata	PVT	80,315	RT-PCR	24-Jun-20
27	Raigunj MCH	Uttar Dinajpur	State Govt	1,54,417	RT-PCR	26-Jun-20
28	Jagannath Gupta Institute of Medical Sciences	South 24 Pargana	PVT	10,026	RT-PCR	06-Jul-20
29	ESI-PGIMSR	Kolkata	PVT	25,929	RT-PCR	16-Jul-20
30	Remedy Lifecare, Kolkata	Kolkata	PVT	24,020	RT-PCR	21-Jul-20
31	AMRI Dhakuria	Kolkata	PVT	85,801	RT-PCR	19-May-20
32	Rampurhat MCH	Birbhum	State Govt	1,76,948	RT-PCR	19-May-20
33	CNMCH	Kolkata	State Govt	1,31,366	RT-PCR	20-May-20
34	DH GMCH	South 24 Pargana	State Govt	3,23,551	RT-PCR	20-May-20
35	COMSDH	North 24 Pargana	State Govt	1,03,981	RT-PCR	27-May-20
36	Purulia Govt. MCH	Purulia	State Govt	1,90,424	RT-PCR	03-Jun-20
37	SRL Lab	Kolkata	PVT	3,54,814	RT-PCR	18-Jun-20
38	Probe diagnostics	Kolkata	PVT	83,891	RT-PCR	14-Aug-20
39	Pulse Diagnostics	Kolkata	PVT	1,35,654	RT-PCR	12-Sep-20
40	RB Diagnostic Kolkata	Kolkata	PVT	1,65,978	RT-PCR	20-Sep-20
41	Purba Medinipur DH	Purba Midnapur	State Govt	1,11,853	RT-PCR	24-Sep-20
42	B.P. Poddar Hospital & Medical Research Ltd	Kolkata	PVT	5,994	RT-PCR	27-Oct-20
43	Swastik Clinic & Seva Sadan Pvt. Ltd., Birbhum	Birbhum	PVT	1,589	RT-PCR	27-Oct-20
44	Repromed Diagnostic Ltd	Kolkata	PVT	42,256	RT-PCR	24-Sep-20
45	Gouri Devi Institute of Medical Sciences	Purba Burdwan	PVT	8,197	RT-PCR	07-Nov-20
46	IQ City Medical College Durgapur	Paschim Burdwan	PVT	22,343	RT-PCR	04-Dec-20
47	Imambara DH, Hooghly	Hooghly	State Govt	1,33,313	RT-PCR	15-Dec-20
48	Saroj Gupta Cancer Center & Research Institute	Kolkata	PVT	8,428	RT-PCR	23-Dec-20
49	Lasco Medicare Pvt. Ltd. Howrah	Howrah	PVT	23,046	RT-PCR	05-Jan-21
50	Icare Institute of Medical Sciences and Research	Purba Midnapur	PVT	10,858	RT-PCR	25-Jan-21
51	Sanjiban Hospital, Howrah	Howrah	PVT	13,421	RT-PCR	23-Feb-21
52	GCC DNA Diagnostic Lab	South 24 Pargana	PVT	5,410	RT-PCR	22-Apr-21
53	Quadra Medical Services	Kolkata	PVT	2,645	RT-PCR	01-May-21
54	Hindlabs, Kolkata	North 24 Pargana	PVT	61,585	RT-PCR	15-May-21
55	Pathkind Lab, Kolkata	Kolkata	PVT	21,227	RT-PCR	25-May-21
56	KPC Medical College	Kolkata	PVT	2,520	RT-PCR	1-Jun-21
57	Krishna Medica Lab, Kolkata	Kolkata	PVT	21,151	RT-PCR	2-Jun-21
58	Institute of Neurosciences, Kolkata	Kolkata	PVT	2,108	RT-PCR	4-Jun-21
59	Life Cell International, Kolkata	North 24 Pargana	PVT	24,456	RT-PCR	4-Jun-21
60	The Apollo Clinic - Pvt.Ltd.	Kolkata	PVT	7,346	RT-PCR	8-Jun-21
61	Genu Path Labs	North 24 Pargana	PVT	2,569	RT-PCR	27-Jun-21
62	Dr. ABG's Pathoscan Center	Purba Burdwan	PVT	3,366	RT-PCR	30-Jun-21
63	Aloka Medicare Pvt Ltd	Kolkata	PVT	4,236	RT-PCR	8-July-21
64	Burnpur Hospital (SAIL-IISCO)	Paschim Burdwan	PVT	4,577	RT-PCR	8-July-21
65	Nirnayan Healthcare Pvt Ltd	North 24 Pargana	PVT	12,816	RT-PCR	18-July-21
66	Welkin Medicare Pvt Ltd	Kolkata	PVT	2,971	RT-PCR	30-July-21
67	Organ Diagnostic Centre	Kolkata	PVT	6,414	RT-PCR	31-July-21
68	Specialist Clinic & Diagnostic	North 24 Pargana	PVT	3,428	RT-PCR	03-Aug-21
69	Mediann Diagnostic Ltd	Howrah	PVT	5,632	RT-PCR	5-Aug-21
70	Molecular Lab of Paramount Hospital	Darjeeling	PVT	520	RT-PCR	12-Aug-21
71	Lakhotia Diagnostic Services	Howrah	PVT	2,382	RT-PCR	20-Aug-21
72	One Diagnostics	Kolkata	PVT	1,898	RT-PCR	20-Aug-21
73	District Hospital SSB	Jalpaiguri	PVT	12,902	RT-PCR	26-Aug-21
74	Diverse Genomics Pvt Ltd	Kolkata	PVT	888	RT-PCR	28-Aug-21
75	See Cure Lab	North 24 Pargana	PVT	2,383	RT-PCR	31-Aug-21
76	Unipath speciality laboratory	North 24 Pargana	PVT	4,498	RT-PCR	4-Sep-21

Note: Average tests per CBNAAT and TRUENAT machines are 32 per day and 16 per day respectively



# Department of Health & Family Welfare Govt. of West Bengal

## WEST BENGAL COVID-19 HEALTH BULLETIN – 26<sup>th</sup> OCT 2021

IX

DETAILS OF TESTING LABS

S. No.	Name of Testing Lab	District	Authority	Samples Tested	Testing Method	Functional WEF
77	SG Clinic & Diagnostic Laboratory	North 24 Pargana	PVT	69	RT-PCR	22-Sep-21
78	Dolphin Medical Clinic	North 24 Pargana	PVT	112	RT-PCR	8-Oct-21
79	Subham Hospital & Diagnostic Center	Cooch Bihar	PVT	94	RT-PCR	19-Oct-21
80	B M Birla Hospital	Kolkata	PVT	1,897	RT-LAMP	7-Jun-21
81	Agrasen Healthcare Centre	Jalpaiguri	PVT	4,942	RT-LAMP	22-July-21
82	Reliable Multispeciality Clinic	North 24 Pargana	PVT	741	RT-LAMP	31-Aug-21
83	Western Diagnostic Centre Private Ltd	Kolkata	PVT	214	RT-LAMP	28-Sep-21
84	CSIR-Indian Institute of Chemical Biology	Kolkata	Central Govt	23	RT-LAMP	8-Oct-21
85	Shri VishudhanandSaraswati Marwari Hospital	Kolkata	PVT	312	TRUENAT	31-Aug-21
86	AMRI Mukundapur	South 24 Pargana	PVT	594	TRUENAT	10-Sep-21
87	AMRI Salt Lake	North 24 Pargana	PVT	28,347	CBNAAT	01-May-20
88	CMRI	Kolkata	PVT	28,701	CBNAAT	13-May-20
89	Asansol DH	Paschim Burdwan	State Govt	57,542	TRUENAT	19-May-20
90	Jhargram DH	Jhargram	State Govt	2,754	TRUENAT	19-May-20
91	Falakata SSH	Alipurduar	State Govt	3,872	TRUENAT	20-May-20
92	Balurghat DH	Dakshin Dinajpur	State Govt	3,627	TRUENAT	22-May-20
93	Serampore DH	Hooghly	State Govt	1,216	TRUENAT	25-May-20
94	Uluberia SSH	Howrah	State Govt	1,990	TRUENAT	27-May-20
95	Jangipur SDH	Murshidabad	State Govt	1,685	TRUENAT	27-May-20
96	Egra SDH	Purba Midnapur	State Govt	823	TRUENAT	27-May-20
97	MR Bangur Hospital	South 24 Pargana	State Govt	419	TRUENAT	28-May-20
98	Chanchal SDH	Malda	State Govt	559	TRUENAT	28-May-20
99	Biswa Bangla Krirangan COVID Hospital	Jalpaiguri	State Govt	1,94,896	TRUENAT	31-May-20
100	Parkview Super Speciality Hospital	North 24 Pargana	PVT	297	TRUENAT	26-Aug-21
101	Woodlands	Kolkata	PVT	17,485	CBNAAT	11-Jun-20
102	Alipurduar DH	Alipurduar	State Govt	11,960	TRUENAT	16-Jun-20
103	Basirhat DH	North 24 Pargana	State Govt	512	TRUENAT	19-Jun-20
104	Anandaloke Sonoscan, Siliguri	Darjeeling	PVT	24,960	TRUENAT	27-Jun-20
105	Gangarampur SDH	Dakshin Dinajpur	State Govt	1,832	CBNAAT	16-Jul-20
106	Contal SDH	Purba Midnapur	State Govt	1,902	TRUENAT	20-Jul-20
107	ILS hospital	Kolkata	PVT	4,860	TRUENAT	25-Jul-20
108	Uttar Latabari DH	Alipurduar	State Govt	468	TRUENAT	04-Aug-20
109	Nandigram SSH/DH	Purba Midnapur	State Govt	827	TRUENAT	04-Aug-20
110	Panskura Hospital	Purba Midnapur	State Govt	436	TRUENAT	06-Aug-20
111	Chittaranjan Seva Sadan Hospital	Kolkata	State Govt	1,778	TRUENAT	10-Aug-20
112	Dr. PK Saha Hospital, Coochbihar	Cooch Bihar	PVT	8,911	TRUENAT	11-Aug-20
113	Salt Lake SDH	North 24 Pargana	State Govt	853	TRUENAT	13-Aug-20
114	Charnock Hospital	Kolkata	PVT	11,967	TRUENAT	14-Aug-20
115	Gabberia SGH	Howrah	State Govt	937	TRUENAT	15-Aug-20
116	Spandan Disgnostic Center	Paschim Midnapore	PVT	13,378	TRUENAT	16-Aug-20
117	Kakdwip SSH	South 24 Pargana	State Govt	277	TRUENAT	17-Aug-20
118	Mal SSH	Jalpaiguri	State Govt	199	TRUENAT	18-Aug-20
119	Howrah DH	Howrah	State Govt	185	TRUENAT	21-Aug-20
120	Spandan Hospital, Kolkata	North 24 Pargana	PVT	5,599	TRUENAT	01-Sep-20
121	Sagardighi SSH	Murshidabad	State Govt	649	TRUENAT	02-Sep-20
122	Domkal SSH	Murshidabad	State Govt	164	TRUENAT	06-Sep-20
123	Udaynarayanpur SGH Howrah	Howrah	State Govt	53	TRUENAT	07-Sep-20
124	GD Hospital & Diabetes Institute, Howrah	Kolkata	PVT	3,382	CBNAAT	08-Sep-20
125	Nightingale Diagnostic & Medicare Centre	Kolkata	PVT	16,581	TRUENAT	12-Sep-20
126	Bhagirathi Neotia Woman * Child Care Centre	North 24 Pargana	PVT	1,596	CBNAAT	16-Sep-20
127	Krishnanagar DTC	Nadia	State Govt	172	TRUENAT	29-Sep-20
128	Mission Hospital, Durgapur	Paschim Burdwan	PVT	26,500	TRUENAT	29-Sep-20
129	Medinova, Kolkata	Kolkata	PVT	6,775	TRUENAT	01-Oct-20
130	MSS Bansal Medical, Kolkata	Kolkata	PVT	18,297	TRUENAT	02-Oct-20
131	TJ, SGH, Howrah	Howrah	PVT	414	TRUENAT	02-Oct-20
132	Narayan Memorial Hospital, Kolkata	Kolkata	PVT	1,178	TRUENAT	02-Oct-20
133	Kalimpong DH	Kalimpong	State Govt	521	TRUENAT	06-Oct-20
134	Mirik BPHC, Darjeeling	Darjeeling	State Govt	136	TRUENAT	09-Oct-20
135	Barjore SSH, Bankura	Bankura	State Govt	414	TRUENAT	11-Oct-20
136	Darjeeling DH	Darjeeling	State Govt	568	TRUENAT	11-Oct-20
137	Metropolis Kolkata	Kolkata	PVT	1,13,601	TRUENAT	14-Oct-20
138	Laboratory Services, Healthworld Hospitals, Durgapur	Paschim Burdwan	PVT	11,004	TRUENAT	04-Dec-20
139	Neotia Getwel Healthcare Centre, Siliguri	Darjeeling	PVT	4,459	CBNAAT	09-Jan-21
140	Arogya Niketan Nursing Home	Darjeeling	PVT	5,756	TRUENAT	16-Jan-21
141	Ruby General Hospital	Kolkata	PVT	5,018	CBNAAT	20-Jan-21
142	Cliniperfect Polyclinic and Diagnostics	North 24 Pargana	PVT	2,062	TRUENAT	23-Feb-21
143	10 Air Force Hospital, Hasimara	Alipurduar	Central Govt	1,060	TRUENAT	23-Apr-21
144	4 Air Force Hospital, Midnapore	Paschim Midnapore	Central Govt	1,843	TRUENAT	23-Apr-21
145	164 Military Hospital, Binnaguri	Jalpaiguri	Central Govt	2,342	TRUENAT	23-Apr-21
146	Central Hospital, SE Railway, Kolkata	Kolkata	Central Govt	1,705	CBNAAT	23-Apr-21
147	Zenith super speciality hospital	Kolkata	PVT	6,103	TRUENAT	23-Apr-21
148	Alipurduar Railway Hospital	Alipurduar	Central Govt	3,920	TRUENAT	23-Apr-21
149	Sonoscan Healthcare Pvt Ltd	Malda	PVT	734	TRUENAT	27-July-21
150	Medica North Bengal Clinic	Darjeeling	PVT	663	TRUENAT	22-Sep-21
151	Antigen Test done within the State		State Govt	85,15,751	-	-
152	Samples Tested in Labs Outside the State		PVT	6,89,353	RT-PCR	-
				1,89,95,979	-	-

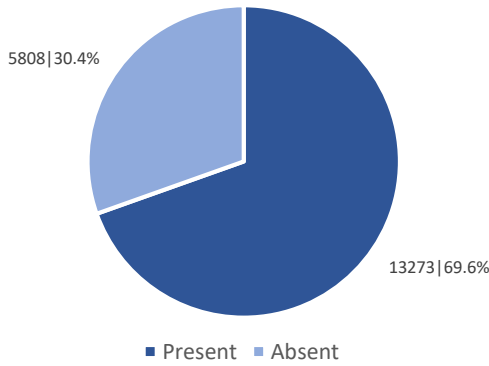
Note: Average tests per CBNAAT and TRUENAT machines are 32 per day and 16 per day respectively



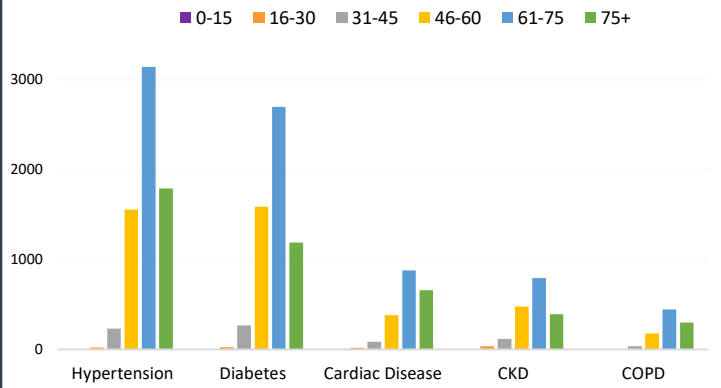
WEST BENGAL COVID-19 HEALTH BULLETIN – 26<sup>th</sup> OCT 2021

X

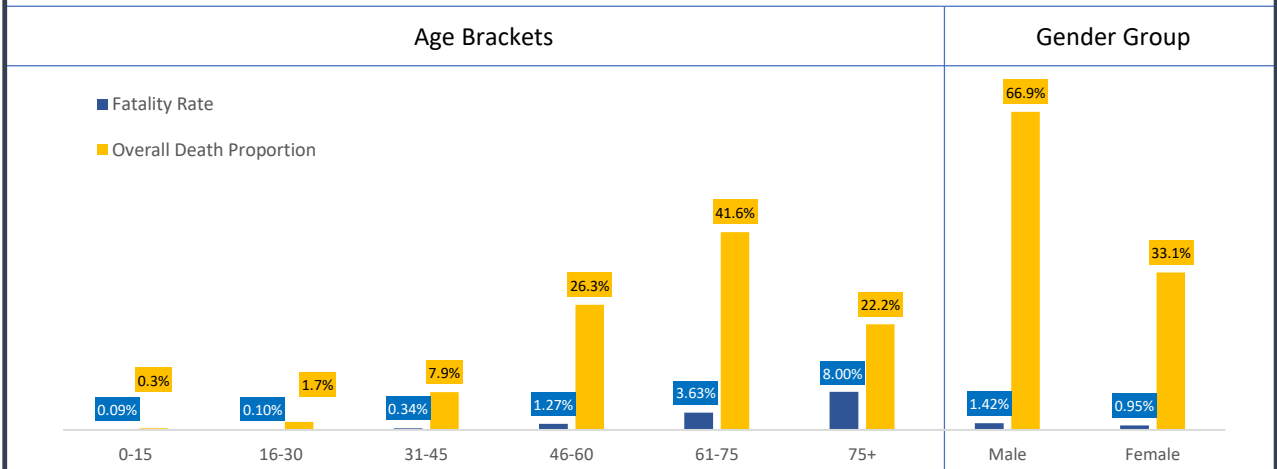
**Comorbidity Status in Deceased Cases (n=19,081)**



**Age Group Wise Comorbidities Among Deceased**

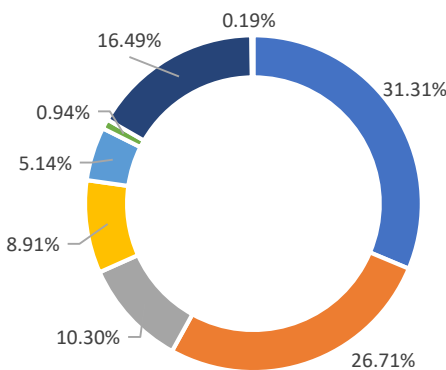


**Fatality Rate & Death Proportion in Respective Age Brackets & Gender Groups**

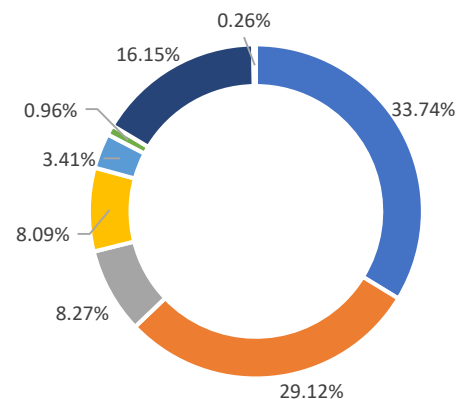


\*The blue data label shows the fatality rate in respective age/gender group i.e. no. of deaths as a proportion of total infections in respective age/gender group  
\*\*The orange data label shows the proportion of total deaths in respective age/gender group

**Share of Comorbidities in Male**



**Share of Comorbidities in Female**



FATALITY ANALYSIS



# Department of Health & Family Welfare Govt. of West Bengal

## WEST BENGAL COVID-19 HEALTH BULLETIN – 26<sup>th</sup> OCT 2021

**XI**

**EQUIPMENT AND CONSUMABLE SUPPLY**

S. No	Consumable	Ordered by State Govt.	Received Yesterday	Total Received by State Govt.	Order Pending
1	PPEs	42.10 L	2,000	32.97 L	9.13 L
2	N95/FFP2 Masks	69.70 L	10,000	69.29 L	0.41 L
3	Regular Masks	148.84 L	20,000	145.50 L	3.34 L
4	Hand Sanitizers (In Ltrs)	6.76 L	1,000	6.67 L	0.09 L
5	Gloves	133.00 L	20,000	128.20 L	4.80 L
6	Thermal Guns	20,000	NIL	20,000	NIL

S. No	Equipment	Number
1	Total Number of HFNO	492
2	Total Number of Oxygen Concentrators	5,815
3	Total Number of functional MGPS	133
4	Total Number of functional LMO Tanks	13
5	Total Number of functional PSA plants	43
6	Total Number of Ventilators in COVID Hospitals	1,298

**XII**

**DEDICATED COVID-19 HELPLINE (24 X 7)**

1. Dedicated COVID-19 Helpline : **1800 313 444 222**
2. Direct Telemedicine Line : **033 23576001**
3. Ambulance Service : **033 40902929**
4. COVID Telemedicine App "[Covid Telemedicine WB](#)" on Google Play Store
  - These services include allocation of beds in Govt. hospitals and Safe Homes
  - Telemedicine for citizens at large and those in home isolation
  - Ambulance service includes guidance and provision of Govt. ambulance
5. Tele-Psychological counselling services have started since August 1<sup>st</sup>, 2020.

General Queries			
1	A	Total Queries addressed in last 24 hours	2,376
	B	Total Queries addressed till 25 <sup>th</sup> Oct	22,74,221
Telemedicine			
2	A	Total consultations given in last 24 hours	1,276
	B	Total consultations given till 25 <sup>th</sup> Oct	9,33,613
Ambulance Services			
3	A	Ambulances assigned in last 24 hours	265
	B	Total calls received in last 24 hours	265
Tele-Psychological Counselling			
4	A	Counselling given in last 24 hours	265
	B	Counselling given till 25 <sup>th</sup> Oct	4,47,825

### State Government Interventions :

- Status of availability of beds for Covid positive patients in government and private hospitals along with information on other related services are available at <https://iCMS.wb.gov.in>
- Safe Homes : An initiative by the Government of West Bengal for care and treatment of asymptomatic/mild symptomatic COVID patients for whom home isolation is not possible /advisable
- As per State Government advisory Satellite Health Facilities are being developed by private hospitals in close vicinity of their hospitals as separate health facility for treatment of asymptomatic/mild symptomatic COVID patients. This intervention is expected to free beds in the hospitals for serious patients.

All the guidelines and orders relating to Covid-19 are posted on [www.wbhealth.gov.in](http://www.wbhealth.gov.in)

You can follow us on :

Facebook at: <https://www.facebook.com/wbdhfw/>

Twitter at: <https://twitter.com/wbdhfw>