



Department of Health & Family Welfare Govt. of West Bengal

WEST BENGAL COVID-19 HEALTH BULLETIN – 26th AUG 2021

COVID 19 STATUS

| S. No | Subject | Number |
|-------|--|--------------------|
| 1 | New COVID-19 Cases on 26 th Aug | 717 |
| 2 | Total COVID-19 Cases till 26th Aug | 15,45,534 |
| 3 | Total Discharged | 15,17,965 (+726) |
| 4 | Total Deaths as on 26 th Aug* | 18,402 (+9) |
| 5 | Active COVID-19 Cases as on 26th Aug | 9,167 (-18) |
| 6 | Discharge Rate (3/2) | 98.22% |
| 7 | Fatality Rate (4/2) | 1.19% |

Note: All figures updated till 9AM, 26th Aug

#Daily increase/decrease with respect to previous day is shown as (+/-)

*Complete analysis can be referred from Section X, (Page no. 5)

TESTING SNAPSHOT

| S. No | Subject | Number |
|-------|--|--------------------|
| 1 | Samples Tested on 26 th Aug | 41,498 |
| 2 | Total Number of Samples Tested till 26th Aug | 1,68,14,817 |
| 3 | Positivity Rate as on 26th Aug | 1.73% |
| 4 | Tests per Million population | 1,86,831 |
| 5 | Total Testing Laboratories* | 136 |
| 6 | RT-PCR/Antigen Test Ratio | 47:53 |

*Detailed breakup of these laboratories is given on Page 3 and Page 4

TREATMENT INFRASTRUCTURE SNAPSHOT

| S. No | Subject | Number |
|-------|--|--------|
| 1 | Total Number of Hospitals dedicated for treating COVID-19 | 203 |
| 2 | Total Number of Govt. Hospitals dedicated for treating COVID-19 | 196 |
| 3 | Total Number of Pvt. Hospitals requisitioned for treating COVID-19 | 7 |
| 4 | Total Number of earmarked COVID-19 Beds | 23,947 |
| 5 | % Occupancy in COVID Beds | 3.05% |
| 6 | Total ICU/HDU Beds in the COVID Hospitals | 2,861 |
| 7 | Total Number of Safe Homes | 200 |
| 8 | Total Number of Beds in Safe Homes | 11,507 |

ACTIVE CASES SNAPSHOT

| S. No | Subject | Number |
|-------|--|--------|
| 1 | Total number of people currently in Home Isolation | 7,961 |
| 2 | Total Number of Patients in Hospitals | 966 |
| 3 | Total Number of Patients in Safe Homes | 240 |

VACCINATION STATUS

| S. No | Subject | Number |
|-------|---|-------------|
| 1 | Total Number of people vaccinated on 26 th Aug | 4,69,931 |
| 2 | First Dose on 26 th Aug | 2,83,168 |
| 3 | Second Dose on 26 th Aug | 1,86,763 |
| 4 | Cumulative Vaccination till 26 th Aug | 3,76,19,618 |
| 5 | Cumulative Vaccination First Dose | 2,71,26,799 |
| 6 | Cumulative Vaccination Second Dose | 1,04,92,819 |
| 7 | Number of CVC (Common Vaccination Centres) | 2,862 |
| 8 | Cumulative AEFI cases reported | 3,241 |
| 9 | Vaccine wastage | -7% |



Department of Health & Family Welfare Govt. of West Bengal

WEST BENGAL COVID-19 HEALTH BULLETIN – 26th AUG 2021

VI

DISTRICT COVID-19 STATUS#

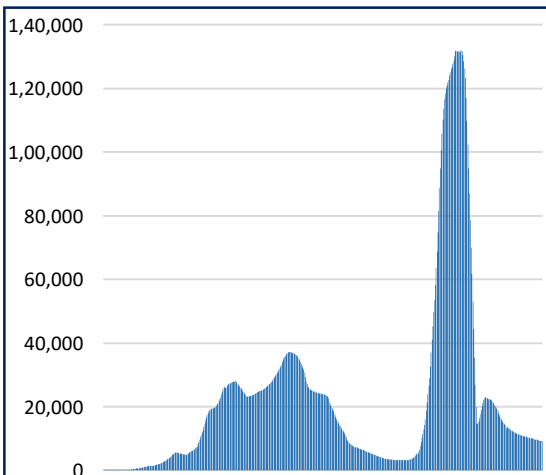
| 1 | 2 | 3 | 4 | 5 | 6 = 3-4-5 | 7 |
|--------------|-------------------|---------------------------------|---------------------------------|----------------------------|----------------------------|--------------------|
| S. No | District | Total Cases | Total Discharged | Total Deaths | Total Active Cases | Last Reported Case |
| 1 | Alipurduar | 15,179 ⁺¹⁰ | 14,912 ⁺¹⁴ | 99 | 168 ⁻⁴ | 25-Aug-21 |
| 2 | Coochbehar | 28,383 ⁺²⁵ | 27,851 ⁺³⁵ | 95 | 437 ⁻¹⁰ | 25-Aug-21 |
| 3 | Darjeeling | 54,921 ⁺⁶⁵ | 53,575 ⁺⁶⁶ | 516 ⁺¹ | 830 ⁻² | 25-Aug-21 |
| 4 | Kalimpong | 6,677 ⁺¹² | 6,440 ⁺¹⁵ | 49 | 188 ³ | 25-Aug-21 |
| 5 | Jalpaiguri | 40,730 ⁺²⁹ | 39,706 ⁺³⁸ | 551 | 473 ⁻⁹ | 25-Aug-21 |
| 6 | Uttar Dinajpur | 19,594 ⁺⁴ | 19,273 ⁺⁷ | 235 | 86 ⁻³ | 25-Aug-21 |
| 7 | Dakshin Dinajpur | 17,073 ⁺¹³ | 16,808 ⁺⁷ | 168 | 97 ⁺⁶ | 25-Aug-21 |
| 8 | Malda | 32,797 ⁺¹⁰ | 32,535 ⁺⁶ | 185 | 77 ⁺⁴ | 25-Aug-21 |
| 9 | Murshidabad | 33,708 ⁺³ | 33,321 ⁺⁵ | 323 | 64 ⁻² | 25-Aug-21 |
| 10 | Nadia | 70,244 ⁺³⁶ | 68,956 ⁺⁴⁴ | 740 ⁺¹ | 548 ⁻⁹ | 25-Aug-21 |
| 11 | Birbhum | 40,523 ⁺⁸ | 40,135 ⁺⁸ | 285 | 103 | 25-Aug-21 |
| 12 | Purulia | 19,259 ⁺⁸ | 19,094 ⁺⁴ | 112 | 53 ⁺⁴ | 25-Aug-21 |
| 13 | Bankura | 35,057 ⁺¹⁹ | 34,481 ⁺²⁵ | 262 | 314 ⁻⁶ | 25-Aug-21 |
| 14 | Jhargram | 11,636 ⁺¹⁴ | 11,382 ⁺¹⁸ | 27 | 227 ⁻⁴ | 25-Aug-21 |
| 15 | Paschim Medinipur | 51,662 ⁺⁴⁸ | 50,640 ⁺⁴¹ | 500 ⁺¹ | 522 ⁺⁶ | 25-Aug-21 |
| 16 | Purba Medinipur | 61,497 ⁺⁴³ | 60,520 ⁺⁴⁸ | 382 ⁺¹ | 595 ⁻⁶ | 25-Aug-21 |
| 17 | Purba Bardhaman | 40,495 ⁺²¹ | 40,041 ⁺²¹ | 187 | 267 | 25-Aug-21 |
| 18 | Paschim Bardhaman | 56,628 ⁺¹³ | 56,072 ⁺¹⁷ | 350 | 206 ⁻⁴ | 25-Aug-21 |
| 19 | Howrah | 95,403 ⁺⁴⁵ | 93,409 ⁺³⁹ | 1,494 | 500 ⁺⁶ | 25-Aug-21 |
| 20 | Hooghly | 82,742 ⁺³⁸ | 81,266 ⁺⁴³ | 936 ⁺¹ | 540 ⁻⁶ | 25-Aug-21 |
| 21 | North 24 Parganas | 3,21,413 ⁺⁹⁷ | 3,15,660 ⁺⁸⁹ | 4,620 ⁺³ | 1,133 ⁺⁵ | 25-Aug-21 |
| 22 | South 24 Parganas | 97,460 ⁺³⁸ | 95,449 ⁺⁵⁹ | 1,285 | 726 ⁻²¹ | 25-Aug-21 |
| 23 | Kolkata | 3,12,387 ⁺¹¹⁸ | 3,06,376 ⁺⁷⁷ | 4,998 ⁺¹ | 1,013 ⁺⁴⁰ | 25-Aug-21 |
| 24 | Other State | 66 | 63 | 3 | 0 | 6-Jun-20 |
| TOTAL | | 15,45,534⁺⁷¹⁷ | 15,17,965⁺⁷²⁶ | 18,402⁺⁹ | 9,167⁻¹⁸ | |

#District Wise data is subject to verification and may change

#Daily increase/decrease with respect to previous day is in superscript as +/- (Eg: ⁺⁴)

VII

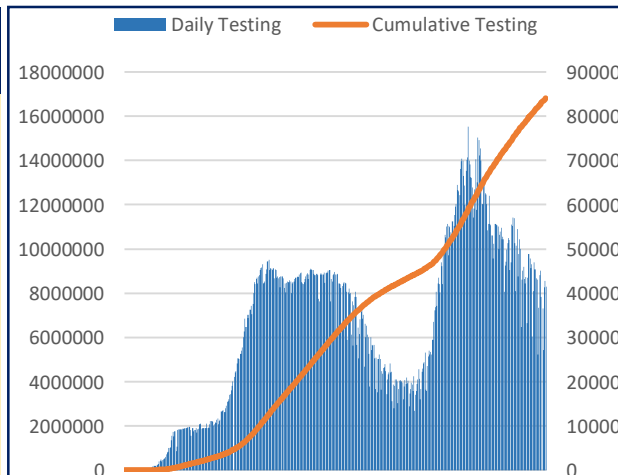
DAILY CUMULATIVE ACTIVE COVID-19 CASES



17th March 2020 to 26th Aug 2021

VIII

SAMPLES TESTED (Daily and Cumulative)



17th March 2020 to 26th Aug 2021



Department of Health & Family Welfare Govt. of West Bengal

WEST BENGAL COVID-19 HEALTH BULLETIN – 26th AUG 2021

IX

DETAILS OF TESTING LABS

| S. No. | Name of Testing Lab | District | Authority | Samples Tested | Testing Method | Functional WEF |
|--------|--|-------------------|--------------|----------------|----------------|-----------------|
| 1 | NICED | Kolkata | Central Govt | 3,19,423 | RT-PCR | Since Beginning |
| 2 | SSKM | Kolkata | State Govt | 4,47,279 | RT-PCR | 17-Mar-20 |
| 3 | Medinipur MCH | Paschim Midnapore | State Govt | 2,35,330 | RT-PCR | 24-Mar-20 |
| 4 | North Bengal MCH | Darjeeling | State Govt | 5,45,969 | RT-PCR | 29-Mar-20 |
| 5 | School of Tropical Medicine | Kolkata | State Govt | 3,18,360 | RT-PCR | 01-Apr-20 |
| 6 | Apollo Hospital | North 24 Pargana | PVT | 88,222 | RT-PCR | 06-Apr-20 |
| 7 | Tata Medical Centre | North 24 Pargana | PVT | 29,943 | RT-PCR | 06-Apr-20 |
| 8 | Malda MCH | Malda | State Govt | 3,88,691 | RT-PCR | 08-Apr-20 |
| 9 | Dr. Lal Pathlab | North 24 Pargana | PVT | 4,73,386 | RT-PCR | 17-Apr-20 |
| 10 | Command Hospital | Kolkata | Central Govt | 51,704 | RT-PCR | 17-Apr-20 |
| 11 | CNCI | Kolkata | Central Govt | 38,199 | RT-PCR | 22-Apr-20 |
| 12 | RG Kar MCH | Kolkata | State Govt | 3,56,052 | RT-PCR | 24-Apr-20 |
| 13 | SURAKSHA | North 24 Pargana | PVT | 2,76,126 | RT-PCR | 24-Apr-20 |
| 14 | Murshidabad MCH | Murshidabad | State Govt | 3,10,701 | RT-PCR | 26-Apr-20 |
| 15 | Peerless | Kolkata | PVT | 1,00,176 | RT-PCR | 30-Apr-20 |
| 16 | Burdwan MCH | Burdwan | State Govt | 2,99,277 | RT-PCR | 06-May-20 |
| 17 | MCH Kolkata | Kolkata | State Govt | 1,55,543 | RT-PCR | 08-May-20 |
| 18 | NRS MCH | Kolkata | State Govt | 1,92,312 | RT-PCR | 12-May-20 |
| 19 | Sanaka Hospitals | Paschim Burdwan | PVT | 1,42,956 | RT-PCR | 12-May-20 |
| 20 | Medica Hospital | Kolkata | PVT | 1,72,929 | RT-PCR | 15-May-20 |
| 21 | Bankura MCH | Bankura | State Govt | 2,85,056 | RT-PCR | 22-May-20 |
| 22 | Suri DH | Birbhum | State Govt | 1,92,841 | RT-PCR | 22-May-20 |
| 23 | Coochbehar GMCH | Cooch Bihar | State Govt | 2,86,038 | RT-PCR | 06-Jun-20 |
| 24 | COMJNM Kalyani | Nadia | State Govt | 2,53,231 | RT-PCR | 10-Jun-20 |
| 25 | Desun Hospital | Kolkata | PVT | 12,566 | RT-PCR | 17-Jun-20 |
| 26 | RN Tagore Hospital | Kolkata | PVT | 68,701 | RT-PCR | 24-Jun-20 |
| 27 | Raigunj MCH | Uttar Dinajpur | State Govt | 1,39,602 | RT-PCR | 26-Jun-20 |
| 28 | Jagannath Gupta Institute of Medical Sciences | South 24 Pargana | PVT | 9,407 | RT-PCR | 06-Jul-20 |
| 29 | ESI-PGIMS | Kolkata | PVT | 21,983 | RT-PCR | 16-Jul-20 |
| 30 | Remedy Lifecare, Kolkata | Kolkata | PVT | 21,321 | RT-PCR | 21-Jul-20 |
| 31 | AMRI Dhakuria | Kolkata | PVT | 79,177 | RT-PCR | 19-May-20 |
| 32 | Rampurhat MCH | Birbhum | State Govt | 1,59,764 | RT-PCR | 19-May-20 |
| 33 | CNMCH | Kolkata | State Govt | 1,22,906 | RT-PCR | 20-May-20 |
| 34 | DH GMCH | South 24 Pargana | State Govt | 2,70,443 | RT-PCR | 20-May-20 |
| 35 | COMSDH | North 24 Pargana | State Govt | 96,960 | RT-PCR | 27-May-20 |
| 36 | Purulia Govt. MCH | Purulia | State Govt | 1,69,608 | RT-PCR | 03-Jun-20 |
| 37 | SRL Lab | Kolkata | PVT | 3,23,276 | RT-PCR | 18-Jun-20 |
| 38 | Probe diagnostics | Kolkata | PVT | 76,073 | RT-PCR | 14-Aug-20 |
| 39 | Pulse Diagnostics | Kolkata | PVT | 1,18,614 | RT-PCR | 12-Sep-20 |
| 40 | RB Diagnostic Kolkata | Kolkata | PVT | 1,47,357 | RT-PCR | 20-Sep-20 |
| 41 | Purba Medinipur DH | Purba Midnapur | State Govt | 95,533 | RT-PCR | 24-Sep-20 |
| 42 | B.P. Poddar Hospital & Medical Research Ltd | Kolkata | PVT | 4,897 | RT-PCR | 27-Oct-20 |
| 43 | Swastik Clinic & Seva Sadan Pvt. Ltd., Birbhum | Birbhum | PVT | 1,475 | RT-PCR | 27-Oct-20 |
| 44 | Repromed Diagnostic Ltd | Kolkata | PVT | 36,755 | RT-PCR | 24-Sep-20 |
| 45 | Gouri Devi Institute of Medical Sciences | Purba Burdwan | PVT | 7,216 | RT-PCR | 07-Nov-20 |
| 46 | IQ City Medical College Durgapur | Paschim Burdwan | PVT | 20,256 | RT-PCR | 04-Dec-20 |
| 47 | Imambara DH, Hooghly | Hooghly | State Govt | 92,117 | RT-PCR | 15-Dec-20 |
| 48 | Saroj Gupta Cancer Center & Research Institute | Kolkata | PVT | 7,084 | RT-PCR | 23-Dec-20 |
| 49 | Lasco Medicare Pvt. Ltd. Howrah | Howrah | PVT | 17,923 | RT-PCR | 05-Jan-21 |
| 50 | Icare Institute of Medical Sciences and Research | Purba Midnapur | PVT | 8,803 | RT-PCR | 25-Jan-21 |
| 51 | Sanjiban Hospital, Howrah | Howrah | PVT | 10,693 | RT-PCR | 23-Feb-21 |
| 52 | GCC DNA Diagnostic Lab | South 24 Pargana | PVT | 4,173 | RT-PCR | 22-Apr-21 |
| 53 | Quadra Medical Services | Kolkata | PVT | 1,810 | RT-PCR | 01-May-21 |
| 54 | Hindlabs, Kolkata | North 24 Pargana | PVT | 21,935 | RT-PCR | 15-May-21 |
| 55 | Pathkind Lab, Kolkata | Kolkata | PVT | 14,315 | RT-PCR | 25-May-21 |
| 56 | KPC Medical College | Kolkata | PVT | 1,364 | RT-PCR | 1-Jun-21 |
| 57 | Krishna Medica Lab, Kolkata | Kolkata | PVT | 13,667 | RT-PCR | 2-Jun-21 |
| 58 | Institute of Neurosciences, Kolkata | Kolkata | PVT | 1,249 | RT-PCR | 4-Jun-21 |
| 59 | Life Cell International, Kolkata | North 24 Pargana | PVT | 12,498 | RT-PCR | 4-Jun-21 |
| 60 | The Apollo Clinic - Pvt.Ltd. | Kolkata | PVT | 3,935 | RT-PCR | 8-Jun-21 |
| 61 | Genu Path Labs | North 24 Pargana | PVT | 1,367 | RT-PCR | 27-Jun-21 |
| 62 | Dr. ABG's Pathoscan Center | Purba Burdwan | PVT | 1,689 | RT-PCR | 30-Jun-21 |
| 63 | Aloka Medicare Pvt Ltd | Kolkata | PVT | 1,566 | RT-PCR | 8-July-21 |
| 64 | Burnpur Hospital (SAIL-IISCO) | Paschim Burdwan | PVT | 1,628 | RT-PCR | 8-July-21 |
| 65 | Nirayan Healthcare Pvt Ltd | North 24 Pargana | PVT | 4,426 | RT-PCR | 18-July-21 |
| 66 | Welkin Medicare Pvt Ltd | Kolkata | PVT | 726 | RT-PCR | 30-July-21 |
| 67 | Organ Diagnostic Centre | Kolkata | PVT | 1,126 | RT-PCR | 31-July-21 |
| 68 | Specialist Clinic & Diagnostic | North 24 Pargana | PVT | 1,487 | RT-PCR | 03-Aug-21 |
| 69 | Medionn Diagnostic Ltd | Howrah | PVT | 1,301 | RT-PCR | 5-Aug-21 |

Note: Average tests per CBNAAT and TRUENAT machines are 32 per day and 16 per day respectively



Department of Health & Family Welfare Govt. of West Bengal

WEST BENGAL COVID-19 HEALTH BULLETIN – 26th AUG 2021

IX

DETAILS OF TESTING LABS

| S. No. | Name of Testing Lab | District | Authority | Samples Tested | Testing Method | Functional WEF |
|--------------|--|-------------------|--------------|--------------------|----------------|----------------|
| 70 | Molecular Lab of Paramount Hospital | Darjeeling | PVT | 117 | RT-PCR | 12-Aug-21 |
| 71 | Lakhotia Diagnostic Services | Howrah | PVT | 78 | RT-PCR | 20-Aug-21 |
| 72 | One Diagnostics | Kolkata | PVT | 36 | RT-PCR | 20-Aug-21 |
| 73 | B M Birla Hospital | Kolkata | PVT | 1,047 | RT-LAMP | 7-Jun-21 |
| 74 | Agrasen Healthcare Centre | Jalpaiguri | PVT | 2,095 | RT-LAMP | 22-July-21 |
| 75 | AMRI Salt Lake | North 24 Pargana | PVT | 25,502 | CBNAAT | 01-May-20 |
| 76 | CMRI | Kolkata | PVT | 24,979 | CBNAAT | 13-May-20 |
| 77 | Asansol DH | Paschim Burdwan | State Govt | 41,819 | TRUENAT | 19-May-20 |
| 78 | Jhargram DH | Jhargram | State Govt | 2,754 | TRUENAT | 19-May-20 |
| 79 | Falakata SSH | Alipurduar | State Govt | 3,872 | TRUENAT | 20-May-20 |
| 80 | Balurghat DH | Dakshin Dinajpur | State Govt | 3,627 | TRUENAT | 22-May-20 |
| 81 | Serampore DH | Hooghly | State Govt | 1,214 | TRUENAT | 25-May-20 |
| 82 | Uluberia SSH | Howrah | State Govt | 1,986 | TRUENAT | 27-May-20 |
| 83 | Jangipur SDH | Murshidabad | State Govt | 1,685 | TRUENAT | 27-May-20 |
| 84 | Egra SDH | Purba Midnapur | State Govt | 823 | TRUENAT | 27-May-20 |
| 85 | MR Bangur Hospital | South 24 Pargana | State Govt | 417 | TRUENAT | 28-May-20 |
| 86 | Chanchal SDH | Malda | State Govt | 559 | TRUENAT | 28-May-20 |
| 87 | Biswa Bangla Krirangan COVID Hospital | Jalpaiguri | State Govt | 1,75,323 | TRUENAT | 31-May-20 |
| 88 | Woodlands | Kolkata | PVT | 15,242 | CBNAAT | 11-Jun-20 |
| 89 | Alipurduar DH | Alipurduar | State Govt | 1,585 | TRUENAT | 16-Jun-20 |
| 90 | Basirhat DH | North 24 Pargana | State Govt | 512 | TRUENAT | 19-Jun-20 |
| 91 | Anandaloke Sonoscan, Siliguri | Darjeeling | PVT | 20,122 | TRUENAT | 27-Jun-20 |
| 92 | Gangarampur SDH | Dakshin Dinajpur | State Govt | 1,313 | CBNAAT | 16-Jul-20 |
| 93 | Contai SDH | Purba Midnapur | State Govt | 1,902 | TRUENAT | 20-Jul-20 |
| 94 | ILS hospital | Kolkata | PVT | 4,392 | TRUENAT | 25-Jul-20 |
| 95 | Uttar Latabari DH | Alipurduar | State Govt | 313 | TRUENAT | 04-Aug-20 |
| 96 | Nandigram SSH/DH | Purba Midnapur | State Govt | 826 | TRUENAT | 04-Aug-20 |
| 97 | Panskura Hospital | Purba Midnapur | State Govt | 436 | TRUENAT | 06-Aug-20 |
| 98 | Chittaranjan Seva Sadan Hospital | Kolkata | State Govt | 1,763 | TRUENAT | 10-Aug-20 |
| 99 | Dr. PK Saha Hospital, Coochbihar | Cooch Bihar | PVT | 7,783 | TRUENAT | 11-Aug-20 |
| 100 | Salt Lake SDH | North 24 Pargana | State Govt | 853 | TRUENAT | 13-Aug-20 |
| 101 | Charnock Hospital | Kolkata | PVT | 10,206 | TRUENAT | 14-Aug-20 |
| 102 | Gabberia SGH | Howrah | State Govt | 760 | TRUENAT | 15-Aug-20 |
| 103 | Spandan Disgnostic Center | Paschim Midnapore | PVT | 11,744 | TRUENAT | 16-Aug-20 |
| 104 | Kakdwip SSH | South 24 Pargana | State Govt | 277 | TRUENAT | 17-Aug-20 |
| 105 | Mal SSH | Jalpaiguri | State Govt | 198 | TRUENAT | 18-Aug-20 |
| 106 | Howrah DH | Howrah | State Govt | 185 | TRUENAT | 21-Aug-20 |
| 107 | Spandan Hospital, Kolkata | North 24 Pargana | PVT | 4,806 | TRUENAT | 01-Sep-20 |
| 108 | Sagardighi SSH | Murshidabad | State Govt | 618 | TRUENAT | 02-Sep-20 |
| 109 | Domkal SSH | Murshidabad | State Govt | 164 | TRUENAT | 06-Sep-20 |
| 110 | Udaynarayanpur SGH Howrah | Howrah | State Govt | 53 | TRUENAT | 07-Sep-20 |
| 111 | GD Hospital & Diabetes Institute, Howrah | Kolkata | PVT | 2,950 | CBNAAT | 08-Sep-20 |
| 112 | Nightingale Diagnostic & Medicare Centre | Kolkata | PVT | 14,289 | TRUENAT | 12-Sep-20 |
| 113 | Bhagirathi Neotia Woman * Child Care Centre | North 24 Pargana | PVT | 1,272 | CBNAAT | 16-Sep-20 |
| 114 | Krishnanagar DTC | Nadia | State Govt | 172 | TRUENAT | 29-Sep-20 |
| 115 | Mission Hospital, Durgapur | Paschim Burdwan | PVT | 22,637 | TRUENAT | 29-Sep-20 |
| 116 | Medinova, Kolkata | Kolkata | PVT | 6,099 | TRUENAT | 01-Oct-20 |
| 117 | MSS Bansal Medical, Kolkata | Kolkata | PVT | 16,364 | TRUENAT | 02-Oct-20 |
| 118 | TJJ, SGH, Howrah | Howrah | PVT | 407 | TRUENAT | 02-Oct-20 |
| 119 | Narayan Memorial Hospital, Kolkata | Kolkata | PVT | 1,153 | TRUENAT | 02-Oct-20 |
| 120 | Kalimpong DH | Kalimpong | State Govt | 493 | TRUENAT | 06-Oct-20 |
| 121 | Mirik BPHC, Darjeeling | Darjeeling | State Govt | 136 | TRUENAT | 09-Oct-20 |
| 122 | Barjore SSH, Bankura | Bankura | State Govt | 411 | TRUENAT | 11-Oct-20 |
| 123 | Darjeeling DH | Darjeeling | State Govt | 507 | TRUENAT | 11-Oct-20 |
| 124 | Metropolis Kolkata | Kolkata | PVT | 96,413 | TRUENAT | 14-Oct-20 |
| 125 | Laboratory Services, Healthworld Hospitals, Durgapur | Paschim Burdwan | PVT | 8,689 | TRUENAT | 04-Dec-20 |
| 126 | Neotia Getwel Healthcare Centre, Siliguri | Darjeeling | PVT | 3,242 | CBNAAT | 09-Jan-21 |
| 127 | Arogya Niketan Nursing Home | Darjeeling | PVT | 4,818 | TRUENAT | 16-Jan-21 |
| 128 | Ruby General Hospital | Kolkata | PVT | 3,567 | CBNAAT | 20-Jan-21 |
| 129 | Cliniperfect Polyclinic and Diagnostics | North 24 Pargana | PVT | 1,684 | TRUENAT | 23-Feb-21 |
| 130 | 10 Air Force Hospital, Hasimara | Alipurduar | Central Govt | 1,035 | TRUENAT | 23-Apr-21 |
| 131 | 4 Air Force Hospital, Midnapore | Paschim Midnapore | Central Govt | 1,610 | TRUENAT | 23-Apr-21 |
| 132 | 164 Military Hospital, Binnaguri | Jalpaiguri | Central Govt | 1,970 | TRUENAT | 23-Apr-21 |
| 133 | Central Hospital, SE Railway, Kolkata | Kolkata | Central Govt | 1,325 | CBNAAT | 23-Apr-21 |
| 134 | Zenith super speciality hospital | Kolkata | PVT | 3,873 | TRUENAT | 23-Apr-21 |
| 135 | Alipurduar Railway Hospital | Alipurduar | Central Govt | 2,450 | TRUENAT | 23-Apr-21 |
| 136 | Sonoscan Healthcare Pvt Ltd | Malda | PVT | 239 | TRUENAT | 27-July-21 |
| 137 | Antigen Test done within the State | | State Govt | 74,66,126 | - | - |
| 138 | Samples Tested in Labs outside the State | | PVT | 5,86,384 | RT-PCR | - |
| TOTAL | | | | 1,68,14,817 | - | - |

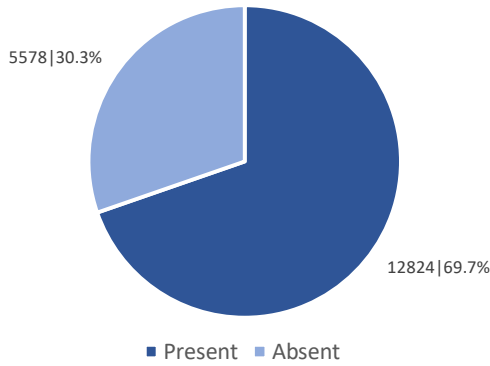
Note: Average tests per CBNAAT and TRUENAT machines are 32 per day and 16 per day respectively



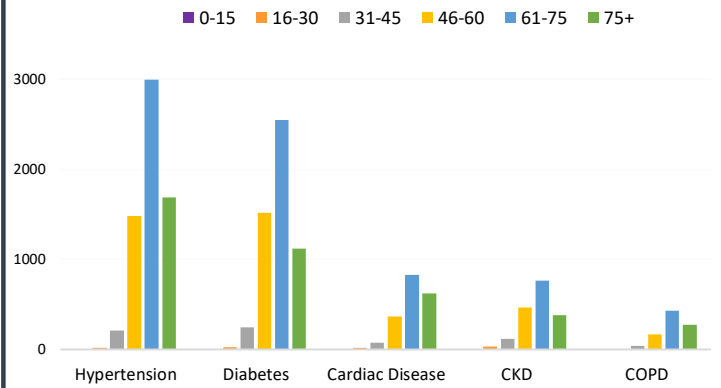
WEST BENGAL COVID-19 HEALTH BULLETIN – 26th AUG 2021

X

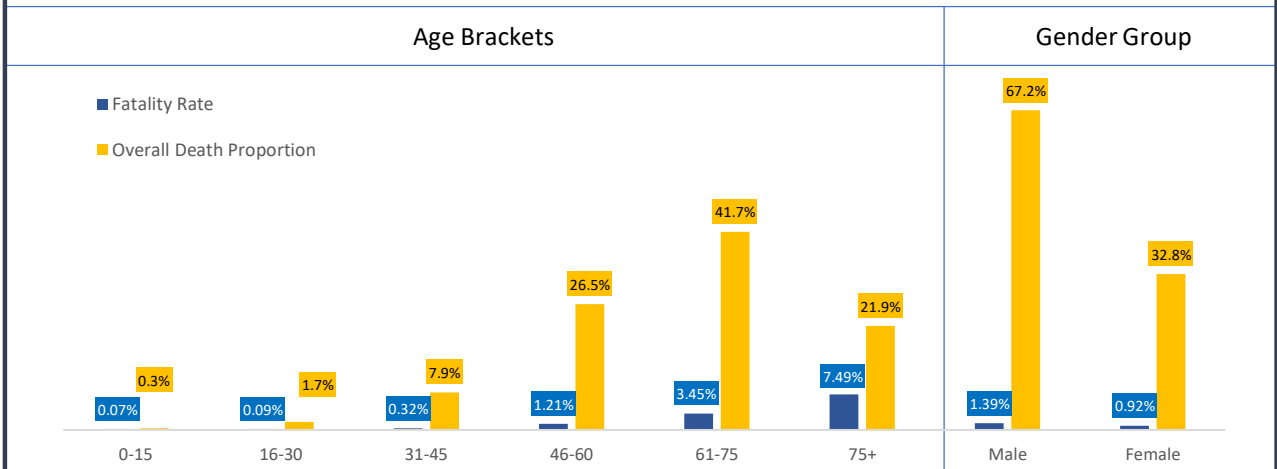
Comorbidity Status in Deceased Cases (n=18,402)



Age Group Wise Comorbidities Among Deceased

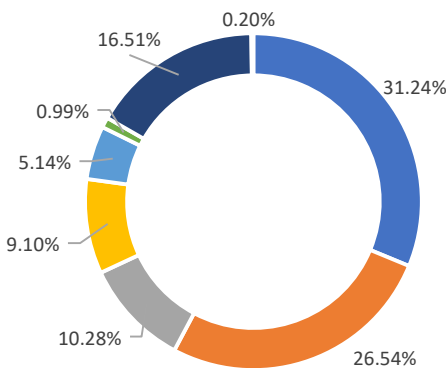


Fatality Rate & Death Proportion in Respective Age Brackets & Gender Groups

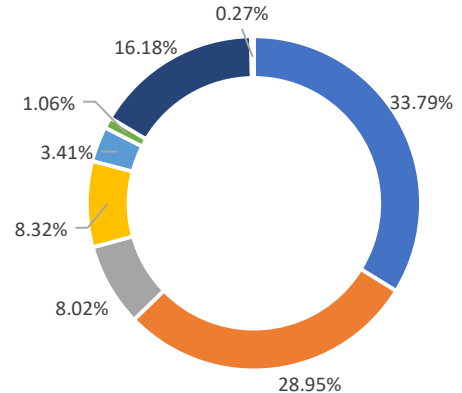


*The blue data label shows the fatality rate in respective age/gender group i.e. no. of deaths as a proportion of total infections in respective age/gender group
**The orange data label shows the proportion of total deaths in respective age/gender group

Share of Comorbidities in Male



Share of Comorbidities in Female



■ Hypertension ■ Diabetes ■ Cardiac Disease ■ CKD ■ COPD ■ Malignancy ■ Other ■ on Dialysis

FATALITY ANALYSIS



Department of Health & Family Welfare Govt. of West Bengal

WEST BENGAL COVID-19 HEALTH BULLETIN – 26th AUG 2021

XI

EQUIPMENT AND CONSUMABLE SUPPLY

| S. No | Consumable | Ordered by State Govt. | Received Yesterday | Total Received by State Govt. | Order Pending |
|-------|---------------------------|------------------------|--------------------|-------------------------------|---------------|
| 1 | PPEs | 42.10 L | 2,000 | 31.75 L | 10.35 L |
| 2 | N95/FFP2 Masks | 68.20 L | 10,000 | 63.49 L | 4.71 L |
| 3 | Regular Masks | 133.84 L | 20,000 | 133.30 L | 0.54 L |
| 4 | Hand Sanitizers (In Ltrs) | 6.21 L | 1,000 | 6.06 L | 0.15 L |
| 5 | Gloves | 125.00 L | 20,000 | 124.00 L | 1.00 L |
| 6 | Thermal Guns | 20,000 | NIL | 20,000 | NIL |

| S. No | Equipment | Number |
|-------|--|--------|
| 1 | Total Number of HFNO | 470 |
| 2 | Total Number of Oxygen Concentrators | 5,644 |
| 3 | Total Number of functional MGPS | 114 |
| 4 | Total Number of functional LMO Tanks | 10 |
| 5 | Total Number of functional PSA plants | 10 |
| 6 | Total Number of Ventilators in COVID Hospitals | 1,298 |

XII

DEDICATED COVID-19 HELPLINE (24 X 7)

1. Dedicated COVID-19 Helpline : **1800 313 444 222**
2. Direct Telemedicine Line : **033 23576001**
3. Ambulance Service : **033 40902929**
4. COVID Telemedicine App "[Covid Telemedicine WB](#)" on Google Play Store
 - These services include allocation of beds in Govt. hospitals and Safe Homes
 - Telemedicine for citizens at large and those in home isolation
 - Ambulance service includes guidance and provision of Govt. ambulance
5. Tele-Psychological counselling services have started since August 1st, 2020.

| General Queries | | | |
|--------------------------------|---|---|-----------|
| 1 | A | Total Queries addressed in last 24 hours | 2,455 |
| | B | Total Queries addressed till 25 th Aug | 21,26,855 |
| Telemedicine | | | |
| 2 | A | Total consultations given in last 24 hours | 1,271 |
| | B | Total consultations given till 25 th Aug | 8,59,569 |
| Ambulance Services | | | |
| 3 | A | Ambulances assigned in last 24 hours | 195 |
| | B | Total calls received in last 24 hours | 195 |
| Tele-Psychological Counselling | | | |
| 4 | A | Counselling given in last 24 hours | 505 |
| | B | Counselling given till 25 th Aug | 4,19,641 |

State Government Interventions :

- Status of availability of beds for Covid positive patients in government and private hospitals along with information on other related services are available at <https://icms.wb.gov.in>
- Safe Homes : An initiative by the Government of West Bengal for care and treatment of asymptomatic/mild symptomatic COVID patients for whom home isolation is not possible /advisable
- As per State Government advisory Satellite Health Facilities are being developed by private hospitals in close vicinity of their hospitals as separate health facility for treatment of asymptomatic/mild symptomatic COVID patients. This intervention is expected to free beds in the hospitals for serious patients.

All the guidelines and orders relating to Covid-19 are posted on www.wbhealth.gov.in

You can follow us on :

Facebook at: <https://www.facebook.com/wbdhfw/>

Twitter at: <https://twitter.com/wbdhfw>