



Department of Health & Family Welfare Govt. of West Bengal

WEST BENGAL COVID-19 HEALTH BULLETIN - 25th JUNE 2020

Active COVID-19 Cases as on 25th June: 4,852

COVID 19 STATUS	S. No	Subject	Number
	1	Total COVID-19 Cases till 24 th June	15,173
	2	New COVID-19 Cases on 25 th June	475
	3	Total COVID-19 Cases till 25th June (1+2)	15,648
	4	Total Discharged	10,190 (+488)
	5	Total Deaths as on 25 th June*	606 (+15)
	6	Active COVID-19 Cases as on 25th June	4,852 (-28)
	7	Discharge Rate (4/3)	65.12%

Note: All figures updated till 9AM, 25th June

#Daily increase/decrease with respect to previous day is shown as (+/-)

*Complete analysis can be referred from **Section X**, (Page no. 5)

TESTING SNAPSHOT	S. No	Subject	Number
	1	Samples Tested till 24 th June	4,29,766
	2	Samples Tested on 25 th June	9,492
	3	Total Number of Samples Tested till 25th June (1+2)	4,39,258
	4	Tests per Million population	4,881
	5	% of Positive Cases out of Samples Tested	3.56%
	6	Total Testing Laboratories*	50
	7	Testing Laboratories added this week	2
8	Testing Laboratories pending approval	1	

*Detailed breakup of these laboratories is given on **Page 4**

INFRASTRUCTURE DETAILS	S. No	Subject	Number
	1	Total Number of Hospitals dedicated for treating COVID-19	78
	2	Total Number of Govt. Hospitals dedicated for treating COVID-19	25
	3	Total Number of Pvt. Hospitals requisitioned for treating COVID-19	53
	4	Total Number of earmarked COVID-19 Beds	10,425
	5	% Occupancy in COVID Beds	21.03%
	6	Total ICU Beds in the COVID Hospitals	948
7	Total Number of Ventilators in the COVID Hospitals	395	

QUARANTINE DETAILS	IV		
	Institutional Quarantine		
	1	Total Govt. Quarantine Centres	582
	2	Total number of people in Govt. Quarantine Centres	7,865
	3	Total number of people released from Govt. Quarantine Centres	93,180
	Home Quarantine		
	1	Total Home Quarantined People	3,02,688
	2	Total number of people currently in Home Quarantine	98,751
	3	Total number of people released from Home Quarantine Centres	2,03,937
	Quarantine for Migrant Returnees*		
	1	Total Quarantine Facilities	4,937
	2	Total number of returnees in Quarantine Centres	34,059
	3	Total number of workers released from Quarantine Centres	2,25,732
	Safe Homes		
	1	Total Number of Safe Homes	106
	2	Total Number of Beds in Safe Homes	6,908
	3	Total Number of Patients in Safe Homes currently	495

*State Govt has set-up special quarantine facilities for migrant workers returning via Shramik Trains



Department of Health & Family Welfare Govt. of West Bengal

WEST BENGAL COVID-19 HEALTH BULLETIN - 25th JUNE 2020

V

DISTRICT SNAPSHOT#

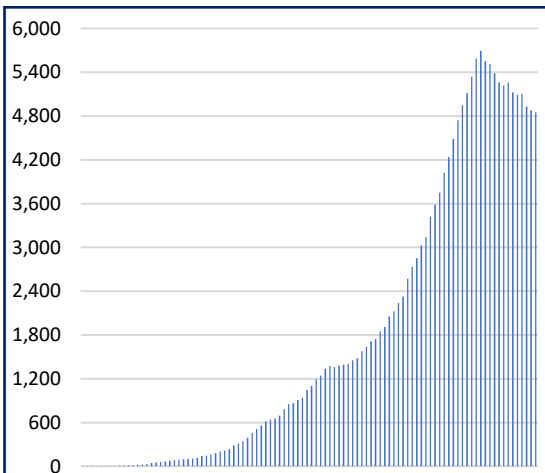
1	2	3	4	5	6 = 3-4-5	7
S. No	District	Total Cases	Total Discharged	Total Deaths	Total Active Cases	Last Reported Case
1	Alipurduar	178	81 ⁺⁹	0	97 ⁻⁹	23-Jun
2	Coochbehar	291	266	0	25	23-Jun
3	Darjeeling	395 ⁺³²	206 ⁺¹⁵	8 ⁺²	181 ⁺¹⁵	24-Jun
4	Kalimpong	52	43 ⁺²	1	8 ⁻²	20-Jun
5	Jalpaiguri	318	234 ⁺³⁴	0	84 ⁻³⁴	23-Jun
6	Uttar Dinajpur	274 ⁺¹⁶	219 ⁺⁴	1 ⁺¹	54 ⁺¹¹	24-Jun
7	Dakshin Dinajpur	162	78 ⁺¹	0	84 ⁻¹	22-Jun
8	Malda	489 ⁺²⁰	297 ⁺⁶	0	192 ⁺¹⁴	24-Jun
9	Murshidabad	213 ⁺⁵	167 ⁺⁸	3	43 ⁻³	24-Jun
10	Nadia	285 ⁺⁸	186 ⁺¹⁴	5	94 ⁻⁶	24-Jun
11	Birbhum	292 ⁺³	258 ⁺⁸	2	32 ⁻⁵	24-Jun
12	Purulia	87	84	0	3	17-Jun
13	Bankura	223 ⁺²	177	0	46 ⁺²	24-Jun
14	Jhargram	19	19	0	0	14-Jun
15	Paschim Medinipur	350 ⁺⁷	302 ⁺¹	4 ⁺¹	44 ⁺⁵	24-Jun
16	Purba Medinipur	291 ⁺⁴	206 ⁺²⁵	4	81 ⁻²¹	24-Jun
17	Purba Bardhaman	155 ⁺⁴	135 ⁺³	0	20 ⁺¹	24-Jun
18	Paschim Bardhaman	125 ⁺¹	103 ⁺²	3	19 ⁻¹	24-Jun
19	Howrah	2,265 ⁺⁴²	1,634 ⁺⁵⁷	85 ⁺¹	546 ⁻¹⁶	24-Jun
20	Hooghly	852 ⁺²⁶	650 ⁺⁷	19	183 ⁺¹⁹	24-Jun
21	North 24 Parganas	2,329 ⁺¹¹⁷	1,468 ⁺⁶⁷	93 ⁺²	768 ⁺⁴⁸	24-Jun
22	South 24 Parganas	804 ⁺²⁵	390 ⁺²⁹	24 ⁺²	390 ⁻⁶	24-Jun
23	Kolkata	5,133 ⁺¹⁶³	2,928 ⁺¹⁹⁶	351 ⁺⁶	1,854 ⁻³⁹	24-Jun
24	Other State	66	59	3	4	6-Jun
TOTAL		15,648⁺⁴⁷⁵	10,190⁺⁴⁸⁸	606⁺¹⁵	4,852⁻²⁸	

#District Wise data is subject to verification and may change

#Daily increase/decrease with respect to previous day is in superscript as +/- (Eg: +4)

VI

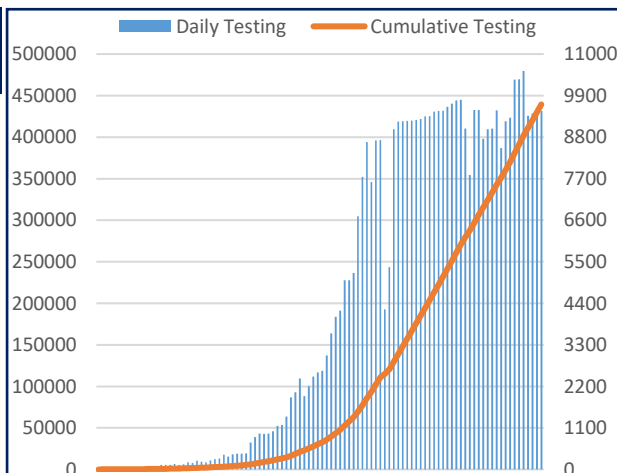
DAILY CUMULATIVE ACTIVE COVID-19 CASES



17th March to 25th June

VII

SAMPLES TESTED (Daily and Cumulative)



17th March to 25th June



Department of Health & Family Welfare Govt. of West Bengal

WEST BENGAL COVID-19 HEALTH BULLETIN - 25th JUNE 2020

VIII

UNIT WISE EQUIPMENT SUPPLY (CUMULATIVE)

S. No.	Unit Name	PPE	N95/FFP2	Regular Masks		Gloves	Sanitizer (In Itr.)
				Reusable Mask	Disposable Mask		
1	Alipurduar	8,800	10,150	8,400	63,400	40,700	2,742.0
2	Bankura	14,250	13,700	17,800	54,050	29,200	4,048.0
3	Birbhum	16,950	10,500	16,400	33,550	4,200	3,471.0
4	Bishnupur HD	6,850	12,200	29,100	59,750	54,500	3,561.0
5	Coochbehar	17,100	10,250	16,700	23,100	4,700	1,604.0
6	Dakshin Dinajpur	7,900	6,550	15,500	46,100	38,700	2,871.0
7	Darjeeling	12,250	12,350	19,900	24,200	6,700	3,598.0
8	Diamond Harbour HD	20,250	9,100	19,500	46,550	27,500	2,334.0
9	Hooghly	18,370	11,250	21,000	32,200	34,600	4,441.0
10	Howrah	49,450	29,500	29,780	72,050	90,200	4,131.0
11	Jalpaiguri	16,300	13,100	30,400	48,000	8,700	3,063.0
12	Jhargram	6,550	5,300	14,890	30,050	13,200	1,993.0
13	Kalimpong	9,650	8,800	14,000	31,050	8,200	2,870.5
14	Malda	14,100	10,700	21,000	44,100	51,700	4,701.0
15	Murshidabad	12,833	16,980	22,700	50,100	10,700	8,180.0
16	Nadia	28,570	12,240	27,800	60,050	57,200	3,631.0
17	North 24 Parganas	27,800	19,540	29,440	73,500	35,700	5,333.5
18	Basirhat HD	15,820	15,730	23,280	64,050	78,500	1,997.0
19	Paschim Bardhaman	15,650	10,900	11,580	27,000	47,400	1,257.0
20	Paschim Medinipur	9,150	15,300	20,590	46,050	51,200	3,235.0
21	Purba Bardhaman	19,650	13,600	20,800	50,050	55,200	4,093.0
22	Purba Medinipur	20,050	10,500	18,220	15,050	10,600	1,731.0
23	Nandigram HD	8,750	10,700	20,140	64,050	43,200	4,879.0
24	Purulia	19,450	12,500	29,200	59,550	43,700	4,771.0
25	Rampurhat HD	11,150	8,400	15,800	22,550	24,500	2,287.0
26	South 24 Parganas	14,250	11,300	18,900	32,050	17,200	1,641.0
27	Uttar Dinajpur	19,750	15,350	32,600	48,550	30,700	2,803.0
28	Bankura S MC&H	8,500	14,650	10,200	61,000	66,500	1,060.0
29	Coochbehar MC&H	7,300	5,900	9,600	25,000	29,000	1,592.0
30	NB MC&H	16,350	22,600	16,000	75,200	71,000	2,990.0
31	Diamond Harbour MC&H	8,300	8,000	9,600	54,000	64,500	1,298.0
32	Malda MC&H	8,800	17,800	10,100	79,000	84,500	2,118.0
33	Murshidabad MC&H	15,630	18,450	12,600	38,500	52,500	1,290.0
34	Bardhaman MC&H	10,900	13,100	17,500	61,000	70,500	2,098.0
35	Medinipur MC&H	17,700	16,800	22,600	89,500	62,500	3,998.0
36	Purulia MC&H	6,300	9,700	51,600	56,000	45,500	1,398.0
37	Rampurhat MC&H	10,900	9,400	14,600	26,500	14,500	4,998.0
38	Raiganj MC&H	6,100	5,900	9,100	19,000	16,500	890.0
39	JNM MC&H	8,500	11,500	15,000	35,000	11,500	1,072.0
40	Sagar Dutta MC&H	16,620	12,330	15,600	55,050	66,500	2,378.0
41	ID & BG Hospital	33,050	30,800	16,600	56,100	39,500	2,471.0
42	RG Kar MCH	24,850	27,500	15,800	125,050	126,700	3,407.0
43	NRS MCH	28,250	20,000	20,300	35,050	6,500	2,740.0
44	IPGMER & SSKMH	51,400	38,590	37,100	192,550	201,500	4,567.0
45	Medical College, Kolkata	48,450	41,000	18,800	92,050	147,500	2,912.0
46	CNMCH	30,350	22,300	19,150	87,500	7,500	2,472.0
47	Other Govt Dept/Institutions	185,826	159,940	121,908	341,426	383,752	25,697.3
48	Stock in hand-In Transit	583,543	103,290	216,181	1,334,982	406,158	51,076.9
TOTAL		1,569,262	946,040	1,245,359	4,160,208	2,893,210	213,790.2

**In addition to State supply, local procurement is also done.*



Department of Health & Family Welfare Govt. of West Bengal

WEST BENGAL COVID-19 HEALTH BULLETIN - 25th JUNE 2020

IX

DETAILS OF TESTING LABS

S. No.	Name of Testing Lab	Samples Tested	Method of Testing	Functional WEF
1	NICED	42,366	RT-PCR	Since Beginning
2	SSKM	45,445	RT-PCR	17-Mar
3	Medinipur MCH	35,697	RT-PCR	24-Mar
4	North Bengal MCH	48,826	RT-PCR	29-Mar
5	School of Tropical Medicine	24,008	RT-PCR	1-Apr
6	Apollo Hospital	4,171	RT-PCR	6-Apr
7	Tata Medical Centre	4,698	RT-PCR	6-Apr
8	Malda MCH	32,640	RT-PCR	8-Apr
9	Dr. Lal Pathlab	31,085	RT-PCR	17-Apr
10	Command Hospital	3,079	RT-PCR	17-Apr
11	CNCI	3,225	RT-PCR	22-Apr
12	RG Kar MCH	29,893	RT-PCR	24-Apr
13	SURAKSHA	22,101	RT-PCR	24-Apr
14	Murshidabad MCH	18,929	RT-PCR	26-Apr
15	Peerless	1,658	RT-PCR	30-Apr
16	Burdwan MCH	15,861	RT-PCR	6-May
17	MCH Kolkata	4,044	RT-PCR	8-May
18	NRS MCH	10,247	RT-PCR	12-May
19	Sanaka Hospitals	25,259	RT-PCR	12-May
20	Medica Hospital	7,270	RT-PCR	15-May
21	Bankura MCH	8,605	RT-PCR	22-May
22	Suri DH	4,003	RT-PCR	22-May
23	COMJNM Kalyani	3,958	RT-PCR	10-Jun
24	Desun Hospital	108	RT-PCR	17-Jun
25	RN Tagore Hospital	36	RT-PCR	24-Jun
26	AMRI Salt Lake	938	CBNAAT	1-May
27	CMRI	717	CBNAAT	13-May
28	Raigunj MCH	826	TRUENAT	17-May
29	AMRI Dhakuria	1,237	TRUENAT	19-May
30	Asansol DH	567	TRUENAT	19-May
31	Jhargram DH	225	TRUENAT	19-May
32	Rampurhat MCH	201	TRUENAT	19-May
33	CNMCH	914	TRUENAT	20-May
34	Falakata SSH	1,347	TRUENAT	20-May
35	DH GMCH	87	TRUENAT	20-May
36	Balurghat DH	616	TRUENAT	22-May
37	Serampore DH	365	TRUENAT	25-May
38	Uluberia SSH	247	TRUENAT	27-May
39	Jangipur SDH	157	TRUENAT	27-May
40	Egra SDH	116	TRUENAT	27-May
41	COMSDH	144	CBNAAT	27-May
42	MR Bangur Hospital	112	TRUENAT	28-May
43	Chanchal SDH	58	TRUENAT	28-May
44	Biswa Bangla Krirangan COVID Hospital	713	TRUENAT	31-May
45	Purulia Govt. MCH	335	TRUENAT	3-Jun
46	Coochbehar GMCH	152	CBNAAT	6-Jun
47	Woodlands	39	CBNAAT	11-Jun
48	Alipurduar DH	268	TRUENAT	16-Jun
49	SRL Lab	47	CBNAAT	18-Jun
50	Basirhat DH	17	TRUENAT	19-Jun
51	<i>Samples Tested in Labs Outside the State</i>	1,601	RT-PCR	-
TOTAL		4,39,258		

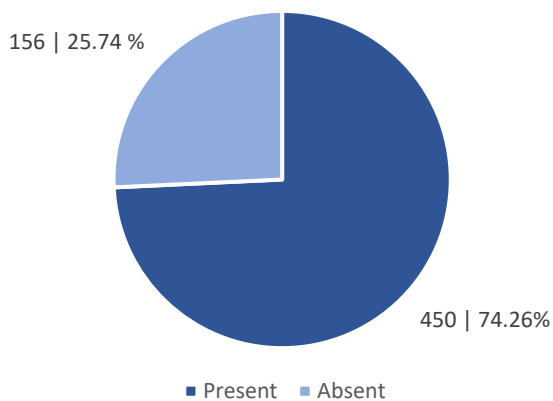
Note: Average tests per CBNAAT and TRUENAT machines are 32 per day and 16 per day respectively



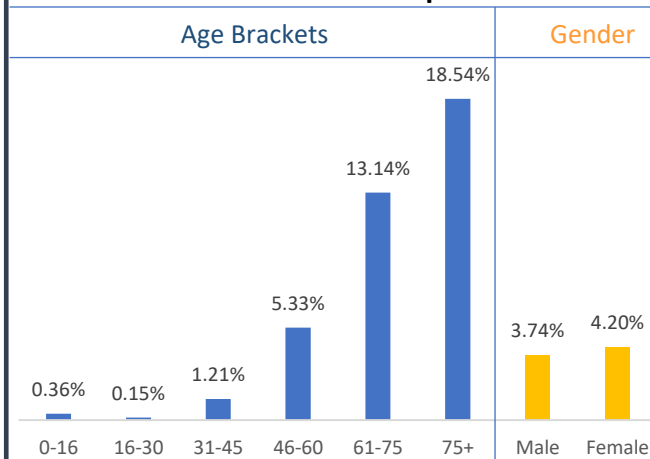
WEST BENGAL COVID-19 HEALTH BULLETIN - 25th JUNE 2020

X

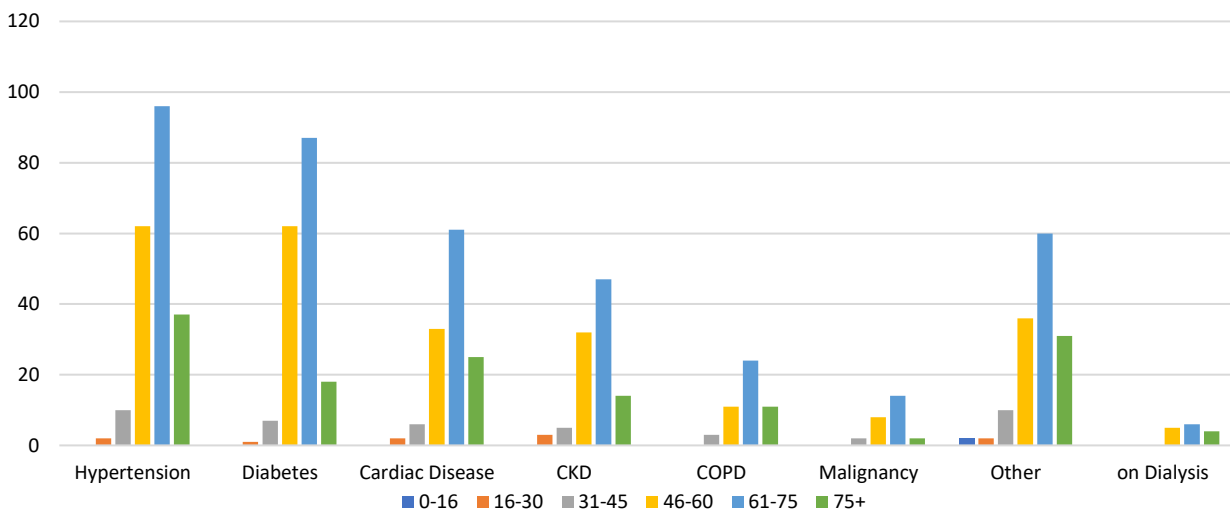
Comorbidity Status in Deceased Cases (n=606)



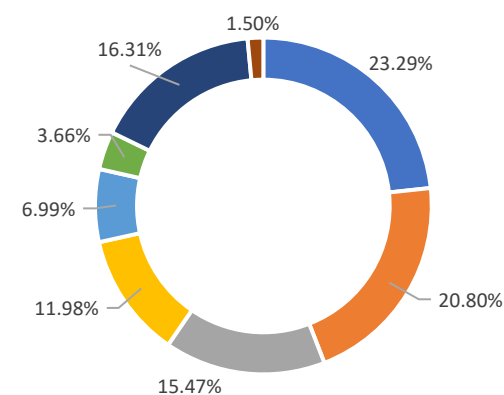
Fatality Rate in Respective Age Brackets & Gender Group



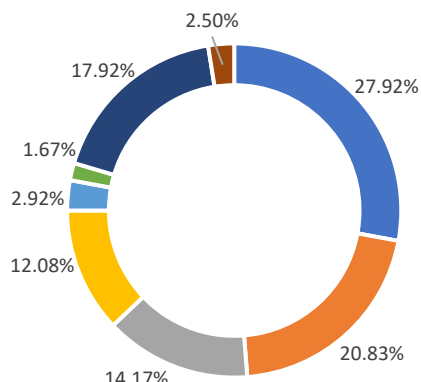
Age Group Wise Comorbidities Among Deceased



Share of Comorbidities in Male



Share of Comorbidities in Female



■ Hypertension ■ Diabetes ■ Cardiac Disease ■ CKD ■ COPD ■ Malignancy ■ Other ■ on Dialysis

FATALITY ANALYSIS



Department of Health & Family Welfare Govt. of West Bengal

WEST BENGAL COVID-19 HEALTH BULLETIN - 25th JUNE 2020

XI EQUIPMENT SUPPLY	S. No	Equipment	Ordered by State Govt.	Received Yesterday	Total Received by State Govt.	Order Pending
	1	PPEs	23.60 L	11,000	14.98 L	8.62 L
	2	N95/FFP2 Masks	37.50 L	15,000	8.50 L	29.00 L
	3	Regular Masks	49.50 L	35,000	33.78 L	15.72 L
	4	Hand Sanitizers (In Ltrs.)	2.01 L	500	1.96 L	5,000
	5	Gloves	29.50 L	30,000	25.80 L	3.70 L
	6	Thermal Guns	20,000	NIL	20,000	NIL

XII STATE GOVT. INTERVENTIONS	STATE GOVT. INTERVENTIONS					
<ul style="list-style-type: none">• Treatment is free for all patients in all Government Hospitals• Govt has requisitioned private hospitals as COVID hospitals• Govt reimburses these hospitals at already notified rates• Status of availability of beds for COVID positive patients in government and private hospitals is available at Health & FW Department's website: www.wbhealth.gov.in• Safe Homes : An initiative by the Government of West Bengal for care and treatment of asymptomatic/mild symptomatic COVID patients for whom home isolation is not possible /advisable• As per State Government advisory Satellite Health Facilities are being developed by private hospitals in close vicinity of their hospitals as separate health facility for treatment of asymptomatic/mild symptomatic COVID patients. This intervention is expected to free beds in the hospitals for serious patients.						

In the background of the Covid-19 outbreak, the general public is advised to adhere to health advisories issued by the State Government. All the guidelines and orders relating to Covid-19 are posted on www.wbhealth.gov.in

For COVID related queries call

24/7 Helpline: 1800 313 444 222 (Toll free);

033 2341 2600

Control Room: 033 2357 3636 / 1083 / 1085

You can follow us on :

Facebook at: <https://www.facebook.com/wbdhfw/>

Twitter at: <https://twitter.com/wbdhfw>