



Department of Health & Family Welfare Govt. of West Bengal

WEST BENGAL COVID-19 HEALTH BULLETIN – 24th SEPTEMBER 2020

Active COVID-19 Cases as on 24th September: 25,221

COVID 19 STATUS

S. No	Subject	Number
1	Total COVID-19 Cases till 23 rd September	2,34,673
2	New COVID-19 Cases on 24 th September	3,196
3	Total COVID-19 Cases till 24th September (1+2)	2,37,869
4	Total Discharged	2,08,042 (+3,014)
5	Total Deaths as on 24 th September*	4,606 (+62)
6	Active COVID-19 Cases as on 24th September	25,221 (+120)
7	Discharge Rate (4/3)	87.46%

Note: All figures updated till 9AM, 24th September

#Daily increase/decrease with respect to previous day is shown as (+/-)

*Complete analysis can be referred from **Section X**, (Page no. 5)

TESTING SNAPSHOT

S. No	Subject	Number
1	Samples Tested till 23 rd September	29,24,507
2	Samples Tested on 24 th September	43,432
3	Total Number of Samples Tested till 24th September (1+2)	29,67,939
4	Tests per Million population	32,977
5	% of Positive Cases out of Samples Tested	8.01%
6	Total Testing Laboratories*	78
7	Testing Laboratories added this week	1
8	Testing Laboratories pending approval	1

*Detailed breakup of these laboratories is given on **Page 4**

INFRASTRUCTURE DETAILS

S. No	Subject	Number
1	Total Number of Hospitals dedicated for treating COVID-19	92
2	Total Number of Govt. Hospitals dedicated for treating COVID-19	37
3	Total Number of Pvt. Hospitals requisitioned for treating COVID-19	55
4	Total Number of earmarked COVID-19 Beds	12,675
5	% Occupancy in COVID Beds	34.79%
6	Total ICU Beds in the COVID Hospitals	1,243
7	Total Number of Ventilators in the COVID Hospitals	790

IV

QUARANTINE DETAILS

Institutional Quarantine		
1	Total Govt. Quarantine Centres	582
2	Total number of people in Govt. Quarantine Centres	2,435
3	Total number of people released from Govt. Quarantine Centres	1,07,662
Home Quarantine		
1	Total Home Quarantined People	6,68,152
2	Total number of people currently in Home Quarantine	77,638
3	Total number of people released from Home Quarantine	5,90,514
Safe Homes		
1	Total Number of Safe Homes	200
2	Total Number of Beds in Safe Homes	11,507
3	Total Number of Patients in Safe Homes currently	1,438



Department of Health & Family Welfare Govt. of West Bengal

WEST BENGAL COVID-19 HEALTH BULLETIN – 24th SEPTEMBER 2020

V

DISTRICT SNAPSHOT#

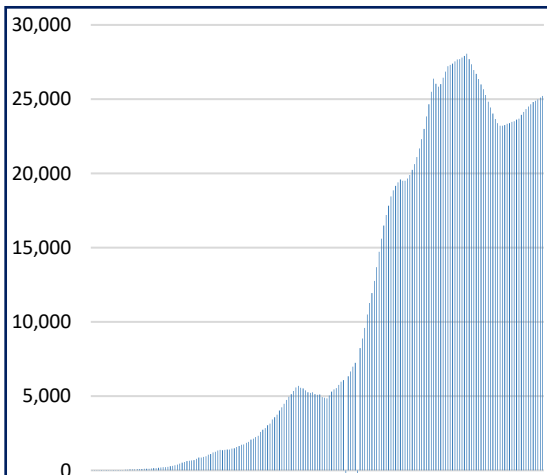
1	2	3	4	5	6 = 3-4-5	7
S. No	District	Total Cases	Total Discharged	Total Deaths	Total Active Cases	Last Reported Case
1	Alipurduar	4,264 ⁺⁹⁵	3,547 ⁺⁸⁶	44	673 ⁺⁹	23- Sept
2	Coochbehar	5,255 ⁺⁹⁸	4,524 ⁺⁷¹	33 ⁺¹	698 ⁺²⁶	23- Sept
3	Darjeeling	7,392 ⁺⁸²	6,502 ⁺⁹¹	101	789 ⁻⁹	23- Sept
4	Kalimpong	856 ⁺¹⁷	691 ⁺¹⁴	7	158 ⁺³	23- Sept
5	Jalpaiguri	5,650 ⁺⁸⁰	4,958 ⁺⁸²	53	639 ⁻²	23- Sept
6	Uttar Dinajpur	3,317 ⁺⁶²	2,936 ⁺⁴⁶	35 ⁺²	346 ⁺¹⁴	23- Sept
7	Dakshin Dinajpur	5,050 ⁺⁵⁹	4,653 ⁺⁴⁵	32	365 ⁺¹⁴	23- Sept
8	Malda	6,455 ⁺⁶⁸	5,846 ⁺⁹³	54	555 ⁻²⁵	23- Sept
9	Murshidabad	5,406 ⁺⁷⁷	4,698 ⁺⁸⁸	60	648 ⁻¹¹	23- Sept
10	Nadia	6,635 ⁺¹⁰⁷	5,726 ⁺⁸⁷	78 ⁺¹	831 ⁺¹⁹	23- Sept
11	Birbhum	3,477 ⁺⁷²	2,962 ⁺⁷⁷	26	489 ⁻⁵	23- Sept
12	Purulia	3,086 ⁺⁹⁶	2,445 ⁺⁹¹	17	624 ⁺⁵	23- Sept
13	Bankura	5,049 ⁺⁹⁹	4,199 ⁺⁹⁹	47 ⁺¹	803 ⁻¹	23- Sept
14	Jhargram	642 ⁺²⁷	447 ⁺²¹	3 ⁺¹	192 ⁺⁵	23- Sept
15	Paschim Medinipur	9,033 ⁺¹²⁷	7,620 ⁺²³⁷	109 ⁺⁶	1,304 ⁻¹¹⁶	23- Sept
16	Purba Medinipur	10,005 ⁺⁹⁹	8,793 ⁺¹¹⁹	119 ⁺¹	1,093 ⁻²¹	23- Sept
17	Purba Bardhaman	4,582 ⁺⁶⁶	3,867 ⁺⁶⁸	45 ⁺¹	670 ⁻³	23- Sept
18	Paschim Bardhaman	6,608 ⁺⁸⁹	5,619 ⁺¹²⁹	55 ⁺³	934 ⁻⁴³	23- Sept
19	Howrah	17,196 ⁺¹⁸²	15,309 ⁺¹⁵²	525 ⁺⁷	1,362 ⁺²³	23- Sept
20	Hooghly	11,897 ⁺¹³⁷	10,391 ⁺¹³⁹	203 ⁺²	1,303 ⁻⁴	23- Sept
21	North 24 Parganas	47,498 ⁺⁶³²	41,987 ⁺⁵²⁰	1,031 ⁺²⁰	4,480 ⁺⁹²	23- Sept
22	South 24 Parganas	15,994 ⁺²¹⁸	14,086 ⁺²³⁷	293 ⁺²	1,615 ⁻²¹	23- Sept
23	Kolkata	52,456 ⁺⁶⁰⁷	46,173 ⁺⁴²²	1,633 ⁺¹⁴	4,650 ⁺¹⁷¹	23- Sept
24	Other State	66	63	3	0	6-June
TOTAL		2,37,869^{+3,196}	2,08,042^{+3,014}	4,606⁺⁶²	25,221⁺¹²⁰	

#District Wise data is subject to verification and may change

#Daily increase/decrease with respect to previous day is in superscript as +/- (Eg: +4)

VI

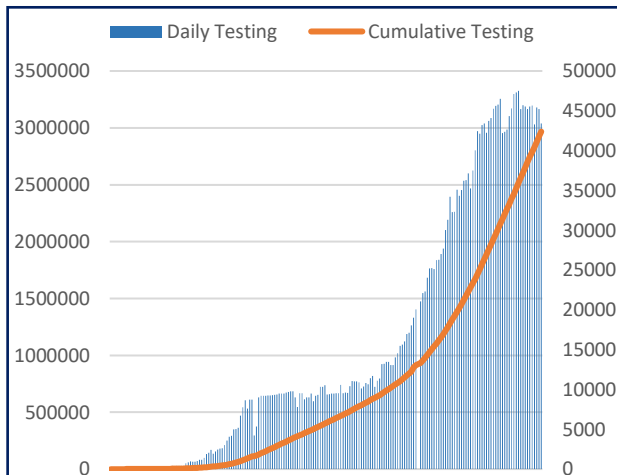
DAILY CUMULATIVE ACTIVE COVID-19 CASES



17th March to 24th Sep

VII

SAMPLES TESTED (Daily and Cumulative)



17th March to 24th Sep



Department of Health & Family Welfare Govt. of West Bengal

WEST BENGAL COVID-19 HEALTH BULLETIN – 24th SEPTEMBER 2020

VIII

UNIT WISE EQUIPMENT SUPPLY (CUMULATIVE)

S. No.	Unit Name	PPE	N95/FFP2	Regular Masks		Gloves	Sanitizer (In ltr.)
				Reusable Mask	Disposable Mask		
1	Alipurduar	15,300	20,250	13,400	86,400	58,700	4,042.0
2	Bankura	30,750	30,700	25,800	1,15,550	75,200	5,948.0
3	Birbhum	28,950	21,300	32,400	69,550	12,700	5,321.0
4	Bishnupur HD	10,850	23,400	52,100	96,250	84,700	5,111.0
5	Coochbehar	26,600	20,950	26,700	31,100	5,700	3,904.0
6	Dakshin Dinajpur	14,900	15,650	21,500	90,100	62,200	4,621.0
7	Darjeeling	30,750	33,650	22,900	24,200	8,700	4,098.0
8	Diamond Harbour HD	35,750	25,300	28,000	87,550	62,500	3,234.0
9	Hooghly	43,370	33,750	45,000	1,16,700	89,100	8,041.0
10	Howrah	83,450	51,000	61,280	1,42,050	1,70,200	5,931.0
11	Jalpaiguri	28,300	27,100	45,300	87,000	17,700	5,013.0
12	Jhargram	10,250	10,100	24,890	48,050	40,700	3,593.0
13	Kalimpong	14,650	16,900	19,000	56,550	10,200	3,370.5
14	Malda	22,100	19,700	26,000	69,100	78,700	6,551.0
15	Murshidabad	24,333	36,880	47,200	1,05,100	79,200	10,080.0
16	Nadia	48,070	25,240	36,800	1,08,550	1,00,700	4,731.0
17	North 24 Parganas	61,800	43,740	31,440	1,25,000	55,700	6,433.5
18	Basirhat HD	36,820	32,730	32,280	1,19,550	1,32,500	4,297.0
19	Paschim Bardhaman	29,650	26,600	17,580	72,000	84,900	1,707.0
20	Paschim Medinipur	28,950	33,300	39,590	1,19,050	1,13,700	6,535.0
21	Purba Bardhaman	42,150	35,700	26,800	1,00,550	1,00,200	7,443.0
22	Purba Medinipur	38,550	25,200	32,220	26,550	44,600	1,731.0
23	Nandigram HD	12,250	23,400	30,140	95,550	63,700	6,329.0
24	Purulia	36,950	23,600	51,700	1,11,550	92,700	6,521.0
25	Rampurhat HD	19,150	21,300	29,300	44,550	52,500	4,337.0
26	South 24 Parganas	36,950	24,100	32,900	70,750	53,900	2,141.0
27	Uttar Dinajpur	32,750	32,550	41,600	83,050	77,700	4,903.0
28	Bankura S MC&H	13,000	32,150	10,200	1,35,500	1,35,400	2,460.0
29	Coochbehar MC&H	12,300	10,900	14,600	45,000	52,000	2,492.0
30	NB MC&H	30,350	65,000	20,000	1,66,700	1,64,000	5,890.0
31	Diamond Harbour MC&H	12,300	15,200	10,100	1,12,500	1,13,500	2,698.0
32	Malda MC&H	15,300	47,100	13,100	1,50,500	1,56,500	4,268.0
33	Murshidabad MC&H	25,630	45,950	14,600	90,500	1,27,000	1,940.0
34	Bardhaman MC&H	19,900	28,600	17,500	1,22,000	1,41,500	2,798.0
35	Medinipur MC&H	33,800	45,200	28,100	1,79,500	1,30,000	7,898.0
36	Purulia MC&H	11,300	16,700	51,600	79,500	92,000	4,098.0
37	Rampurhat MC&H	17,400	17,400	17,600	29,000	47,500	7,948.0
38	Raiganj MC&H	12,600	11,400	13,100	38,500	51,000	1,790.0
39	JNM MC&H	17,400	20,000	24,000	45,000	38,000	2,172.0
40	Sagar Dutta MC&H	40,020	56,330	17,600	1,14,550	1,37,000	5,778.0
41	ID & BG Hospital	39,050	46,800	20,600	75,100	59,500	2,671.0
42	RG Kar MCH	34,850	54,000	15,800	2,13,550	2,37,700	5,607.0
43	NRS MCH	48,250	59,500	30,300	1,31,050	1,31,200	3,640.0
44	IPGMER & SSKMH	81,900	82,590	58,600	3,24,550	3,25,500	10,267.0
45	Medical College, Kolkata	1,07,450	1,01,000	20,800	2,06,050	2,87,500	6,412.0
46	CNMCH	45,350	45,800	23,150	1,24,500	63,000	3,472.0
47	Other Govt Dept/Institutions	3,30,876	2,96,645	1,94,138	7,80,626	7,33,802	42,308.3
48	Stock in hand-In Transit	5,60,893	4,26,685	8,10,051	2,082	5,608	26,215.9
TOTAL		23,54,262	22,59,040	23,19,359	54,68,208	50,58,210	2,88,790.2

**In addition to State supply, local procurement is also done.*



Department of Health & Family Welfare Govt. of West Bengal

WEST BENGAL COVID-19 HEALTH BULLETIN – 24th SEPTEMBER 2020

IX

DETAILS OF TESTING LABS

	Name of Testing Lab	Samples Tested	Method of Testing	Functional WEF
1	NICED	1,24,381	RT-PCR	Since Beginning
2	SSKM	1,37,486	RT-PCR	17-Mar
3	Medinipur MCH	1,08,652	RT-PCR	24-Mar
4	North Bengal MCH	1,50,277	RT-PCR	29-Mar
5	School of Tropical Medicine	94,811	RT-PCR	01-Apr
6	Apollo Hospital	17,445	RT-PCR	06-Apr
7	Tata Medical Centre	11,686	RT-PCR	06-Apr
8	Malda MCH	99,991	RT-PCR	08-Apr
9	Dr. Lal Pathlab	1,06,164	RT-PCR	17-Apr
10	Command Hospital	13,836	RT-PCR	17-Apr
11	CNCI	10,156	RT-PCR	22-Apr
12	RG Kar MCH	1,10,631	RT-PCR	24-Apr
13	SURAKSHA	65,553	RT-PCR	24-Apr
14	Murshidabad MCH	79,847	RT-PCR	26-Apr
15	Peerless	22,536	RT-PCR	30-Apr
16	Burdwan MCH	81,822	RT-PCR	06-May
17	MCH Kolkata	44,793	RT-PCR	08-May
18	NRS MCH	47,816	RT-PCR	12-May
19	Sanaka Hospitals	57,132	RT-PCR	12-May
20	Medica Hospital	56,865	RT-PCR	15-May
21	Bankura MCH	67,509	RT-PCR	22-May
22	Suri DH	46,919	RT-PCR	22-May
23	Coochbehar GMCH	37,111	RT-PCR	06-Jun
24	COMJNM Kalyani	56,760	RT-PCR	10-Jun
25	Desun Hospital	2,107	RT-PCR	17-Jun
26	RN Tagore Hospital	8,895	RT-PCR	24-Jun
27	Raigunj MCH	32,602	RT-PCR	26-Jun
28	Jagannath Gupta Institute of Medical Sciences	1,559	RT-PCR	06-Jul
29	ESI-Postgraduate Institute of Medical Science and Research	3,037	RT-PCR	16-Jul
30	Remedy Lifecare, Kolkata	2,900	RT-PCR	21-Jul
31	AMRI Dhakuria	14,957	RT-PCR	19-May
32	Rampurhat MCH	28,102	RT-PCR	19-May
33	CNMCH	20,220	RT-PCR	20-May
34	DH GMCH	28,056	RT-PCR	20-May
35	COMSDH	17,278	RT-PCR	27-May
36	Purulia Govt. MCH	29,652	RT-PCR	03-Jun
37	SRL Lab	13,039	RT-PCR	18-Jun
38	Probe diagnostics	1,296	RT-PCR	14-Aug
39	Pulse Diagnostics	846	RT-PCR	12-Sept
40	RB Diagnostic Kolkata	153	RT-PCR	20-Sept
41	AMRI Salt Lake	5,860	CBNAAT	01-May
42	CMRI	4,846	CBNAAT	13-May
43	Asansol DH	1,392	TRUENAT	19-May
44	Jhargram DH	1,448	TRUENAT	19-May
45	Falakata SSH	2,245	TRUENAT	20-May
46	Balurghat DH	1,775	TRUENAT	22-May
47	Serampore DH	1,060	TRUENAT	25-May
48	Uluberia SSH	1,231	TRUENAT	27-May
49	Jangipur SDH	982	TRUENAT	27-May
50	Egra SDH	331	TRUENAT	27-May
51	MR Bangur Hospital	361	TRUENAT	28-May
52	Chanchal SDH	365	TRUENAT	28-May
53	Biswa Bangla Krirangan COVID Hospital	38,682	TRUENAT	31-May
54	Woodlands	2,340	CBNAAT	11-Jun
55	Alipurduar DH	1,505	TRUENAT	16-Jun
56	Basirhat DH	248	TRUENAT	19-Jun
57	Anandaloke Sonoscan, Siliguri	1,054	TRUENAT	27-Jun
58	Gangarampur SDH	639	CBNAAT	16-Jul
59	Contai SDH	286	TRUENAT	20-Jul
60	ILS hospital	758	TRUENAT	25-Jul
61	Uttar Latabari DH	76	TRUENAT	04-Aug
62	Nandigram SSH/DH	305	TRUENAT	04-Aug
63	Panskura Hospital	144	TRUENAT	06-Aug
64	Chittaranjan Seva Sadan Hospital	134	TRUENAT	10-Aug
65	Dr. PK Saha Hospital, Coochbihar	802	TRUENAT	11-Aug
66	Salt Lake SDH	212	TRUENAT	13-Aug
67	Charnock Hospital	542	TRUENAT	14-Aug
68	Gabberia SGH	33	TRUENAT	15-Aug
69	Spandan Disgnostic Center	1,378	TRUENAT	16-Aug
70	Kakdwip SSH	52	TRUENAT	17-Aug
71	Mal SSH	40	TRUENAT	18-Aug
72	Howrah DH	74	TRUENAT	21-Aug
73	Sagardighi SSH	1	TRUENAT	2-Sept
74	Domkal SSH	20	TRUENAT	6-Sept
75	Udaynarayanpur SGH Howrah	13	TRUENAT	7- Sept
76	GD Hospital & Diabetes Institute, Howrah	103	CBNAAT	8-Sept
77	Nightingale Diagnostic & Medicare Centre	132	TRUENAT	12-Sept
78	Bhagirathi Neotia Woman * Child Care Centre	6	CBNAAT	16-Sept
79	Antigen Test done within the State	9,88,407	-	-
80	Samples Tested in Labs Outside the State	53,179	RT-PCR	-
	TOTAL	29,67,939		

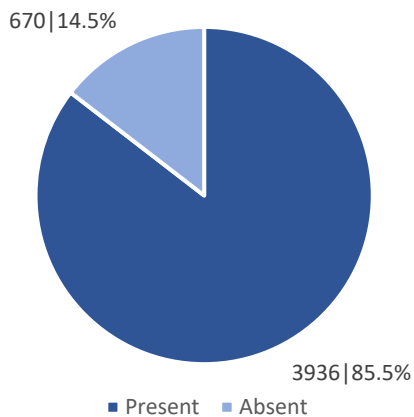
Note: Average tests per CBNAAT and TRUENAT machines are 32 per day and 16 per day respectively



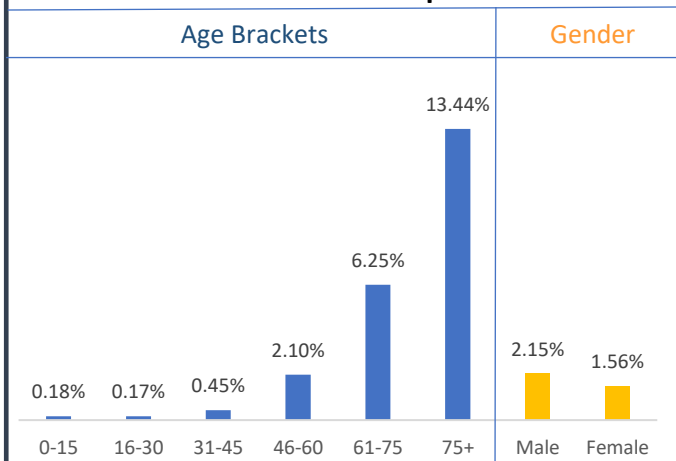
WEST BENGAL COVID-19 HEALTH BULLETIN – 24th SEPTEMBER 2020

X

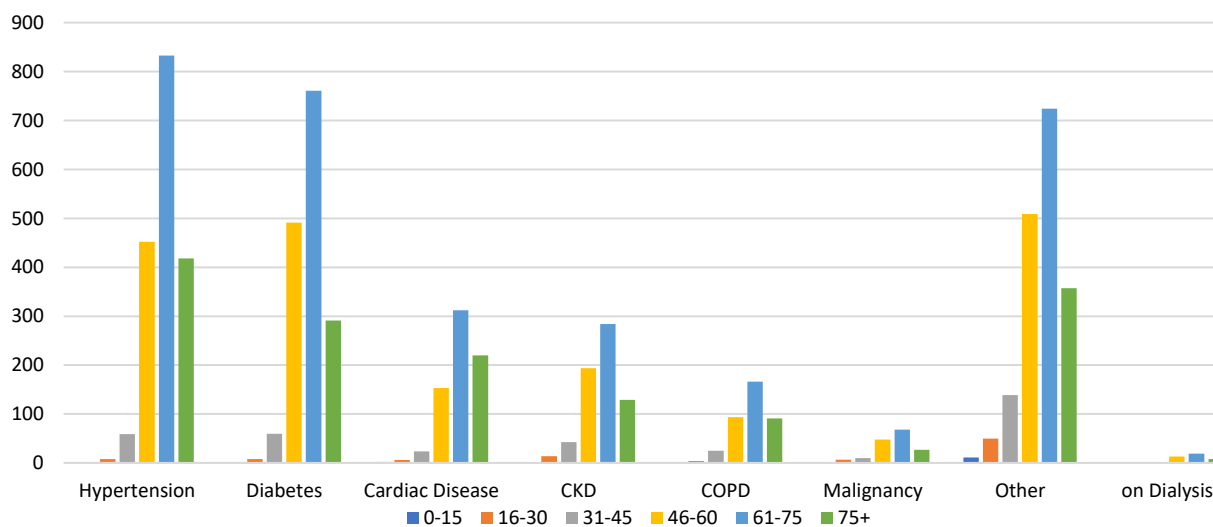
Comorbidity Status in Deceased Cases (n=4,606)



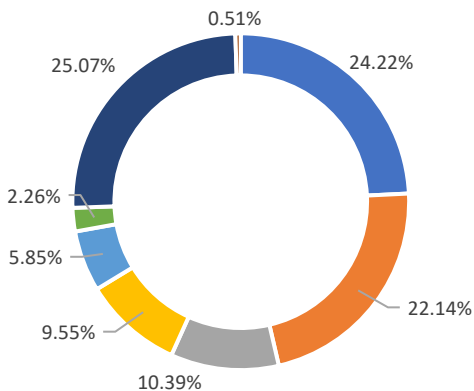
Fatality Rate in Respective Age Brackets & Gender Group



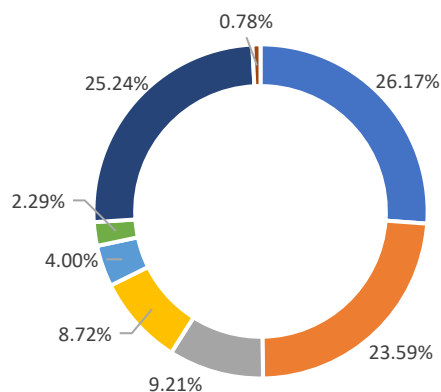
Age Group Wise Comorbidities Among Deceased



Share of Comorbidities in Male



Share of Comorbidities in Female



■ Hypertension ■ Diabetes ■ Cardiac Disease ■ CKD ■ COPD ■ Malignancy ■ Other ■ on Dialysis

FATALITY ANALYSIS



Department of Health & Family Welfare Govt. of West Bengal

WEST BENGAL COVID-19 HEALTH BULLETIN – 24th SEPTEMBER 2020

XI
EQUIPMENT SUPPLY

S. No	Equipment	Ordered by State Govt.	Received Yesterday	Total Received by State Govt.	Order Pending
1	PPEs	29.10 L	5,000	22.83 L	6.27 L
2	N95/FFP2 Masks	36.20 L	11,000	21.63 L	14.57 L
3	Regular Masks	69.50 L	25,000	57.60 L	11.90 L
4	Hand Sanitizers (In Ltrs.)	3.01 L	2,000	2,71,000	30,000
5	Gloves	64.50 L	20,000	47.45 L	17.05 L
6	Thermal Guns	20,000	NIL	20,000	NIL

XII
DEDICATED COVID-19 HELPLINE (24 X 7)

1. Dedicated COVID-19 Helpline : **1800 313 444 222**
2. Direct Telemedicine Line : **033 23576001**
3. Ambulance Service : **033 40902929**
4. COVID Telemedicine App "[Covid Telemedicine WB](#)" on Google Play Store
 - These services include allocation of beds in Govt. hospitals and Safe Homes
 - Telemedicine for citizens at large and those in home isolation
 - Ambulance service includes guidance and provision of Govt. ambulance
5. Tele-Psychological counselling services have started since August 1st, 2020.

General Queries

1	A	Total Queries addressed in last 24 hours	3,673
	B	Total Queries addressed till 23 rd September	12,32,261

Telemedicine

2	A	Total consultations given in last 24 hours	4,108
	B	Total consultations given till 23 rd September	2,46,319

Ambulance Services

3	A	Ambulances assigned in last 24 hours	487
	B	Total calls received in last 24 hours	505

Tele-Psychological Counselling

4	A	Counselling given in last 24 hours	1,127
	B	Counselling given till 23 rd September	73,396

State Government Interventions :

- Status of availability of beds for COVID positive patients in government and private hospitals is available at Health & FW Department's website: www.wbhealth.gov.in
- Safe Homes : An initiative by the Government of West Bengal for care and treatment of asymptomatic/mild symptomatic COVID patients for whom home isolation is not possible /advisable
- As per State Government advisory Satellite Health Facilities are being developed by private hospitals in close vicinity of their hospitals as separate health facility for treatment of asymptomatic/mild symptomatic COVID patients. This intervention is expected to free beds in the hospitals for serious patients.

All the guidelines and orders relating to Covid-19 are posted on www.wbhealth.gov.in

You can follow us on :

Facebook at: <https://www.facebook.com/wbdhfw/>

Twitter at: <https://twitter.com/wbdhfw>