



# Department of Health & Family Welfare Govt. of West Bengal

## WEST BENGAL COVID-19 HEALTH BULLETIN – 24<sup>th</sup> MAY 2021

**Active COVID-19 Cases as on 24<sup>th</sup> May: 1,28,585**

COVID 19 STATUS	S. No	Subject	Number
	1	Total COVID-19 Cases till 23 <sup>rd</sup> May	12,67,090
	2	New COVID-19 Cases on 24 <sup>th</sup> May	17,883
	3	<b>Total COVID-19 Cases till 24<sup>th</sup> May (1+2)</b>	<b>12,84,973</b>
	4	Total Discharged	11,41,871 (+19,670)
	5	Total Deaths as on 24 <sup>th</sup> May*	14,517 (+153)
	6	<b>Active COVID-19 Cases as on 24<sup>th</sup> May</b>	<b>1,28,585 (-1,940)</b>
	7	Discharge Rate (4/3)	88.86%

*Note: All figures updated till 9AM, 24<sup>th</sup> May*

*#Daily increase/decrease with respect to previous day is shown as (+/-)*

*\*Complete analysis can be referred from Section X, (Page no. 5)*

TESTING SNAPSHOT	S. No	Subject	Number
	1	Samples Tested till 23 <sup>rd</sup> May	1,19,25,561
	2	Samples Tested on 24 <sup>th</sup> May	66,288
	3	<b>Total Number of Samples Tested till 24<sup>th</sup> May (1+2)</b>	<b>1,19,91,849</b>
	4	Tests per Million population	1,33,243
	5	% of Positive Cases out of Samples Tested	10.72%
	6	Total Testing Laboratories*	114
	7	Testing Laboratories added this week	0
8	Testing Laboratories pending approval	1	

*\*Detailed breakup of these laboratories is given on Page 4 and Page 5*

INFRASTRUCTURE DETAILS	S. No	Subject	Number
	1	Total Number of Hospitals dedicated for treating COVID-19	228
	2	Total Number of Govt. Hospitals dedicated for treating COVID-19	187
	3	Total Number of Pvt. Hospitals requisitioned for treating COVID-19	41
	4	Total Number of earmarked COVID-19 Beds	22,253
	5	% Occupancy in COVID Beds	37.15%
	6	Total ICU/HDU Beds in the COVID Hospitals	2,711
7	Total Number of Ventilators in the COVID Hospitals	1,298	

QUARANTINE DETAILS	Home Quarantine		
	1	Total Home Quarantined People	26,57,792
	2	Total number of people currently in Home Quarantine	93,104
	3	Total number of people released from Home Quarantine	25,64,688
	Safe Homes		
	1	Total Number of Safe Homes	200
	2	Total Number of Beds in Safe Homes	11,507
	3	Total Number of Patients in Safe Homes currently	2,683



# Department of Health & Family Welfare Govt. of West Bengal

## WEST BENGAL COVID-19 HEALTH BULLETIN – 24<sup>th</sup> MAY 2021

V

DISTRICT SNAPSHOT#

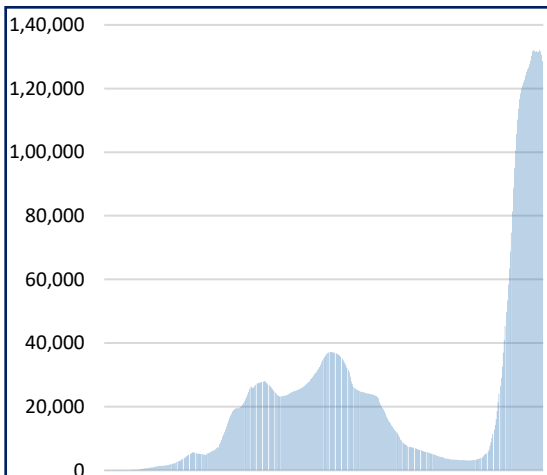
1	2	3	4	5	6 = 3-4-5	7
S. No	District	Total Cases	Total Discharged	Total Deaths	Total Active Cases	Last Reported Case
1	Alipurduar	10,803 <sup>+76</sup>	9,815 <sup>+141</sup>	93	895 <sup>-65</sup>	23-May-21
2	Coochbehar	19,510 <sup>+279</sup>	17,670 <sup>+264</sup>	78	1,762 <sup>+15</sup>	23-May-21
3	Darjeeling	38,650 <sup>+553</sup>	33,903 <sup>+687</sup>	339 <sup>+2</sup>	4,408 <sup>-136</sup>	23-May-21
4	Kalimpong	4,139 <sup>+98</sup>	3,616 <sup>+69</sup>	32	491 <sup>+29</sup>	23-May-21
5	Jalpaiguri	27,026 <sup>+592</sup>	23,447 <sup>+479</sup>	318 <sup>+10</sup>	3,261 <sup>+103</sup>	23-May-21
6	Uttar Dinajpur	16,265 <sup>+252</sup>	14,406 <sup>+256</sup>	172 <sup>+6</sup>	1,687 <sup>-10</sup>	23-May-21
7	Dakshin Dinajpur	14,145 <sup>+103</sup>	12,939 <sup>+174</sup>	126 <sup>+3</sup>	1,080 <sup>-74</sup>	23-May-21
8	Malda	30,359 <sup>+271</sup>	28,510 <sup>+249</sup>	177	1,672 <sup>+22</sup>	23-May-21
9	Murshidabad	30,759 <sup>+275</sup>	28,087 <sup>+383</sup>	251 <sup>+8</sup>	2,421 <sup>-116</sup>	23-May-21
10	Nadia	55,265 <sup>+1,098</sup>	47,715 <sup>+1,074</sup>	431 <sup>+7</sup>	7,119 <sup>+17</sup>	23-May-21
11	Birbhum	36,783 <sup>+427</sup>	33,402 <sup>+489</sup>	225 <sup>+4</sup>	3,156 <sup>-66</sup>	23-May-21
12	Purulia	18,105 <sup>+83</sup>	17,026 <sup>+161</sup>	95 <sup>+2</sup>	984 <sup>-80</sup>	23-May-21
13	Bankura	26,866 <sup>+588</sup>	22,718 <sup>+601</sup>	190 <sup>+1</sup>	3,958 <sup>-14</sup>	23-May-21
14	Jhargram	7,200 <sup>+192</sup>	5,983 <sup>+147</sup>	23	1,194 <sup>+45</sup>	23-May-21
15	Paschim Medinipur	38,749 <sup>+564</sup>	33,554 <sup>+756</sup>	388 <sup>+3</sup>	4,807 <sup>-195</sup>	23-May-21
16	Purba Medinipur	45,564 <sup>+692</sup>	39,703 <sup>+858</sup>	315 <sup>+1</sup>	5,546 <sup>-167</sup>	23-May-21
17	Purba Bardhaman	33,479 <sup>+527</sup>	29,355 <sup>+616</sup>	122	4,002 <sup>-89</sup>	23-May-21
18	Paschim Bardhaman	49,227 <sup>+729</sup>	43,775 <sup>+788</sup>	272 <sup>+4</sup>	5,180 <sup>-63</sup>	23-May-21
19	Howrah	78,457 <sup>+1,196</sup>	68,893 <sup>+1,211</sup>	1,280 <sup>+5</sup>	8,284 <sup>-20</sup>	23-May-21
20	Hooghly	67,858 <sup>+1,169</sup>	59,070 <sup>+1,231</sup>	705 <sup>+7</sup>	8,083 <sup>-69</sup>	23-May-21
21	North 24 Parganas	2,74,428 <sup>+3,793</sup>	2,44,122 <sup>+4,095</sup>	3,633 <sup>+47</sup>	26,673 <sup>-349</sup>	23-May-21
22	South 24 Parganas	79,416 <sup>+1,205</sup>	70,087 <sup>+1,270</sup>	1,023 <sup>+8</sup>	8,306 <sup>-73</sup>	23-May-21
23	Kolkata	2,81,854 <sup>+3,121</sup>	2,54,012 <sup>+3,671</sup>	4,226 <sup>+35</sup>	23,616 <sup>-585</sup>	23-May-21
24	Other State	66	63	3	0	6-Jun-20
<b>TOTAL</b>		<b>12,84,973<sup>+17,883</sup></b>	<b>11,41,871<sup>+19,670</sup></b>	<b>14,517<sup>+153</sup></b>	<b>1,28,585<sup>-1,940</sup></b>	

#District Wise data is subject to verification and may change

#Daily increase/decrease with respect to previous day is in superscript as +/- (Eg: +4)

VI

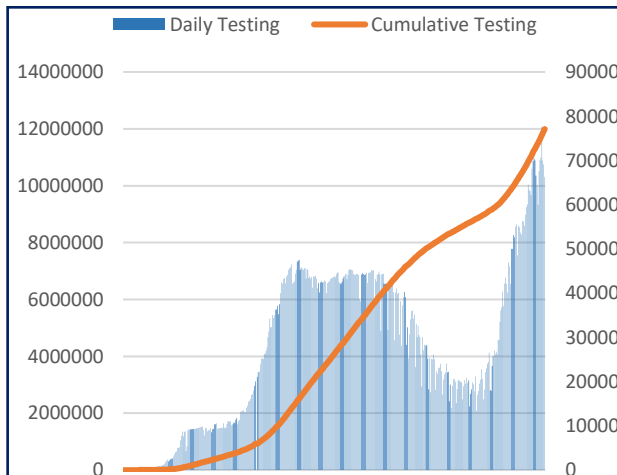
DAILY CUMULATIVE ACTIVE COVID-19 CASES



17<sup>th</sup> March 2020 to 24<sup>th</sup> May 2021

VII

SAMPLES TESTED (Daily and Cumulative)



17<sup>th</sup> March 2020 to 24<sup>th</sup> May 2021



Department of Health & Family Welfare  
Govt. of West Bengal

WEST BENGAL COVID-19 HEALTH BULLETIN – 24<sup>th</sup> MAY 2021

VIII

UNIT WISE EQUIPMENT SUPPLY (CUMULATIVE)

S. No.	Unit Name	PPE	N95/FFP2	Regular Masks		Gloves	Sanitizer (In ltr.)
				Reusable Mask	Disposable Mask		
1	Alipurduar	17,800	26,250	13,400	1,00,900	89,475	5,092
2	Bankura	46,717	57,116	31,400	66,550	1,57,900	9,061
3	Birbhum	36,150	28,300	32,400	96,050	49,700	6,910
4	Bishnupur HD	15,350	38,449	55,602	32,468	1,66,536	4,000
5	Coochbehar	33,600	29,450	29,200	1,36,375	89,109	6,449
6	Dakshin Dinajpur	20,400	19,650	21,500	1,21,600	1,08,700	5,280
7	Darjeeling	90,411	95,347	22,900	3,44,239	2,54,975	3,656
8	Diamond Harbour HD	52,726	56,013	33,267	1,85,720	1,92,465	9,750
9	Hooghly	82,150	69,983	59,497	3,95,100	46,782	18,211
10	Howrah	1,25,265	91,432	66,580	4,10,165	27,842	11,339
11	Jalpaiguri	34,800	41,754	45,550	1,51,038	2,80,550	8,318
12	Jhargram	19,715	16,520	24,890	69,100	1,32,000	5,468
13	Kalimpong	21,150	23,245	19,800	1,31,992	1,62,649	4,884
14	Malda	26,100	23,200	26,000	87,100	97,700	7,151
15	Murshidabad	36,594	62,202	56,900	7,89,737	1,15,350	5,867
16	Nadia	72,470	55,389	37,100	1,49,050	1,84,300	11,481
17	North 24 Parganas	1,12,000	1,02,594	44,140	9,36,465	3,00,000	11,675
18	Basirhat HD	44,320	59,020	35,636	1,74,000	2,61,150	7,094
19	Paschim Bardhaman	37,850	35,100	17,780	1,21,000	1,21,900	2,257
20	Paschim Medinipur	42,226	61,566	49,858	2,68,357	1,72,335	7,885
21	Purba Bardhaman	65,800	60,100	27,100	1,36,550	1,58,800	11,064
22	Purba Medinipur	54,550	52,030	33,220	4,24,050	74,532	20,481
23	Nandigram HD	18,750	38,026	30,640	1,21,050	1,01,000	8,244
24	Purulia	50,450	36,245	52,700	1,48,550	1,21,700	7,421
25	Rampurhat HD	24,150	29,000	30,300	62,050	76,650	5,637
26	South 24 Parganas	57,450	41,498	88,488	3,32,050	1,41,395	7,084
27	Uttar Dinajpur	35,750	43,550	68,314	2,01,900	3,18,500	9,246
28	Bankura S MC&H	21,415	55,773	10,200	1,99,384	2,94,296	7,428
29	Coochbehar MC&H	13,800	14,900	14,600	58,700	2,71,000	3,442
30	NB MC&H	40,350	1,03,500	20,000	2,24,200	2,46,500	8,390
31	Diamond Harbour MC&H	14,089	32,255	10,100	1,47,750	1,83,050	5,503
32	Malda MC&H	18,800	86,900	13,100	1,88,500	2,58,500	7,708
33	Murshidabad MC&H	31,848	96,364	16,601	1,80,950	72,600	8,390
34	Bardhaman MC&H	23,900	35,377	17,500	1,21,281	3,32,000	6,329
35	Medinipur MC&H	56,400	89,015	38,595	63,350	2,12,595	5,345
36	Purulia MC&H	13,300	24,108	51,600	49,300	1,66,548	12,715
37	Rampurhat MC&H	21,400	40,232	17,600	40,000	88,500	10,048
38	Raiganj MC&H	14,100	13,059	13,100	56,500	87,000	2,246
39	JNM MC&H	93,600	1,47,600	24,000	1,87,000	2,90,500	4,000
40	Sagar Dutta MC&H	93,600	1,47,600	17,600	1,87,000	2,90,500	4,000
41	ID & BG Hospital	57,000	81,500	29,000	1,01,100	1,49,000	4,950
42	RG Kar MCH	40,850	76,822	15,800	3,01,050	80,728	8,664
43	NRS MCH	69,922	1,23,519	32,729	2,15,550	2,93,700	7,276
44	IPGMER & SSKMH	98,900	1,33,800	68,500	47,049	4,99,500	18,167
45	Medical College, Kolkata	1,87,142	1,92,649	22,577	53,528	43,500	10,732
46	CNMCH	52,350	55,500	23,150	1,33,500	2,69,700	3,672
47	Other Govt Dept/Institutions	6,13,937	8,96,504	4,22,532	13,16,040	17,29,678	1,14,209
48	Stock in hand-In Transit	2,06,865	17,65,034	5,14,313	9,65,270	9,69,820	55,569
<b>TOTAL</b>		<b>30,58,262</b>	<b>55,05,040</b>	<b>24,47,359</b>	<b>1,10,30,208</b>	<b>1,08,33,210</b>	<b>5,29,789</b>

\*In addition to State supply, local procurement is also done.



# Department of Health & Family Welfare Govt. of West Bengal

## WEST BENGAL COVID-19 HEALTH BULLETIN – 24<sup>th</sup> MAY 2021

IX

DETAILS OF TESTING LABS

S. No.	Name of Testing Lab	Samples Tested	Method of Testing	Functional WEF
1	NICED	2,59,987	RT-PCR	Since Beginning
2	SSKM	3,58,845	RT-PCR	17-Mar-20
3	Medinipur MCH	2,02,718	RT-PCR	24-Mar-20
4	North Bengal MCH	4,25,034	RT-PCR	29-Mar-20
5	School of Tropical Medicine	2,71,589	RT-PCR	01-Apr-20
6	Apollo Hospital	71,551	RT-PCR	06-Apr-20
7	Tata Medical Centre	24,925	RT-PCR	06-Apr-20
8	Malda MCH	3,08,741	RT-PCR	08-Apr-20
9	Dr. Lal Pathlab	3,93,589	RT-PCR	17-Apr-20
10	Command Hospital	41,761	RT-PCR	17-Apr-20
11	CNCI	31,251	RT-PCR	22-Apr-20
12	RG Kar MCH	3,09,448	RT-PCR	24-Apr-20
13	SURAKSHA	2,23,080	RT-PCR	24-Apr-20
14	Murshidabad MCH	2,36,429	RT-PCR	26-Apr-20
15	Peerless	84,507	RT-PCR	30-Apr-20
16	Burdwan MCH	2,33,016	RT-PCR	06-May-20
17	MCH Kolkata	1,29,035	RT-PCR	08-May-20
18	NRS MCH	1,66,012	RT-PCR	12-May-20
19	Sanaka Hospitals	1,34,889	RT-PCR	12-May-20
20	Medica Hospital	1,51,521	RT-PCR	15-May-20
21	Bankura MCH	2,06,379	RT-PCR	22-May-20
22	Suri DH	1,57,554	RT-PCR	22-May-20
23	Coochbehar GMCH	2,13,260	RT-PCR	06-Jun-20
24	COMJNM Kalyani	2,13,056	RT-PCR	10-Jun-20
25	Desun Hospital	9,541	RT-PCR	17-Jun-20
26	RN Tagore Hospital	51,970	RT-PCR	24-Jun-20
27	Raigunj MCH	1,02,105	RT-PCR	26-Jun-20
28	Jagannath Gupta Institute of Medical Sciences	7,589	RT-PCR	06-Jul-20
29	ESI-Postgraduate Institute of Medical Science and Research	15,435	RT-PCR	16-Jul-20
30	Remedy Lifecare, Kolkata	16,656	RT-PCR	21-Jul-20
31	AMRI Dhakuria	66,969	RT-PCR	19-May-20
32	Rampurhat MCH	1,12,755	RT-PCR	19-May-20
33	CNMCH	99,067	RT-PCR	20-May-20
34	DH GMCH	2,07,847	RT-PCR	20-May-20
35	COMSDH	76,737	RT-PCR	27-May-20
36	Purulia Govt. MCH	1,23,980	RT-PCR	03-Jun-20
37	SRL Lab	2,39,254	RT-PCR	18-Jun-20
38	Probe diagnostics	62,977	RT-PCR	14-Aug-20
39	Pulse Diagnostics	82,177	RT-PCR	12-Sep-20
40	RB Diagnostic Kolkata	1,03,572	RT-PCR	20-Sep-20
41	Purba Medinipur DH	47,866	RT-PCR	24-Sep-20
42	B.P. Poddar Hospital & Medical Research Ltd	3,347	RT-PCR	27-Oct-20
43	Swastik Clinic & Seva Sadan Pvt. Ltd., Birbhum	981	RT-PCR	27-Oct-20
44	Repromed Diagnostic Ltd	29,240	RT-PCR	24-Sep-20
45	Gouri Devi Institute of Medical Sciences and Hospital	5,156	RT-PCR	07-Nov-20
46	IQ City Medical College Durgapur	12,254	RT-PCR	04-Dec-20
47	Imambara DH, Hooghly	39,975	RT-PCR	15-Dec-20
48	Saroj Gupta Cancer Center & Research Institute	4,946	RT-PCR	23-Dec-20
49	Lasco Medicare Pvt. Ltd. Howrah	9,728	RT-PCR	05-Jan-21
50	Icare Institute of Medical Sciences and Research	3,335	RT-PCR	25-Jan-21
51	Sanjiban Hospital, Howrah	6,019	RT-PCR	23-Feb-21
52	GCC DNA Diagnostic Lab	2,260	RT-PCR	22-Apr-21
53	Quadra Medical Services	915	RT-PCR	01-May-21
54	Hindlabs, Kolkata	1,059	RT-PCR	15-May-21
55	AMRI Salt Lake	20,822	CBNAAT	01-May-20
56	CMRI	20,430	CBNAAT	13-May-20
57	Asansol DH	10,745	TRUENAT	19-May-20
58	Jhargram DH	2,675	TRUENAT	19-May-20
59	Falakata SSH	3,871	TRUENAT	20-May-20

Note: Average tests per CBNAAT and TRUENAT machines are 32 per day and 16 per day respectively



# Department of Health & Family Welfare Govt. of West Bengal

## WEST BENGAL COVID-19 HEALTH BULLETIN – 24<sup>th</sup> MAY 2021

IX

DETAILS OF TESTING LABS

S. No.	Name of Testing Lab	Samples Tested	Method of Testing	Functional WEF
60	Balurghat DH	3,468	TRUENAT	22-May-20
61	Serampore DH	1,213	TRUENAT	25-May-20
62	Uluberia SSH	1,920	TRUENAT	27-May-20
63	Jangipur SDH	1,685	TRUENAT	27-May-20
64	Egra SDH	755	TRUENAT	27-May-20
65	MR Bangur Hospital	415	TRUENAT	28-May-20
66	Chanchal SDH	559	TRUENAT	28-May-20
67	Biswa Bangla Krirangan COVID Hospital	1,05,021	TRUENAT	31-May-20
68	Woodlands	12,069	CBNAAT	11-Jun-20
69	Alipurduar DH	1,542	TRUENAT	16-Jun-20
70	Basirhat DH	469	TRUENAT	19-Jun-20
71	Anandaloke Sonoscan, Siliguri	12,334	TRUENAT	27-Jun-20
72	Gangarampur SDH	1,288	CBNAAT	16-Jul-20
73	Contai SDH	1,891	TRUENAT	20-Jul-20
74	ILS hospital	2,750	TRUENAT	25-Jul-20
75	Uttar Latabari DH	183	TRUENAT	04-Aug-20
76	Nandigram SSH/DH	792	TRUENAT	04-Aug-20
77	Panskura Hospital	436	TRUENAT	06-Aug-20
78	Chittaranjan Seva Sadan Hospital	1,730	TRUENAT	10-Aug-20
79	Dr. PK Saha Hospital, Coochbihar	5,549	TRUENAT	11-Aug-20
80	Salt Lake SDH	846	TRUENAT	13-Aug-20
81	Charnock Hospital	7,605	TRUENAT	14-Aug-20
82	Gabberia SGH	375	TRUENAT	15-Aug-20
83	Spandan Disgnostic Center	12,115	TRUENAT	16-Aug-20
84	Kakdwip SSH	277	TRUENAT	17-Aug-20
85	Mal SSH	197	TRUENAT	18-Aug-20
86	Howrah DH	183	TRUENAT	21-Aug-20
87	Sagardighi SSH	571	TRUENAT	02-Sep-20
88	Domkal SSH	164	TRUENAT	06-Sep-20
89	Udaynarayanpur SGH Howrah	53	TRUENAT	07-Sep-20
90	GD Hospital & Diabetes Institute, Howrah	2,261	CBNAAT	08-Sep-20
91	Nightingale Diagnostic & Medicare Centre	6,254	TRUENAT	12-Sep-20
92	Bhagirathi Neotia Woman * Child Care Centre	867	CBNAAT	16-Sep-20
93	Krishnanagar DTC	171	TRUENAT	29-Sep-20
94	Mission Hospital, Durgapur	15,078	TRUENAT	29-Sep-20
95	Medinova, Kolkata	4,554	TRUENAT	01-Oct-20
96	MSS Bansal Medical, Kolkata	12,607	TRUENAT	02-Oct-20
97	TLJ, SGH, Howrah	301	TRUENAT	02-Oct-20
98	Narayan Memorial Hospital, Kolkata	676	TRUENAT	02-Oct-20
99	Kalimpong DH	374	TRUENAT	06-Oct-20
100	Mirik BPHC, Darjeeling	136	TRUENAT	09-Oct-20
101	Barjore SSH, Bankura	380	TRUENAT	11-Oct-20
102	Darjeeling DH	335	TRUENAT	11-Oct-20
103	Metropolis Kolkata	60,872	TRUENAT	14-Oct-20
104	Laboratory Services, Healthworld Hospitals, Durgapur	5,284	TRUENAT	04-Dec-20
105	Neotia Getwel Healthcare Centre, Siliguri	1,098	CBNAAT	09-Jan-21
106	Arogya Niketan Nursing Home	2,077	TRUENAT	16-Jan-21
107	Ruby General Hospital	1,808	CBNAAT	20-Jan-21
108	Cliniperfect Polyclinic and Diagnostics	974	TRUENAT	23-Feb-21
109	10 Air Force Hospital, Hasimara	758	TRUENAT	23-Apr-21
110	4 Air Force Hospital, Midnapore	1,013	TRUENAT	23-Apr-21
111	164 Military Hospital, Binnaguri	1,324	TRUENAT	23-Apr-21
112	Central Hospital, SE Railway, Kolkata	621	CBNAAT	23-Apr-21
113	Zenith super speciality hospital	1,088	TRUENAT	23-Apr-21
114	Alipurduar Railway Hospital	2,219	TRUENAT	23-Apr-21
115	Antigen Test done within the State	48,60,604	-	-
116	Samples Tested in Labs Outside the State	3,77,228	RT-PCR	-
<b>TOTAL</b>		<b>1,19,91,849</b>		

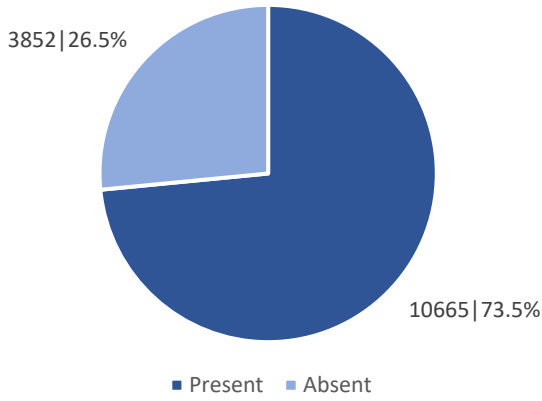
Note: Average tests per CBNAAT and TRUENAT machines are 32 per day and 16 per day respectively



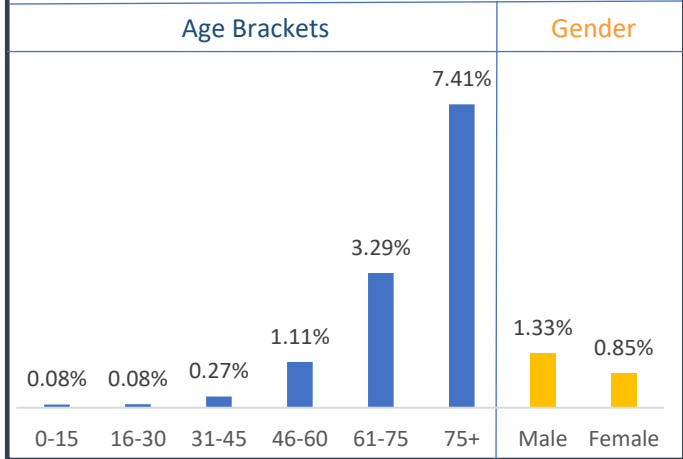
WEST BENGAL COVID-19 HEALTH BULLETIN – 24<sup>th</sup> MAY 2021

X

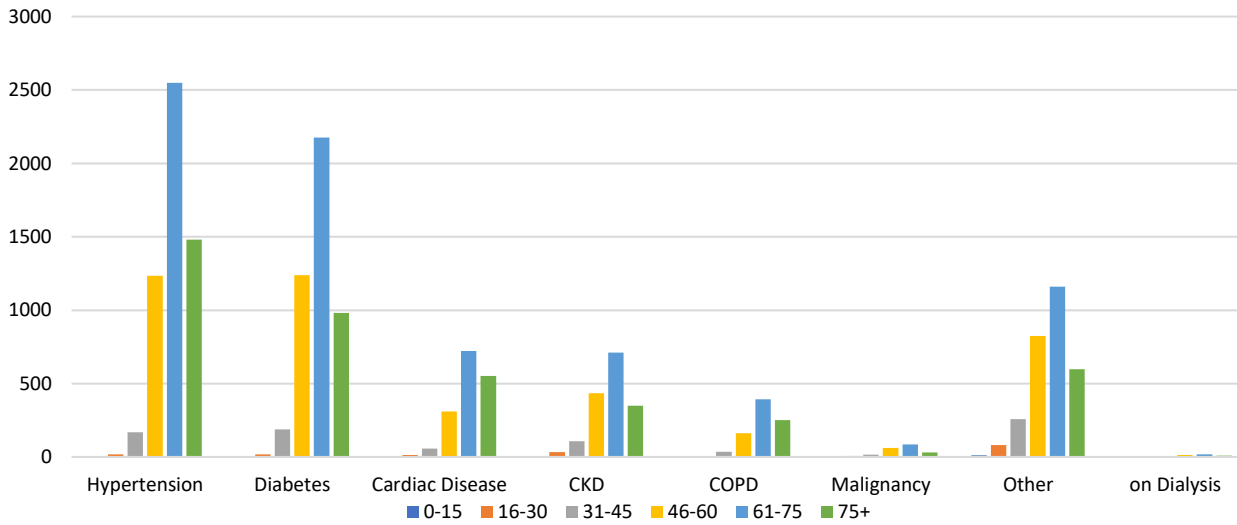
**Comorbidity Status in Deceased Cases (n=14,517)**



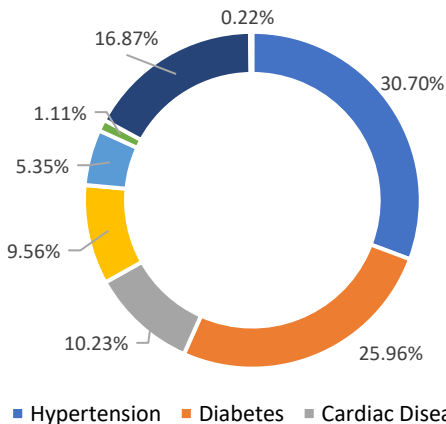
**Fatality Rate in Respective Age Brackets & Gender Group**



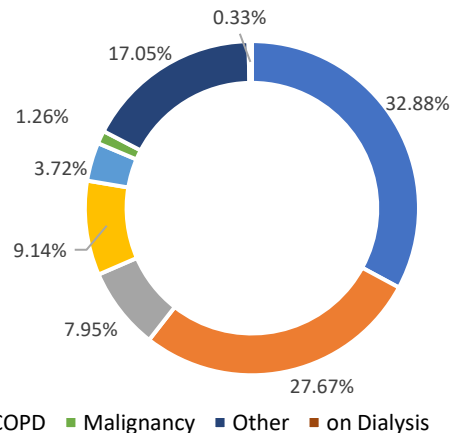
**Age Group Wise Comorbidities Among Deceased**



**Share of Comorbidities in Male**



**Share of Comorbidities in Female**



FATALITY ANALYSIS



# Department of Health & Family Welfare Govt. of West Bengal

## WEST BENGAL COVID-19 HEALTH BULLETIN – 24<sup>th</sup> MAY 2021

**XI**
**EQUIPMENT SUPPLY**

S. No	Equipment	Ordered by State Govt.	Received Yesterday	Total Received by State Govt.	Order Pending
1	PPEs	32.10 L	2,000	29.87 L	2.23 L
2	N95/FFP2 Masks	54.20 L	10,000	54.09 L	0.11 L
3	Regular Masks	123.84 L	20,000	114.50 L	9.34 L
4	Hand Sanitizers (In Ltrs.)	5.21 L	1,000	5.12 L	0.09 L
5	Gloves	125.00 L	20,000	105.20 L	19.80 L
6	Thermal Guns	20,000	NIL	20,000	NIL

**XII**
**DEDICATED COVID-19 HELPLINE (24 X 7)**

1. Dedicated COVID-19 Helpline : **1800 313 444 222**
2. Direct Telemedicine Line : **033 23576001**
3. Ambulance Service : **033 40902929**
4. COVID Telemedicine App "[Covid Telemedicine WB](#)" on Google Play Store
  - These services include allocation of beds in Govt. hospitals and Safe Homes
  - Telemedicine for citizens at large and those in home isolation
  - Ambulance service includes guidance and provision of Govt. ambulance
5. Tele-Psychological counselling services have started since August 1<sup>st</sup>, 2020.

### General Queries

1	A	Total Queries addressed in last 24 hours	5,310
	B	Total Queries addressed till 23 <sup>rd</sup> May	17,74,391

### Telemedicine

2	A	Total consultations given in last 24 hours	2,205
	B	Total consultations given till 23 <sup>rd</sup> May	6,78,690

### Ambulance Services

3	A	Ambulances assigned in last 24 hours	793
	B	Total calls received in last 24 hours	793

### Tele-Psychological Counselling

4	A	Counselling given in last 24 hours	1,005
	B	Counselling given till 23 <sup>rd</sup> May	3,48,728

### State Government Interventions :

- Status of availability of beds for Covid positive patients in government and private hospitals along with other related services is available at [https://excise.wb.gov.in/chms/CHMS/Page/CHMS\\_State\\_Dashboard\\_New.aspx](https://excise.wb.gov.in/chms/CHMS/Page/CHMS_State_Dashboard_New.aspx)
- Safe Homes : An initiative by the Government of West Bengal for care and treatment of asymptomatic/mild symptomatic COVID patients for whom home isolation is not possible /advisable
- As per State Government advisory Satellite Health Facilities are being developed by private hospitals in close vicinity of their hospitals as separate health facility for treatment of asymptomatic/mild symptomatic COVID patients. This intervention is expected to free beds in the hospitals for serious patients.

All the guidelines and orders relating to Covid-19 are posted on [www.wbhealth.gov.in](http://www.wbhealth.gov.in)

You can follow us on :

Facebook at: <https://www.facebook.com/wbdhfw/>

Twitter at: <https://twitter.com/wbdhfw>