



Department of Health & Family Welfare Govt. of West Bengal

WEST BENGAL COVID-19 HEALTH BULLETIN – 24th JUNE 2021

Active COVID-19 Cases as on 24th June: 22,308

| S. No | Subject | Number |
|----------|---|---------------------|
| 1 | Total COVID-19 Cases till 23 rd June | 14,87,363 |
| 2 | New COVID-19 Cases on 24 th June | 1,923 |
| 3 | Total COVID-19 Cases till 24th June (1+2) | 14,89,286 |
| 4 | Total Discharged | 14,49,462 (+1,952) |
| 5 | Total Deaths as on 24 th June* | 17,516 (+41) |
| 6 | Active COVID-19 Cases as on 24th June | 22,308 (-70) |
| 7 | Discharge Rate (4/3) | 97.33% |

Note: All figures updated till 9AM, 24th June

#Daily increase/decrease with respect to previous day is shown as (+/-)

*Complete analysis can be referred from **Section XI**, (Page no. 6)

| S. No | Subject | Number |
|----------|---|--------------------|
| 1 | Samples Tested till 23 rd June | 1,38,39,455 |
| 2 | Samples Tested on 24 th June | 55,674 |
| 3 | Total Number of Samples Tested till 24th June (1+2) | 1,38,95,129 |
| 4 | Positivity Rate as on 24th June | 3.45% |
| 5 | Tests per Million population | 1,54,390 |
| 6 | Total Testing Laboratories* | 121 |
| 7 | Testing Laboratories added this week | 0 |
| 8 | Testing Laboratories pending approval | 1 |

*Detailed breakup of these laboratories is given on **Page 4 and Page 5**

| S. No | Subject | Number |
|-------|--|--------|
| 1 | Total Number of Hospitals dedicated for treating COVID-19 | 235 |
| 2 | Total Number of Govt. Hospitals dedicated for treating COVID-19 | 194 |
| 3 | Total Number of Pvt. Hospitals requisitioned for treating COVID-19 | 41 |
| 4 | Total Number of earmarked COVID-19 Beds | 24,796 |
| 5 | % Occupancy in COVID Beds | 8.39% |
| 6 | Total ICU/HDU Beds in the COVID Hospitals | 3,612 |
| 7 | Total Number of Ventilators in the COVID Hospitals | 1,298 |

| Home Isolation | | |
|----------------|--|--------|
| 1 | Total number of people currently in Home Isolation | 18,505 |
| Safe Homes | | |
| 1 | Total Number of Safe Homes | 200 |
| 2 | Total Number of Beds in Safe Homes | 11,507 |
| 3 | Total Number of Patients in Safe Homes currently | 880 |

| S. No | Subject | Number |
|-------|--|-------------|
| 1 | Total Number of people vaccinated on 24 th June | 3,41,440 |
| 2 | First Dose on 24 th June | 2,71,373 |
| 3 | Second Dose on 24 th June | 70,067 |
| 4 | Cumulative Vaccination till 24 th June | 1,98,92,571 |
| 5 | Cumulative Vaccination First Dose | 1,54,29,203 |
| 6 | Cumulative Vaccination Second Dose | 44,63,368 |



Department of Health & Family Welfare Govt. of West Bengal

WEST BENGAL COVID-19 HEALTH BULLETIN – 24th JUNE 2021

VI

DISTRICT SNAPSHOT#

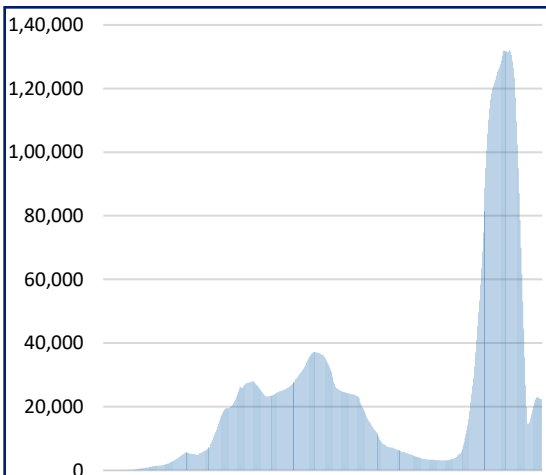
| 1 | 2 | 3 | 4 | 5 | 6 = 3-4-5 | 7 |
|--------------|-------------------|-----------------------------------|-----------------------------------|-----------------------------|-----------------------------|--------------------|
| S. No | District | Total Cases | Total Discharged | Total Deaths | Total Active Cases | Last Reported Case |
| 1 | Alipurduar | 14,032 ⁺²⁴ | 13,517 ⁺³⁹ | 96 | 419 ⁻¹⁵ | 23-Jun-21 |
| 2 | Coochbehar | 25,370 ⁺⁹⁷ | 24,204 ⁺⁷⁵ | 89 | 1,077 ⁺²² | 23-Jun-21 |
| 3 | Darjeeling | 49,713 ⁺¹⁵⁴ | 47,506 ⁺¹²⁷ | 450 ⁺³ | 1,757 ⁺²⁴ | 23-Jun-21 |
| 4 | Kalimpong | 5,556 ⁺¹⁹ | 5,288 ⁺¹¹ | 38 ⁺¹ | 230 ⁺⁷ | 23-Jun-21 |
| 5 | Jalpaiguri | 37,573 ⁺¹¹¹ | 35,708 ⁺¹²⁶ | 484 ⁺² | 1,381 ⁻¹⁷ | 23-Jun-21 |
| 6 | Uttar Dinajpur | 18,920 ⁺⁴¹ | 18,367 ⁺²⁸ | 226 | 327 ⁺¹³ | 23-Jun-21 |
| 7 | Dakshin Dinajpur | 16,473 ⁺⁸ | 16,084 ⁺²² | 166 ⁺¹ | 223 ⁻¹⁵ | 23-Jun-21 |
| 8 | Malda | 32,414 ⁺¹¹ | 32,069 ⁺¹⁵ | 182 | 163 ⁻⁴ | 23-Jun-21 |
| 9 | Murshidabad | 33,310 ⁺¹³ | 32,836 ⁺¹⁴ | 318 ⁺¹ | 156 ⁻² | 23-Jun-21 |
| 10 | Nadia | 67,061 ⁺¹⁰³ | 65,227 ⁺¹¹⁰ | 625 ⁺¹ | 1,209 ⁻⁸ | 23-Jun-21 |
| 11 | Birbhum | 39,896 ⁺⁴⁰ | 39,372 ⁺²⁰ | 278 | 246 ⁺²⁰ | 23-Jun-21 |
| 12 | Purulia | 18,990 ⁺⁹ | 18,797 ⁺⁷ | 112 | 81 ⁺² | 23-Jun-21 |
| 13 | Bankura | 32,812 ⁺⁸⁵ | 31,781 ⁺⁷⁰ | 257 | 774 ⁺¹⁵ | 23-Jun-21 |
| 14 | Jhargram | 9,899 ⁺²⁹ | 9,393 ⁺³⁷ | 24 | 482 ⁻⁸ | 23-Jun-21 |
| 15 | Paschim Medinipur | 47,616 ⁺¹⁵¹ | 45,913 ⁺¹⁰⁹ | 460 ⁺² | 1,243 ⁺⁴⁰ | 23-Jun-21 |
| 16 | Purba Medinipur | 57,735 ⁺¹⁴⁸ | 54,988 ⁺²¹¹ | 357 ⁺¹ | 2,390 ⁻⁶⁴ | 23-Jun-21 |
| 17 | Purba Bardhaman | 38,642 ⁺⁵² | 37,854 ⁺⁴³ | 169 ⁺² | 619 ⁺⁷ | 23-Jun-21 |
| 18 | Paschim Bardhaman | 55,321 ⁺⁴² | 54,489 ⁺⁴⁵ | 335 | 497 ⁻³ | 23-Jun-21 |
| 19 | Howrah | 92,488 ⁺¹¹⁵ | 89,605 ⁺¹³⁰ | 1,459 ⁺³ | 1,424 ⁻¹⁸ | 23-Jun-21 |
| 20 | Hooghly | 79,538 ⁺¹⁸⁹ | 77,230 ⁺¹²⁶ | 856 ⁺⁴ | 1,452 ⁺⁵⁹ | 23-Jun-21 |
| 21 | North 24 Parganas | 3,14,888 ⁺²¹⁷ | 3,07,570 ⁺²⁶⁶ | 4,427 ⁺⁹ | 2,891 ⁻⁵⁸ | 23-Jun-21 |
| 22 | South 24 Parganas | 93,869 ⁺¹¹⁰ | 91,201 ⁺¹³⁸ | 1,231 ⁺³ | 1,437 ⁻³¹ | 23-Jun-21 |
| 23 | Kolkata | 3,07,104 ⁺¹⁵⁵ | 3,00,400 ⁺¹⁸³ | 4,874 ⁺⁸ | 1,830 ⁻³⁶ | 23-Jun-21 |
| 24 | Other State | 66 | 63 | 3 | 0 | 6-Jun-20 |
| TOTAL | | 14,89,286^{+1,923} | 14,49,462^{+1,952} | 17,516⁺⁴¹ | 22,308⁻⁷⁰ | |

#District Wise data is subject to verification and may change

#Daily increase/decrease with respect to previous day is in superscript as +/- (Eg: +4)

VII

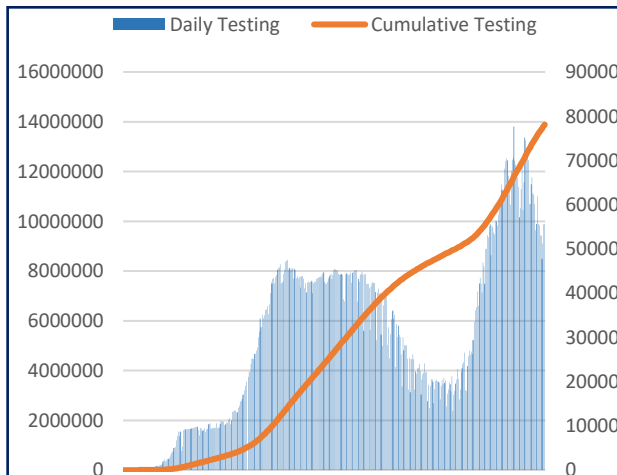
DAILY CUMULATIVE ACTIVE COVID-19 CASES



17th March 2020 to 24th June 2021

VIII

SAMPLES TESTED (Daily and Cumulative)



17th March 2020 to 24th June 2021



Department of Health & Family Welfare Govt. of West Bengal

WEST BENGAL COVID-19 HEALTH BULLETIN – 24th JUNE 2021

IX

UNIT WISE EQUIPMENT SUPPLY (CUMULATIVE)

| S. No. | Unit Name | PPE | N95/FFP2 | Regular Masks | | Gloves | Sanitizer (In ltr.) |
|--------------|------------------------------|------------------|------------------|------------------|--------------------|--------------------|------------------------|
| | | | | Reusable Mask | Disposable Mask | | |
| 1 | Alipurduar | 17,800 | 26,250 | 13,400 | 1,00,900 | 89,475 | 5,092 |
| 2 | Bankura | 46,717 | 57,116 | 31,400 | 66,550 | 1,57,900 | 9,061 |
| 3 | Birbhum | 36,150 | 28,300 | 32,400 | 96,050 | 49,700 | 6,910 |
| 4 | Bishnupur HD | 15,350 | 38,449 | 55,602 | 32,468 | 1,66,536 | 4,000 |
| 5 | Coochbehar | 33,600 | 29,450 | 29,200 | 1,36,375 | 89,109 | 6,449 |
| 6 | Dakshin Dinajpur | 20,400 | 19,650 | 21,500 | 1,21,600 | 1,08,700 | 5,280 |
| 7 | Darjeeling | 90,411 | 95,347 | 22,900 | 3,44,239 | 2,54,975 | 3,656 |
| 8 | Diamond Harbour HD | 52,726 | 56,013 | 33,267 | 1,85,720 | 1,92,465 | 9,750 |
| 9 | Hooghly | 82,150 | 69,983 | 59,497 | 3,95,100 | 46,782 | 18,211 |
| 10 | Howrah | 1,25,265 | 91,432 | 66,580 | 4,10,165 | 27,842 | 11,339 |
| 11 | Jalpaiguri | 34,800 | 41,754 | 45,550 | 1,51,038 | 2,80,550 | 8,318 |
| 12 | Jhargram | 19,715 | 16,520 | 24,890 | 69,100 | 1,32,000 | 5,468 |
| 13 | Kalimpong | 21,150 | 23,245 | 19,800 | 1,31,992 | 1,62,649 | 4,884 |
| 14 | Malda | 26,100 | 23,200 | 26,000 | 87,100 | 97,700 | 7,151 |
| 15 | Murshidabad | 36,594 | 62,202 | 56,900 | 7,89,737 | 1,15,350 | 5,867 |
| 16 | Nadia | 72,470 | 55,389 | 37,100 | 1,49,050 | 1,84,300 | 11,481 |
| 17 | North 24 Parganas | 1,12,000 | 1,02,594 | 44,140 | 9,36,465 | 3,00,000 | 11,675 |
| 18 | Basirhat HD | 44,320 | 59,020 | 35,636 | 1,74,000 | 2,61,150 | 7,094 |
| 19 | Paschim Bardhaman | 37,850 | 35,100 | 17,780 | 1,21,000 | 1,21,900 | 2,257 |
| 20 | Paschim Medinipur | 42,226 | 61,566 | 49,858 | 2,68,357 | 1,72,335 | 7,885 |
| 21 | Purba Bardhaman | 65,800 | 60,100 | 27,100 | 1,36,550 | 1,58,800 | 11,064 |
| 22 | Purba Medinipur | 54,550 | 52,030 | 33,220 | 4,24,050 | 74,532 | 20,481 |
| 23 | Nandigram HD | 18,750 | 38,026 | 30,640 | 1,21,050 | 1,01,000 | 8,244 |
| 24 | Purulia | 50,450 | 36,245 | 52,700 | 1,48,550 | 1,21,700 | 7,421 |
| 25 | Rampurhat HD | 24,150 | 29,000 | 30,300 | 62,050 | 76,650 | 5,637 |
| 26 | South 24 Parganas | 57,450 | 41,498 | 88,488 | 3,32,050 | 1,41,395 | 7,084 |
| 27 | Uttar Dinajpur | 35,750 | 43,550 | 68,314 | 2,01,900 | 3,18,500 | 9,246 |
| 28 | Bankura S MC&H | 21,415 | 55,773 | 10,200 | 1,99,384 | 2,94,296 | 7,428 |
| 29 | Coochbehar MC&H | 13,800 | 14,900 | 14,600 | 58,700 | 2,71,000 | 3,442 |
| 30 | NB MC&H | 40,350 | 1,03,500 | 20,000 | 2,24,200 | 2,46,500 | 8,390 |
| 31 | Diamond Harbour MC&H | 14,089 | 32,255 | 10,100 | 1,47,750 | 1,83,050 | 5,503 |
| 32 | Malda MC&H | 18,800 | 86,900 | 13,100 | 1,88,500 | 2,58,500 | 7,708 |
| 33 | Murshidabad MC&H | 31,848 | 96,364 | 16,601 | 1,80,950 | 72,600 | 8,390 |
| 34 | Bardhaman MC&H | 23,900 | 35,377 | 17,500 | 1,21,281 | 3,32,000 | 6,329 |
| 35 | Medinipur MC&H | 56,400 | 89,015 | 38,595 | 63,350 | 2,12,595 | 5,345 |
| 36 | Purulia MC&H | 13,300 | 24,108 | 51,600 | 49,300 | 1,66,548 | 12,715 |
| 37 | Rampurhat MC&H | 21,400 | 40,232 | 17,600 | 40,000 | 88,500 | 10,048 |
| 38 | Raiganj MC&H | 14,100 | 13,059 | 13,100 | 56,500 | 87,000 | 2,246 |
| 39 | JNM MC&H | 93,600 | 1,47,600 | 24,000 | 1,87,000 | 2,90,500 | 4,000 |
| 40 | Sagar Dutta MC&H | 93,600 | 1,47,600 | 17,600 | 1,87,000 | 2,90,500 | 4,000 |
| 41 | ID & BG Hospital | 57,000 | 81,500 | 29,000 | 1,01,100 | 1,49,000 | 4,950 |
| 42 | RG Kar MCH | 40,850 | 76,822 | 15,800 | 3,01,050 | 80,728 | 8,664 |
| 43 | NRS MCH | 69,922 | 1,23,519 | 32,729 | 2,15,550 | 2,93,700 | 7,276 |
| 44 | IPGMER & SSKMH | 98,900 | 1,33,800 | 68,500 | 47,049 | 4,99,500 | 18,167 |
| 45 | Medical College, Kolkata | 1,87,142 | 1,92,649 | 22,577 | 53,528 | 43,500 | 10,732 |
| 46 | CNMCH | 52,350 | 55,500 | 23,150 | 1,33,500 | 2,69,700 | 3,672 |
| 47 | Other Govt Dept/Institutions | 6,13,937 | 8,96,504 | 4,22,532 | 13,16,040 | 17,29,678 | 1,14,209 |
| 48 | Stock in hand-In Transit | 2,68,865 | 20,75,034 | 5,14,313 | 15,85,270 | 15,89,820 | 86,569 |
| TOTAL | | 31,20,262 | 58,15,040 | 24,47,359 | 1,16,50,208 | 1,14,53,210 | 5,60,789 |

*In addition to State supply, local procurement is also done.



Department of Health & Family Welfare Govt. of West Bengal

WEST BENGAL COVID-19 HEALTH BULLETIN – 24th JUNE 2021

X

DETAILS OF TESTING LABS

| S. No. | Name of Testing Lab | Samples Tested | Method of Testing | Functional WEF |
|--------|--|----------------|-------------------|-----------------|
| 1 | NICED | 2,82,102 | RT-PCR | Since Beginning |
| 2 | SSKM | 3,89,396 | RT-PCR | 17-Mar-20 |
| 3 | Medinipur MCH | 2,18,059 | RT-PCR | 24-Mar-20 |
| 4 | North Bengal MCH | 4,75,468 | RT-PCR | 29-Mar-20 |
| 5 | School of Tropical Medicine | 2,92,764 | RT-PCR | 01-Apr-20 |
| 6 | Apollo Hospital | 76,614 | RT-PCR | 06-Apr-20 |
| 7 | Tata Medical Centre | 26,691 | RT-PCR | 06-Apr-20 |
| 8 | Malda MCH | 3,39,372 | RT-PCR | 08-Apr-20 |
| 9 | Dr. Lal Pathlab | 4,35,211 | RT-PCR | 17-Apr-20 |
| 10 | Command Hospital | 44,796 | RT-PCR | 17-Apr-20 |
| 11 | CNCI | 33,444 | RT-PCR | 22-Apr-20 |
| 12 | RG Kar MCH | 3,32,521 | RT-PCR | 24-Apr-20 |
| 13 | SURAKSHA | 2,49,643 | RT-PCR | 24-Apr-20 |
| 14 | Murshidabad MCH | 2,63,374 | RT-PCR | 26-Apr-20 |
| 15 | Peerless | 89,848 | RT-PCR | 30-Apr-20 |
| 16 | Burdwan MCH | 2,56,716 | RT-PCR | 06-May-20 |
| 17 | MCH Kolkata | 1,39,106 | RT-PCR | 08-May-20 |
| 18 | NRS MCH | 1,80,002 | RT-PCR | 12-May-20 |
| 19 | Sanaka Hospitals | 1,39,161 | RT-PCR | 12-May-20 |
| 20 | Medica Hospital | 1,59,086 | RT-PCR | 15-May-20 |
| 21 | Bankura MCH | 2,38,354 | RT-PCR | 22-May-20 |
| 22 | Suri DH | 1,68,923 | RT-PCR | 22-May-20 |
| 23 | Coochbehar GMCH | 2,43,021 | RT-PCR | 06-Jun-20 |
| 24 | COMJNM Kalyani | 2,26,893 | RT-PCR | 10-Jun-20 |
| 25 | Desun Hospital | 10,542 | RT-PCR | 17-Jun-20 |
| 26 | RN Tagore Hospital | 56,818 | RT-PCR | 24-Jun-20 |
| 27 | Raigunj MCH | 1,13,421 | RT-PCR | 26-Jun-20 |
| 28 | Jagannath Gupta Institute of Medical Sciences | 8,483 | RT-PCR | 06-Jul-20 |
| 29 | ESI-Postgraduate Institute of Medical Science and Research | 17,454 | RT-PCR | 16-Jul-20 |
| 30 | Remedy Lifecare, Kolkata | 18,891 | RT-PCR | 21-Jul-20 |
| 31 | AMRI Dhakuria | 71,055 | RT-PCR | 19-May-20 |
| 32 | Rampurhat MCH | 1,35,003 | RT-PCR | 19-May-20 |
| 33 | CNMCH | 1,08,095 | RT-PCR | 20-May-20 |
| 34 | DH GMCH | 2,27,184 | RT-PCR | 20-May-20 |
| 35 | COMSDH | 84,755 | RT-PCR | 27-May-20 |
| 36 | Purulia Govt. MCH | 1,39,619 | RT-PCR | 03-Jun-20 |
| 37 | SRL Lab | 2,76,097 | RT-PCR | 18-Jun-20 |
| 38 | Probe diagnostics | 68,273 | RT-PCR | 14-Aug-20 |
| 39 | Pulse Diagnostics | 1,00,899 | RT-PCR | 12-Sep-20 |
| 40 | RB Diagnostic Kolkata | 1,19,928 | RT-PCR | 20-Sep-20 |
| 41 | Purba Medinipur DH | 62,263 | RT-PCR | 24-Sep-20 |
| 42 | B.P. Poddar Hospital & Medical Research Ltd | 3,777 | RT-PCR | 27-Oct-20 |
| 43 | Swastik Clinic & Seva Sadan Pvt. Ltd., Birbhum | 1,184 | RT-PCR | 27-Oct-20 |
| 44 | Repromed Diagnostic Ltd | 32,395 | RT-PCR | 24-Sep-20 |
| 45 | Gouri Devi Institute of Medical Sciences and Hospital | 6,107 | RT-PCR | 07-Nov-20 |
| 46 | IQ City Medical College Durgapur | 16,068 | RT-PCR | 04-Dec-20 |
| 47 | Imambara DH, Hooghly | 55,796 | RT-PCR | 15-Dec-20 |
| 48 | Saroj Gupta Cancer Center & Research Institute | 5,784 | RT-PCR | 23-Dec-20 |
| 49 | Lasco Medicare Pvt. Ltd. Howrah | 14,105 | RT-PCR | 05-Jan-21 |
| 50 | Icare Institute of Medical Sciences and Research | 5,060 | RT-PCR | 25-Jan-21 |
| 51 | Sanjiban Hospital, Howrah | 7,514 | RT-PCR | 23-Feb-21 |
| 52 | GCC DNA Diagnostic Lab | 3,099 | RT-PCR | 22-Apr-21 |
| 53 | Quadra Medical Services | 1,328 | RT-PCR | 01-May-21 |
| 54 | Hindlabs, Kolkata | 6,988 | RT-PCR | 15-May-21 |
| 55 | Pathkind Lab, Kolkata | 4,611 | RT-PCR | 25-May-21 |
| 56 | KPC Medical College | 280 | RT-PCR | 1-Jun-21 |
| 57 | Krishna Medica Lab, Kolkata | 2,749 | RT-PCR | 2-Jun-21 |
| 58 | Institute of Neurosciences , Kolkata | 248 | RT-PCR | 4-Jun-21 |
| 59 | Life Cell International, Kolkata | 1,254 | RT-PCR | 4-Jun-21 |
| 60 | The Apollo Clinic - Pvt.Ltd. | 486 | RT-PCR | 8-Jun-21 |
| 61 | B M Birla Hospital | 234 | RT-LAMP | 7-Jun-21 |
| 62 | AMRI Salt Lake | 22,198 | CBNAAT | 01-May-20 |

Note: Average tests per CBNAAT and TRUENAT machines are 32 per day and 16 per day respectively



Department of Health & Family Welfare Govt. of West Bengal

WEST BENGAL COVID-19 HEALTH BULLETIN – 24th JUNE 2021

X

DETAILS OF TESTING LABS

| S. No. | Name of Testing Lab | Samples Tested | Method of Testing | Functional WEF |
|--------------|--|--------------------|-------------------|----------------|
| 63 | CMRI | 21,835 | CBNAAT | 13-May-20 |
| 64 | Asansol DH | 20,012 | TRUENAT | 19-May-20 |
| 65 | Jhargram DH | 2,675 | TRUENAT | 19-May-20 |
| 66 | Falakata SSH | 3,872 | TRUENAT | 20-May-20 |
| 67 | Balurghat DH | 3,627 | TRUENAT | 22-May-20 |
| 68 | Serampore DH | 1,213 | TRUENAT | 25-May-20 |
| 69 | Uluberia SSH | 1,951 | TRUENAT | 27-May-20 |
| 70 | Jangipur SDH | 1,685 | TRUENAT | 27-May-20 |
| 71 | Egra SDH | 822 | TRUENAT | 27-May-20 |
| 72 | MR Bangur Hospital | 416 | TRUENAT | 28-May-20 |
| 73 | Chanchal SDH | 559 | TRUENAT | 28-May-20 |
| 74 | Biswa Bangla Krirangan COVID Hospital | 1,33,492 | TRUENAT | 31-May-20 |
| 75 | Woodlands | 12,795 | CBNAAT | 11-Jun-20 |
| 76 | Alipurduar DH | 1,544 | TRUENAT | 16-Jun-20 |
| 77 | Basirhat DH | 511 | TRUENAT | 19-Jun-20 |
| 78 | Anandaloke Sonoscan, Siliguri | 15,220 | TRUENAT | 27-Jun-20 |
| 79 | Gangarampur SDH | 1,313 | CBNAAT | 16-Jul-20 |
| 80 | Contai SDH | 1,902 | TRUENAT | 20-Jul-20 |
| 81 | ILS hospital | 3,192 | TRUENAT | 25-Jul-20 |
| 82 | Uttar Latabari DH | 193 | TRUENAT | 04-Aug-20 |
| 83 | Nandigram SSH/DH | 826 | TRUENAT | 04-Aug-20 |
| 84 | Panskura Hospital | 436 | TRUENAT | 06-Aug-20 |
| 85 | Chittaranjan Seva Sadan Hospital | 1,737 | TRUENAT | 10-Aug-20 |
| 86 | Dr. PK Saha Hospital, Coochbihar | 6,331 | TRUENAT | 11-Aug-20 |
| 87 | Salt Lake SDH | 847 | TRUENAT | 13-Aug-20 |
| 88 | Charnock Hospital | 8,300 | TRUENAT | 14-Aug-20 |
| 89 | Gabberia SGH | 489 | TRUENAT | 15-Aug-20 |
| 90 | Spandan Disgnostic Center | 13,534 | TRUENAT | 16-Aug-20 |
| 91 | Kakdwip SSH | 277 | TRUENAT | 17-Aug-20 |
| 92 | Mal SSH | 198 | TRUENAT | 18-Aug-20 |
| 93 | Howrah DH | 185 | TRUENAT | 21-Aug-20 |
| 94 | Sagardighi SSH | 580 | TRUENAT | 02-Sep-20 |
| 95 | Domkal SSH | 164 | TRUENAT | 06-Sep-20 |
| 96 | Udaynarayanpur SGH Howrah | 53 | TRUENAT | 07-Sep-20 |
| 97 | GD Hospital & Diabetes Institute, Howrah | 2,464 | CBNAAT | 08-Sep-20 |
| 98 | Nightingale Diagnostic & Medicare Centre | 9,540 | TRUENAT | 12-Sep-20 |
| 99 | Bhagirathi Neotia Woman * Child Care Centre | 1,007 | CBNAAT | 16-Sep-20 |
| 100 | Krishnanagar DTC | 172 | TRUENAT | 29-Sep-20 |
| 101 | Mission Hospital, Durgapur | 17,400 | TRUENAT | 29-Sep-20 |
| 102 | Medinova, Kolkata | 4,959 | TRUENAT | 01-Oct-20 |
| 103 | MSS Bansal Medical, Kolkata | 13,943 | TRUENAT | 02-Oct-20 |
| 104 | TLJ, SGH, Howrah | 337 | TRUENAT | 02-Oct-20 |
| 105 | Narayan Memorial Hospital, Kolkata | 855 | TRUENAT | 02-Oct-20 |
| 106 | Kalimpong DH | 420 | TRUENAT | 06-Oct-20 |
| 107 | Mirik BPHC, Darjeeling | 136 | TRUENAT | 09-Oct-20 |
| 108 | Barjore SSH, Bankura | 393 | TRUENAT | 11-Oct-20 |
| 109 | Darjeeling DH | 385 | TRUENAT | 11-Oct-20 |
| 110 | Metropolis Kolkata | 75,174 | TRUENAT | 14-Oct-20 |
| 111 | Laboratory Services, Healthworld Hospitals, Durgapur | 6,297 | TRUENAT | 04-Dec-20 |
| 112 | Neotia Getwel Healthcare Centre, Siliguri | 1,773 | CBNAAT | 09-Jan-21 |
| 113 | Arogya Niketan Nursing Home | 2,752 | TRUENAT | 16-Jan-21 |
| 114 | Ruby General Hospital | 2,289 | CBNAAT | 20-Jan-21 |
| 115 | Cliniperfect Polyclinic and Diagnostics | 1,247 | TRUENAT | 23-Feb-21 |
| 116 | 10 Air Force Hospital, Hasimara | 906 | TRUENAT | 23-Apr-21 |
| 117 | 4 Air Force Hospital, Midnapore | 1,197 | TRUENAT | 23-Apr-21 |
| 118 | 164 Military Hospital, Binnaguri | 1,383 | TRUENAT | 23-Apr-21 |
| 119 | Central Hospital, SE Railway, Kolkata | 832 | CBNAAT | 23-Apr-21 |
| 120 | Zenith super speciality hospital | 1,852 | TRUENAT | 23-Apr-21 |
| 121 | Alipurduar Railway Hospital | 2,375 | TRUENAT | 23-Apr-21 |
| 122 | Antigen Test done within the State | 59,18,668 | - | - |
| 123 | Samples Tested in Labs Outside the State | 4,52,977 | RT-PCR | - |
| TOTAL | | 1,38,95,129 | | |

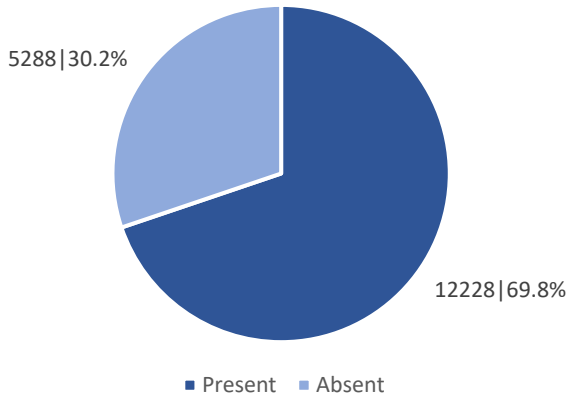
Note: Average tests per CBNAAT and TRUENAT machines are 32 per day and 16 per day respectively



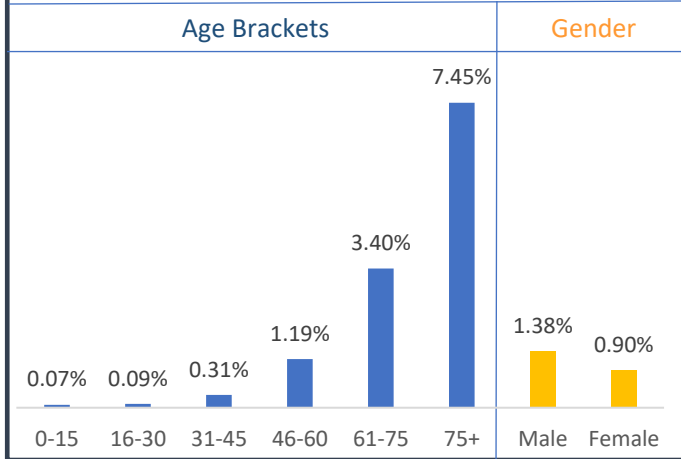
WEST BENGAL COVID-19 HEALTH BULLETIN – 24th JUNE 2021

XI

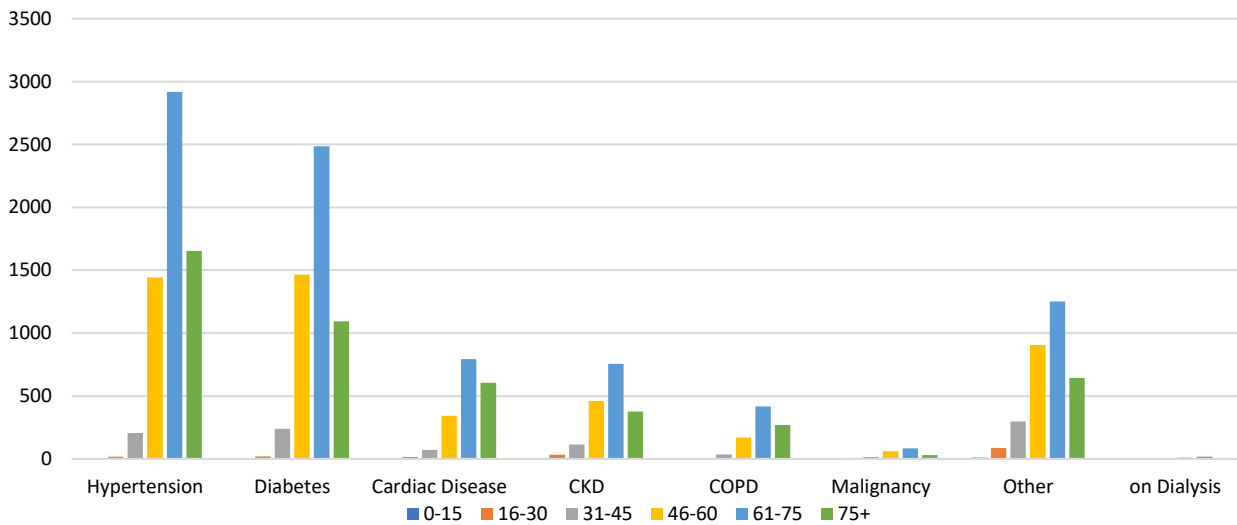
Comorbidity Status in Deceased Cases (n=17,516)



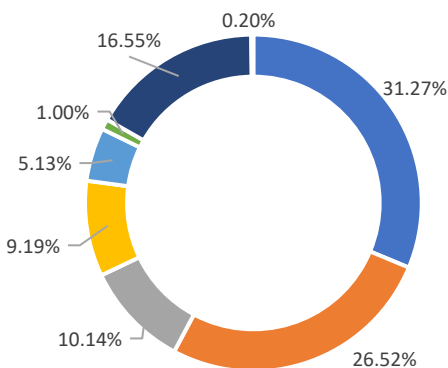
Fatality Rate in Respective Age Brackets & Gender Group



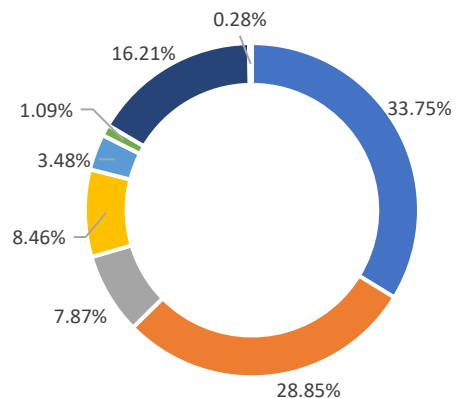
Age Group Wise Comorbidities Among Deceased



Share of Comorbidities in Male



Share of Comorbidities in Female



FATALITY ANALYSIS



Department of Health & Family Welfare Govt. of West Bengal

WEST BENGAL COVID-19 HEALTH BULLETIN – 24th JUNE 2021

XII

EQUIPMENT SUPPLY

| S. No | Equipment | Ordered by State Govt. | Received Yesterday | Total Received by State Govt. | Order Pending |
|-------|----------------------------|------------------------|--------------------|-------------------------------|---------------|
| 1 | PPEs | 42.10 L | 2,000 | 30.49 L | 11.61 L |
| 2 | N95/FFP2 Masks | 58.20 L | 10,000 | 57.19 L | 1.01 L |
| 3 | Regular Masks | 123.84 L | 20,000 | 120.70 L | 3.14 L |
| 4 | Hand Sanitizers (In Ltrs.) | 5.71 L | 1,000 | 5.43 L | 0.28 L |
| 5 | Gloves | 125.00 L | 20,000 | 111.40 L | 13.60 L |
| 6 | Thermal Guns | 20,000 | NIL | 20,000 | NIL |

XIII

DEDICATED COVID-19 HELPLINE (24 X 7)

1. Dedicated COVID-19 Helpline : **1800 313 444 222**
2. Direct Telemedicine Line : **033 23576001**
3. Ambulance Service : **033 40902929**
4. COVID Telemedicine App "[Covid Telemedicine WB](#)" on Google Play Store
 - These services include allocation of beds in Govt. hospitals and Safe Homes
 - Telemedicine for citizens at large and those in home isolation
 - Ambulance service includes guidance and provision of Govt. ambulance
5. Tele-Psychological counselling services have started since August 1st, 2020.

| General Queries | | | |
|--------------------------------|---|--|-----------|
| 1 | A | Total Queries addressed in last 24 hours | 4,067 |
| | B | Total Queries addressed till 23 rd June | 19,23,459 |
| Telemedicine | | | |
| 2 | A | Total consultations given in last 24 hours | 2,176 |
| | B | Total consultations given till 23 rd June | 7,48,889 |
| Ambulance Services | | | |
| 3 | A | Ambulances assigned in last 24 hours | 707 |
| | B | Total calls received in last 24 hours | 707 |
| Tele-Psychological Counselling | | | |
| 4 | A | Counselling given in last 24 hours | 835 |
| | B | Counselling given till 23 rd June | 3,76,425 |

State Government Interventions :

- Status of availability of beds for Covid positive patients in government and private hospitals along with information on other related services are available at <https://ICMS.wb.gov.in>
- Safe Homes : An initiative by the Government of West Bengal for care and treatment of asymptomatic/mild symptomatic COVID patients for whom home isolation is not possible /advisable
- As per State Government advisory Satellite Health Facilities are being developed by private hospitals in close vicinity of their hospitals as separate health facility for treatment of asymptomatic/mild symptomatic COVID patients. This intervention is expected to free beds in the hospitals for serious patients.

All the guidelines and orders relating to Covid-19 are posted on www.wbhealth.gov.in

You can follow us on :

Facebook at: <https://www.facebook.com/wbdhfw/>

Twitter at: <https://twitter.com/wbdhfw>