



Department of Health & Family Welfare Govt. of West Bengal

WEST BENGAL COVID-19 HEALTH BULLETIN – 24th FEBRUARY 2021

Active COVID-19 Cases as on 24th February: 3,377

| I | | |
|----------|---|--------------------|
| S. No | Subject | Number |
| 1 | Total COVID-19 Cases till 23 rd February | 5,74,099 |
| 2 | New COVID-19 Cases on 24 th February | 202 |
| 3 | Total COVID-19 Cases till 24th February (1+2) | 5,74,301 |
| 4 | Total Discharged | 5,60,668 (+221) |
| 5 | Total Deaths as on 24 th February* | 10,256 (+3) |
| 6 | Active COVID-19 Cases as on 24th February | 3,377 (-22) |
| 7 | Discharge Rate (4/3) | 97.63% |

Note: All figures updated till 9AM, 24th February

#Daily increase/decrease with respect to previous day is shown as (+/-)

**Complete analysis can be referred from Section X, (Page no. 5)*

| II | | |
|----------|---|------------------|
| S. No | Subject | Number |
| 1 | Samples Tested till 23 rd February | 84,62,809 |
| 2 | Samples Tested on 24 th February | 20,212 |
| 3 | Total Number of Samples Tested till 24th February (1+2) | 84,83,021 |
| 4 | Tests per Million population | 94,256 |
| 5 | % of Positive Cases out of Samples Tested | 6.77% |
| 6 | Total Testing Laboratories* | 105 |
| 7 | Testing Laboratories added this week | 2 |
| 8 | Testing Laboratories pending approval | 1 |

**Detailed breakup of these laboratories is given on Page 4 and Page 5*

| III | | |
|-------|--|--------|
| S. No | Subject | Number |
| 1 | Total Number of Hospitals dedicated for treating COVID-19 | 60 |
| 2 | Total Number of Govt. Hospitals dedicated for treating COVID-19 | 44 |
| 3 | Total Number of Pvt. Hospitals requisitioned for treating COVID-19 | 16 |
| 4 | Total Number of earmarked COVID-19 Beds | 6,736 |
| 5 | % Occupancy in COVID Beds | 3.15% |
| 6 | Total ICU/HDU Beds in the COVID Hospitals | 1,619 |
| 7 | Total Number of Ventilators in the COVID Hospitals | 623 |

| IV | | |
|-----------------|--|-----------|
| Home Quarantine | | |
| S. No | Subject | Number |
| 1 | Total Home Quarantined People | 17,36,581 |
| 2 | Total number of people currently in Home Quarantine | 17,030 |
| 3 | Total number of people released from Home Quarantine | 17,19,551 |
| | | |
| 1 | Total Number of Safe Homes | 200 |
| 2 | Total Number of Beds in Safe Homes | 11,507 |
| 3 | Total Number of Patients in Safe Homes currently | 2 |

COVID 19 STATUS

TESTING SNAPSHOT

INFRASTRUCTURE
DETAILS

QUARANTINE
DETAILS



Department of Health & Family Welfare Govt. of West Bengal

WEST BENGAL COVID-19 HEALTH BULLETIN – 24th FEBRUARY 2021

V

DISTRICT SNAPSHOT#

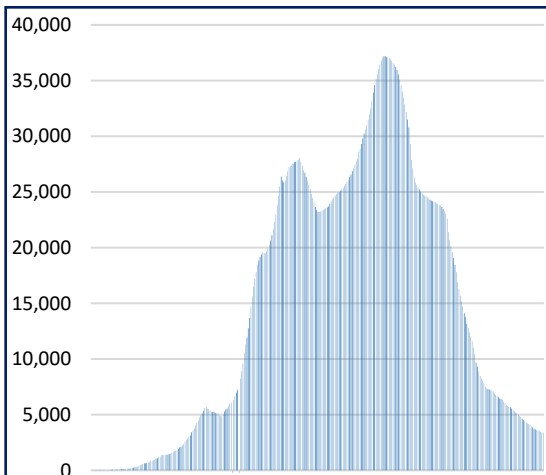
| 1 | 2 | 3 | 4 | 5 | 6 = 3-4-5 | 7 |
|--------------|-------------------|--------------------------------|--------------------------------|----------------------------|----------------------------|--------------------|
| S. No | District | Total Cases | Total Discharged | Total Deaths | Total Active Cases | Last Reported Case |
| 1 | Alipurduar | 7,705 | 7,616 | 86 | 3 | 22- Feb |
| 2 | Coochbehar | 11,835 | 11,756 ⁺¹ | 72 | 7 ⁻¹ | 22- Feb |
| 3 | Darjeeling | 18,423 ⁺² | 18,155 ⁺⁶ | 203 | 65 ⁻⁴ | 23- Feb |
| 4 | Kalimpong | 2,235 ⁺³ | 2,198 ⁺¹ | 27 | 10 ⁺² | 23- Feb |
| 5 | Jalpaiguri | 14,693 ⁺⁵ | 14,473 ⁺⁵ | 163 | 57 | 23- Feb |
| 6 | Uttar Dinajpur | 6,684 ⁺³ | 6,544 ⁺⁶ | 77 ⁺¹ | 63 ⁻⁴ | 23- Feb |
| 7 | Dakshin Dinajpur | 8,179 ⁺¹ | 8,099 | 74 | 6 ⁺¹ | 23- Feb |
| 8 | Malda | 12,686 ⁺¹ | 12,550 ⁺³ | 114 | 22 ⁻² | 23- Feb |
| 9 | Murshidabad | 12,302 ⁺² | 12,129 ⁺³ | 149 | 24 ⁻¹ | 23- Feb |
| 10 | Nadia | 22,622 ⁺⁶ | 22,243 ⁺⁷ | 319 | 60 ⁻¹ | 23- Feb |
| 11 | Birbhum | 10,035 ⁺² | 9,876 ⁺⁸ | 89 | 70 ⁻⁶ | 23- Feb |
| 12 | Purulia | 7,262 ⁺⁶ | 7,128 ⁺⁸ | 49 | 85 ⁻² | 23- Feb |
| 13 | Bankura | 11,940 ⁺⁵ | 11,788 ⁺⁸ | 92 | 60 ⁻³ | 23- Feb |
| 14 | Jhargram | 3,047 | 3,016 ⁺¹ | 22 | 9 ⁻¹ | 22- Feb |
| 15 | Paschim Medinipur | 20,226 ⁺² | 19,865 ⁺⁶ | 309 | 52 ⁻⁴ | 23- Feb |
| 16 | Purba Medinipur | 20,674 ⁺² | 20,301 ⁺⁷ | 279 | 94 ⁻⁵ | 23- Feb |
| 17 | Purba Bardhaman | 12,678 ⁺¹ | 12,531 ⁺⁴ | 103 | 44 ⁻³ | 23- Feb |
| 18 | Paschim Bardhaman | 16,357 ⁺⁴ | 16,012 ⁺¹² | 169 | 176 ⁻⁸ | 23- Feb |
| 19 | Howrah | 35,784 ⁺²⁰ | 34,608 ⁺¹¹ | 1,046 | 130 ⁺⁹ | 23- Feb |
| 20 | Hooghly | 29,620 ⁺⁸ | 29,036 ⁺¹⁰ | 496 | 88 ⁻² | 23- Feb |
| 21 | North 24 Parganas | 1,22,949 ⁺⁴³ | 1,19,507 ⁺⁴⁷ | 2,504 ⁺¹ | 938 ⁻⁵ | 23- Feb |
| 22 | South 24 Parganas | 37,169 ⁺¹¹ | 36,268 ⁺¹² | 714 | 187 ⁻¹ | 23- Feb |
| 23 | Kolkata | 1,29,130 ⁺⁷⁵ | 1,24,906 ⁺⁵⁵ | 3,097 ⁺¹ | 1,127 ⁺¹⁹ | 23- Feb |
| 24 | Other State | 66 | 63 | 3 | 0 | 6-June |
| TOTAL | | 5,74,301⁺²⁰² | 5,60,668⁺²²¹ | 10,256⁺³ | 3,377⁻²² | |

#District Wise data is subject to verification and may change

#Daily increase/decrease with respect to previous day is in superscript as +/- (Eg: ⁺⁴)

VI

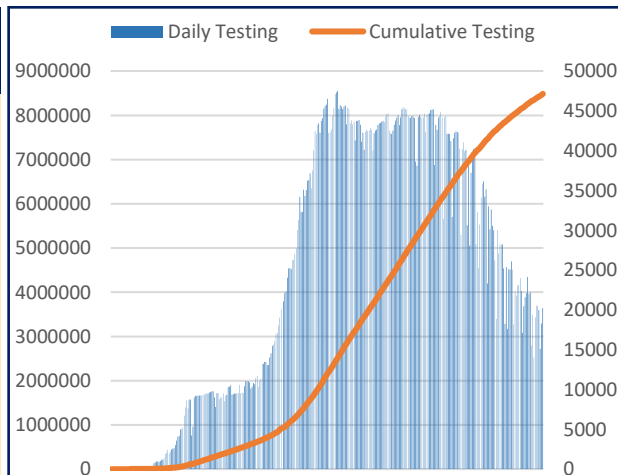
DAILY CUMULATIVE ACTIVE COVID-19 CASES



17th March to 24th Feb

VII

SAMPLES TESTED (Daily and Cumulative)



17th March to 24th Feb



Department of Health & Family Welfare
Govt. of West Bengal

WEST BENGAL COVID-19 HEALTH BULLETIN – 24th FEBRUARY 2021

VIII

UNIT WISE EQUIPMENT SUPPLY (CUMULATIVE)

| S. No. | Unit Name | PPE | N95/FFP2 | Regular Masks | | Gloves | Sanitizer (In ltr.) |
|--------------|------------------------------|------------------|------------------|------------------|--------------------|------------------|------------------------|
| | | | | Reusable Mask | Disposable Mask | | |
| 1 | Alipurduar | 17,800 | 26,250 | 13,400 | 1,00,900 | 74,200 | 5,092.0 |
| 2 | Bankura | 44,950 | 46,700 | 27,300 | 1,61,550 | 1,04,200 | 7,448.0 |
| 3 | Birbhum | 36,150 | 28,300 | 32,400 | 96,050 | 49,700 | 6,171.0 |
| 4 | Bishnupur HD | 15,350 | 31,600 | 54,600 | 1,25,750 | 1,17,200 | 6,061.0 |
| 5 | Coochbehar | 33,600 | 29,450 | 26,950 | 41,100 | 7,200 | 4,354.0 |
| 6 | Dakshin Dinajpur | 20,400 | 19,650 | 21,500 | 1,21,600 | 83,700 | 4,921.0 |
| 7 | Darjeeling | 52,250 | 50,650 | 22,900 | 32,200 | 10,700 | 4,498.0 |
| 8 | Diamond Harbour HD | 51,250 | 32,300 | 28,000 | 1,07,550 | 1,11,500 | 4,284.0 |
| 9 | Hooghly | 64,870 | 51,250 | 47,000 | 1,74,200 | 1,59,100 | 11,041.0 |
| 10 | Howrah | 1,13,450 | 78,000 | 63,780 | 2,02,550 | 2,33,200 | 6,531.0 |
| 11 | Jalpaiguri | 34,800 | 38,100 | 45,550 | 1,11,000 | 61,200 | 6,063.0 |
| 12 | Jhargram | 16,750 | 16,100 | 24,890 | 57,050 | 56,200 | 4,443.0 |
| 13 | Kalimpong | 21,150 | 20,900 | 19,000 | 68,050 | 35,200 | 4,370.5 |
| 14 | Malda | 26,100 | 23,200 | 26,000 | 87,100 | 97,700 | 7,151.0 |
| 15 | Murshidabad | 35,333 | 51,380 | 48,700 | 1,43,100 | 1,40,200 | 10,080.0 |
| 16 | Nadia | 62,070 | 39,740 | 37,100 | 1,49,050 | 1,39,700 | 5,831.0 |
| 17 | North 24 Parganas | 1,01,000 | 77,740 | 31,440 | 1,90,000 | 1,23,700 | 7,383.5 |
| 18 | Basirhat HD | 44,320 | 45,230 | 32,280 | 1,44,050 | 1,65,000 | 5,647.0 |
| 19 | Paschim Bardhaman | 37,850 | 35,100 | 17,780 | 1,21,000 | 1,21,900 | 2,257.0 |
| 20 | Paschim Medinipur | 32,450 | 45,300 | 41,090 | 1,56,050 | 1,42,700 | 7,435.0 |
| 21 | Purba Bardhaman | 58,650 | 51,700 | 27,100 | 1,36,550 | 1,53,700 | 9,943.0 |
| 22 | Purba Medinipur | 54,550 | 41,200 | 33,220 | 87,050 | 1,00,100 | 1,731.0 |
| 23 | Nandigram HD | 18,750 | 33,100 | 30,640 | 1,21,050 | 83,200 | 7,279.0 |
| 24 | Purulia | 50,450 | 34,600 | 52,700 | 1,48,550 | 1,21,700 | 7,421.0 |
| 25 | Rampurhat HD | 24,150 | 29,000 | 30,300 | 62,050 | 74,500 | 5,637.0 |
| 26 | South 24 Parganas | 57,450 | 33,600 | 33,400 | 1,07,250 | 1,10,400 | 2,141.0 |
| 27 | Uttar Dinajpur | 35,750 | 43,550 | 43,850 | 1,13,050 | 1,31,700 | 5,853.0 |
| 28 | Bankura S MC&H | 21,000 | 46,650 | 10,200 | 1,82,500 | 2,16,400 | 2,660.0 |
| 29 | Coochbehar MC&H | 13,800 | 14,900 | 14,600 | 53,500 | 83,500 | 3,442.0 |
| 30 | NB MC&H | 40,350 | 96,000 | 20,000 | 2,24,200 | 2,40,500 | 7,890.0 |
| 31 | Diamond Harbour MC&H | 13,300 | 24,200 | 10,100 | 1,47,500 | 1,50,000 | 3,898.0 |
| 32 | Malda MC&H | 18,800 | 71,100 | 13,100 | 1,88,500 | 2,27,500 | 5,968.0 |
| 33 | Murshidabad MC&H | 31,630 | 73,950 | 14,600 | 1,29,000 | 2,12,000 | 2,340.0 |
| 34 | Bardhaman MC&H | 23,900 | 34,100 | 17,500 | 1,89,500 | 2,27,500 | 3,448.0 |
| 35 | Medinipur MC&H | 56,300 | 72,700 | 34,100 | 2,53,000 | 2,00,000 | 11,598.0 |
| 36 | Purulia MC&H | 13,300 | 19,900 | 51,600 | 99,500 | 1,21,000 | 4,098.0 |
| 37 | Rampurhat MC&H | 21,400 | 25,900 | 17,600 | 40,000 | 77,500 | 10,048.0 |
| 38 | Raiganj MC&H | 14,100 | 11,900 | 13,100 | 56,500 | 87,000 | 2,190.0 |
| 39 | JNM MC&H | 17,400 | 21,000 | 24,000 | 45,000 | 59,500 | 2,972.0 |
| 40 | Sagar Dutta MC&H | 67,520 | 93,830 | 17,600 | 1,76,550 | 2,08,000 | 7,978.0 |
| 41 | ID & BG Hospital | 45,050 | 59,800 | 20,600 | 1,01,100 | 77,500 | 2,671.0 |
| 42 | RG Kar MCH | 40,850 | 66,500 | 15,800 | 3,01,050 | 3,40,200 | 7,207.0 |
| 43 | NRS MCH | 63,250 | 95,500 | 30,800 | 2,15,550 | 2,19,200 | 5,090.0 |
| 44 | IPGMER & SSKMH | 98,900 | 1,11,090 | 66,600 | 4,29,050 | 4,29,500 | 15,317.0 |
| 45 | Medical College, Kolkata | 1,66,450 | 1,50,000 | 20,800 | 3,26,050 | 4,27,500 | 9,262.0 |
| 46 | CNMCH | 52,350 | 48,300 | 23,150 | 1,33,500 | 1,01,500 | 3,672.0 |
| 47 | Other Govt Dept/Institutions | 4,31,051 | 3,90,795 | 2,26,188 | 10,69,271 | 10,74,202 | 59,055.0 |
| 48 | Stock in hand-In Transit | 4,67,918 | 20,33,235 | 8,72,451 | 17,23,937 | 14,63,708 | 1,08,918.0 |
| TOTAL | | 28,80,262 | 46,15,040 | 24,47,359 | 92,50,208 | 90,53,210 | 4,40,789.0 |

*In addition to State supply, local procurement is also done.



Department of Health & Family Welfare Govt. of West Bengal

WEST BENGAL COVID-19 HEALTH BULLETIN – 24th FEBRUARY 2021

IX

DETAILS OF TESTING LABS

| S. No. | Name of Testing Lab | Samples Tested | Method of Testing | Functional WEF |
|--------|--|----------------|-------------------|-----------------|
| 1 | NICED | 1,88,222 | RT-PCR | Since Beginning |
| 2 | SSKM | 2,71,504 | RT-PCR | 17-Mar |
| 3 | Medinipur MCH | 1,54,050 | RT-PCR | 24-Mar |
| 4 | North Bengal MCH | 3,09,053 | RT-PCR | 29-Mar |
| 5 | School of Tropical Medicine | 2,13,318 | RT-PCR | 01-Apr |
| 6 | Apollo Hospital | 47,560 | RT-PCR | 06-Apr |
| 7 | Tata Medical Centre | 19,363 | RT-PCR | 06-Apr |
| 8 | Malda MCH | 2,26,470 | RT-PCR | 08-Apr |
| 9 | Dr. Lal Pathlab | 2,03,134 | RT-PCR | 17-Apr |
| 10 | Command Hospital | 32,423 | RT-PCR | 17-Apr |
| 11 | CNCI | 20,969 | RT-PCR | 22-Apr |
| 12 | RG Kar MCH | 2,39,577 | RT-PCR | 24-Apr |
| 13 | SURAKSHA | 1,18,424 | RT-PCR | 24-Apr |
| 14 | Murshidabad MCH | 1,73,979 | RT-PCR | 26-Apr |
| 15 | Peerless | 56,305 | RT-PCR | 30-Apr |
| 16 | Burdwan MCH | 1,71,551 | RT-PCR | 06-May |
| 17 | MCH Kolkata | 1,01,030 | RT-PCR | 08-May |
| 18 | NRS MCH | 1,17,307 | RT-PCR | 12-May |
| 19 | Sanaka Hospitals | 97,640 | RT-PCR | 12-May |
| 20 | Medica Hospital | 1,09,913 | RT-PCR | 15-May |
| 21 | Bankura MCH | 1,48,034 | RT-PCR | 22-May |
| 22 | Suri DH | 1,27,435 | RT-PCR | 22-May |
| 23 | Coochbehar GMCH | 1,50,260 | RT-PCR | 06-Jun |
| 24 | COMJNM Kalyani | 1,59,487 | RT-PCR | 10-Jun |
| 25 | Desun Hospital | 5,677 | RT-PCR | 17-Jun |
| 26 | RN Tagore Hospital | 30,789 | RT-PCR | 24-Jun |
| 27 | Raigunj MCH | 78,426 | RT-PCR | 26-Jun |
| 28 | Jagannath Gupta Institute of Medical Sciences | 4,075 | RT-PCR | 06-Jul |
| 29 | ESI-Postgraduate Institute of Medical Science and Research | 9,543 | RT-PCR | 16-Jul |
| 30 | Remedy Lifecare, Kolkata | 10,743 | RT-PCR | 21-Jul |
| 31 | AMRI Dhakuria | 40,760 | RT-PCR | 19-May |
| 32 | Rampurhat MCH | 74,983 | RT-PCR | 19-May |
| 33 | CNMCH | 63,343 | RT-PCR | 20-May |
| 34 | DH GMCH | 1,38,400 | RT-PCR | 20-May |
| 35 | COMSDH | 45,807 | RT-PCR | 27-May |
| 36 | Purulia Govt. MCH | 85,079 | RT-PCR | 03-Jun |
| 37 | SRL Lab | 1,02,726 | RT-PCR | 18-Jun |
| 38 | Probe diagnostics | 30,389 | RT-PCR | 14-Aug |
| 39 | Pulse Diagnostics | 47,247 | RT-PCR | 12-Sept |
| 40 | RB Diagnostic Kolkata | 36,908 | RT-PCR | 20-Sept |
| 41 | Purba Medinipur DH | 22,145 | RT-PCR | 24-Sept |
| 42 | B.P. Poddar Hospital & Medical Research Ltd | 1,603 | RT-PCR | 27-Oct |
| 43 | Swastik Clinic & Seva Sadan Pvt. Ltd., Birbhum | 203 | RT-PCR | 27-Oct |
| 44 | Repromed Diagnostic Ltd | 11,031 | RT-PCR | 24-Sept |
| 45 | Gouri Devi Institute of Medical Sciences and Hospital | 1,338 | RT-PCR | 7-Nov |
| 46 | IQ City Medical College Durgapur | 2,578 | RT-PCR | 4-Dec |
| 47 | Imambara DH, Hooghly | 6,226 | RT-PCR | 15-Dec |
| 48 | Saroj Gupta Cancer Center & Research Institute | 1109 | RT-PCR | 23-Dec |
| 49 | Lasco Medicare Pvt. Ltd. Howrah | 357 | RT-PCR | 5-Jan |
| 50 | Icare Institute of Medical Sciences and Research | 171 | RT-PCR | 25-Jan |
| 51 | Sanjiban Hospital, Howrah | 13 | RT-PCR | 23-Feb |
| 52 | AMRI Salt Lake | 14,639 | CBNAAT | 01-May |
| 53 | CMRI | 14,111 | CBNAAT | 13-May |

Note: Average tests per CBNAAT and TRUENAT machines are 32 per day and 16 per day respectively



Department of Health & Family Welfare Govt. of West Bengal

WEST BENGAL COVID-19 HEALTH BULLETIN – 24th FEBRUARY 2021

IX

DETAILS OF TESTING LABS

| S. No. | Name of Testing Lab | Samples Tested | Method of Testing | Functional WEF |
|--------------|--|------------------|-------------------|----------------|
| 54 | Asansol DH | 2,283 | TRUENAT | 19-May |
| 55 | Jhargram DH | 2,675 | TRUENAT | 19-May |
| 56 | Falakata SSH | 3,804 | TRUENAT | 20-May |
| 57 | Balurghat DH | 2,528 | TRUENAT | 22-May |
| 58 | Serampore DH | 1,169 | TRUENAT | 25-May |
| 59 | Uluberia SSH | 1,784 | TRUENAT | 27-May |
| 60 | Jangipur SDH | 1,685 | TRUENAT | 27-May |
| 61 | Egra SDH | 526 | TRUENAT | 27-May |
| 62 | MR Bangur Hospital | 415 | TRUENAT | 28-May |
| 63 | Chanchal SDH | 557 | TRUENAT | 28-May |
| 64 | Biswa Bangla Krirangan COVID Hospital | 83,721 | TRUENAT | 31-May |
| 65 | Woodlands | 7,430 | CBNAAT | 11-Jun |
| 66 | Alipurduar DH | 1,542 | TRUENAT | 16-Jun |
| 67 | Basirhat DH | 332 | TRUENAT | 19-Jun |
| 68 | Anandaloke Sonoscan, Siliguri | 5,469 | TRUENAT | 27-Jun |
| 69 | Gangarampur SDH | 1,174 | CBNAAT | 16-Jul |
| 70 | Contai SDH | 1,891 | TRUENAT | 20-Jul |
| 71 | ILS hospital | 1,696 | TRUENAT | 25-Jul |
| 72 | Uttar Latabari DH | 97 | TRUENAT | 04-Aug |
| 73 | Nandigram SSH/DH | 790 | TRUENAT | 04-Aug |
| 74 | Panskura Hospital | 430 | TRUENAT | 06-Aug |
| 75 | Chittaranjan Seva Sadan Hospital | 1,692 | TRUENAT | 10-Aug |
| 76 | Dr. PK Saha Hospital, Coochbihar | 3,535 | TRUENAT | 11-Aug |
| 77 | Salt Lake SDH | 846 | TRUENAT | 13-Aug |
| 78 | Charnock Hospital | 4,710 | TRUENAT | 14-Aug |
| 79 | Gabberia SGH | 168 | TRUENAT | 15-Aug |
| 80 | Spandan Disgnostic Center | 7,284 | TRUENAT | 16-Aug |
| 81 | Kakdwip SSH | 249 | TRUENAT | 17-Aug |
| 82 | Mal SSH | 181 | TRUENAT | 18-Aug |
| 83 | Howrah DH | 169 | TRUENAT | 21-Aug |
| 84 | Sagardighi SSH | 376 | TRUENAT | 2-Sept |
| 85 | Domkal SSH | 164 | TRUENAT | 6-Sept |
| 86 | Udaynarayanpur SGH Howrah | 52 | TRUENAT | 7- Sept |
| 87 | GD Hospital & Diabetes Institute, Howrah | 1,115 | CBNAAT | 8-Sept |
| 88 | Nightingale Diagnostic & Medicare Centre | 2,884 | TRUENAT | 12-Sept |
| 89 | Bhagirathi Neotia Woman * Child Care Centre | 427 | CBNAAT | 16-Sept |
| 90 | Krishnanagar DTC | 170 | TRUENAT | 29-Sept |
| 91 | Mission Hospital, Durgapur | 7,492 | TRUENAT | 29-Sept |
| 92 | Medinova, Kolkata | 2,686 | TRUENAT | 1-Oct |
| 93 | MSS Bansal Medical, Kolkata | 5,219 | TRUENAT | 2-Oct |
| 94 | TLJ, SGH, Howrah | 96 | TRUENAT | 2-Oct |
| 95 | Narayan Memorial Hospital, Kolkata | 501 | TRUENAT | 2-Oct |
| 96 | Kalimpong DH | 335 | TRUENAT | 6-Oct |
| 97 | Mirik BPHC, Darjeeling | 136 | TRUENAT | 9-Oct |
| 98 | Barjore SSH, Bankura | 254 | TRUENAT | 11-Oct |
| 99 | Darjeeling DH | 219 | TRUENAT | 11-Oct |
| 100 | Metropolis Kolkata | 17,831 | TRUENAT | 14-Oct |
| 101 | Laboratory Services, Healthworld Hospitals, Durgapur | 1,727 | TRUENAT | 4-Dec |
| 102 | Neotia Getwel Healthcare Centre, Siliguri | 148 | CBNAAT | 9-Jan |
| 103 | Arogya Niketan Nursing Home | 110 | TRUENAT | 16-Jan |
| 104 | Ruby General Hospital | 214 | CBNAAT | 20-Jan |
| 105 | Cliniperfect Polyclinic and Diagnostics | 1 | TRUENAT | 23-Feb |
| 106 | Antigen Test done within the State | 37,74,727 | - | - |
| 107 | Samples Tested in Labs Outside the State | 1,87,878 | RT-PCR | - |
| TOTAL | | 84,83,021 | | |

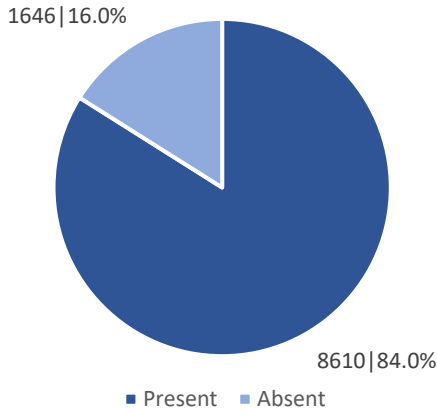
Note: Average tests per CBNAAT and TRUENAT machines are 32 per day and 16 per day respectively



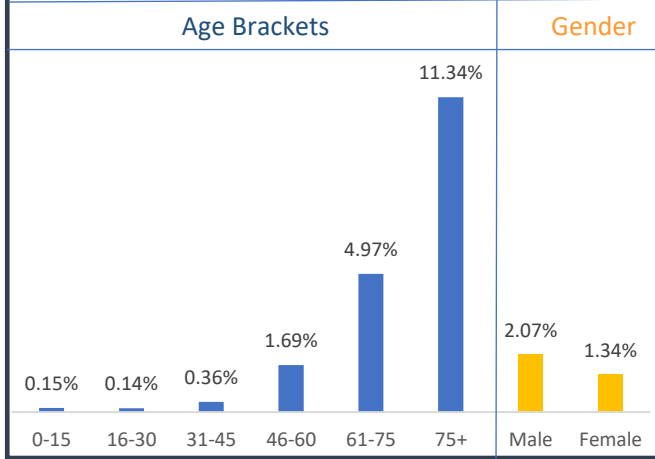
WEST BENGAL COVID-19 HEALTH BULLETIN – 24th FEBRUARY 2021

X

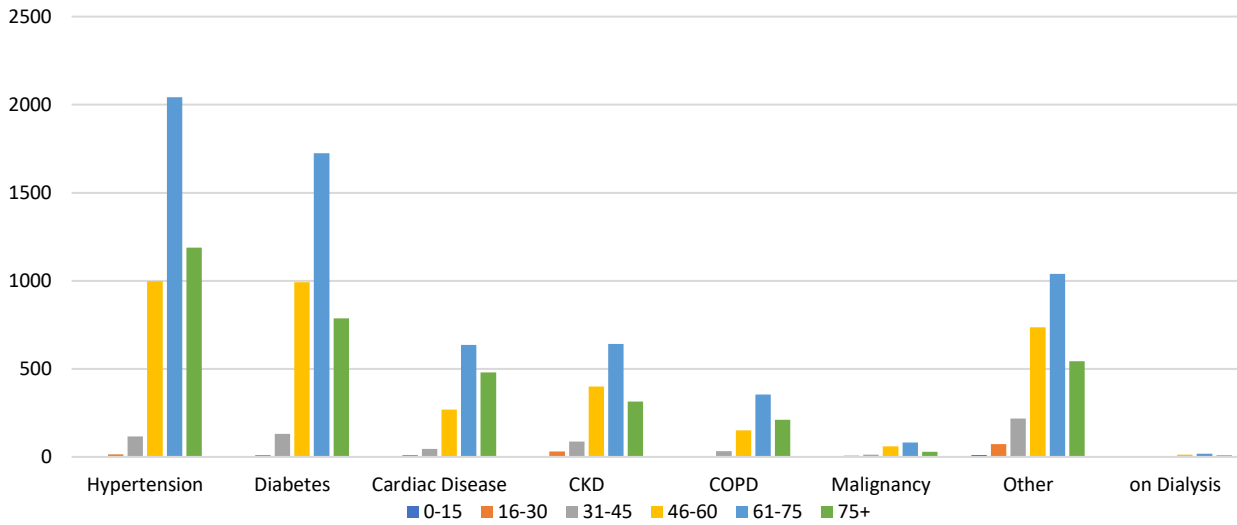
Comorbidity Status in Deceased Cases (n=10,256)



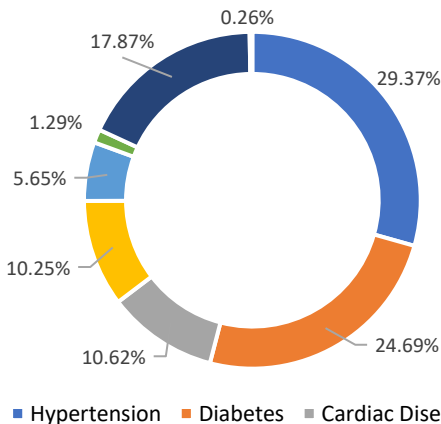
Fatality Rate in Respective Age Brackets & Gender Group



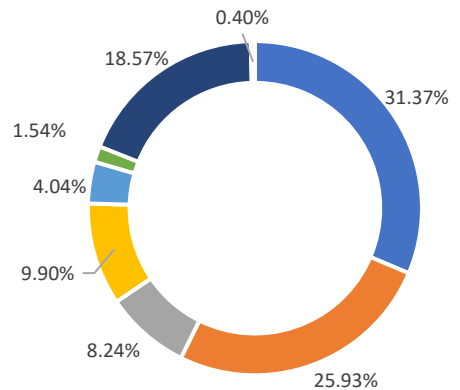
Age Group Wise Comorbidities Among Deceased



Share of Comorbidities in Male



Share of Comorbidities in Female



FATALITY ANALYSIS



Department of Health & Family Welfare Govt. of West Bengal

WEST BENGAL COVID-19 HEALTH BULLETIN – 24th FEBRUARY 2021

XI
EQUIPMENT SUPPLY

| S. No | Equipment | Ordered by State Govt. | Received Yesterday | Total Received by State Govt. | Order Pending |
|-------|----------------------------|------------------------|--------------------|-------------------------------|---------------|
| 1 | PPEs | 32.10 L | 2,000 | 28.09 L | 4.01 L |
| 2 | N95/FFP2 Masks | 47.20 L | 10,000 | 45.19 L | 2.01 L |
| 3 | Regular Masks | 123.84 L | 20,000 | 96.70 L | 27.14 L |
| 4 | Hand Sanitizers (In Ltrs.) | 4.31 L | 1,000 | 4.23 L | 0.08 L |
| 5 | Gloves | 95.00 L | 20,000 | 87.40 L | 7.60 L |
| 6 | Thermal Guns | 20,000 | NIL | 20,000 | NIL |

XII
DEDICATED COVID-19 HELPLINE (24 X 7)

1. Dedicated COVID-19 Helpline : **1800 313 444 222**
2. Direct Telemedicine Line : **033 23576001**
3. Ambulance Service : **033 40902929**
4. COVID Telemedicine App "[Covid Telemedicine WB](#)" on Google Play Store
 - These services include allocation of beds in Govt. hospitals and Safe Homes
 - Telemedicine for citizens at large and those in home isolation
 - Ambulance service includes guidance and provision of Govt. ambulance
5. Tele-Psychological counselling services have started since August 1st, 2020.

General Queries

| | | | |
|---|---|--|-----------|
| 1 | A | Total Queries addressed in last 24 hours | 751 |
| | B | Total Queries addressed till 23 rd February | 15,65,946 |

Telemedicine

| | | | |
|---|---|--|----------|
| 2 | A | Total consultations given in last 24 hours | 248 |
| | B | Total consultations given till 23 rd February | 5,80,133 |

Ambulance Services

| | | | |
|---|---|---------------------------------------|----|
| 3 | A | Ambulances assigned in last 24 hours | 22 |
| | B | Total calls received in last 24 hours | 22 |

Tele-Psychological Counselling

| | | | |
|---|---|--|----------|
| 4 | A | Counselling given in last 24 hours | 297 |
| | B | Counselling given till 23 rd February | 2,89,015 |

State Government Interventions :

- Weekly death rate is 1.94%. Both death rate and Infection rate are showing a downward trend.
- Status of availability of beds for COVID positive patients in government and private hospitals is available at Health & FW Department's website: www.wbhealth.gov.in
- Safe Homes : An initiative by the Government of West Bengal for care and treatment of asymptomatic/mild symptomatic COVID patients for whom home isolation is not possible /advisable
- As per State Government advisory Satellite Health Facilities are being developed by private hospitals in close vicinity of their hospitals as separate health facility for treatment of asymptomatic/mild symptomatic COVID patients. This intervention is expected to free beds in the hospitals for serious patients.

All the guidelines and orders relating to Covid-19 are posted on www.wbhealth.gov.in

You can follow us on :

Facebook at: <https://www.facebook.com/wbdhfw/>

Twitter at: <https://twitter.com/wbdhfw>