



# Department of Health & Family Welfare Govt. of West Bengal

## WEST BENGAL COVID-19 HEALTH BULLETIN – 24<sup>th</sup> JULY 2021

### I COVID 19 STATUS

S. No	Subject	Number
1	New COVID-19 Cases on 24 <sup>th</sup> July	730
2	<b>Total COVID-19 Cases till 24<sup>th</sup> July</b>	<b>15,22,833</b>
3	Total Discharged	14,92,878 (+920)
4	Total Deaths as on 24 <sup>th</sup> July*	18,064 (+8)
5	<b>Active COVID-19 Cases as on 24<sup>th</sup> July</b>	<b>11,891 (-198)</b>
6	Discharge Rate (3/2)	98.03%
7	Fatality Rate (4/2)	1.19%

Note: All figures updated till 9AM, 24<sup>th</sup> July

#Daily increase/decrease with respect to previous day is shown as (+/-)

\*Complete analysis can be referred from Section X, (Page no. 5)

### II TESTING SNAPSHOT

S. No	Subject	Number
1	Samples Tested on 24 <sup>th</sup> July	52,188
2	<b>Total Number of Samples Tested till 24<sup>th</sup> July</b>	<b>1,54,28,549</b>
3	<b>Positivity Rate as on 24<sup>th</sup> July</b>	<b>1.40%</b>
4	Tests per Million population	1,71,428
5	Total Testing Laboratories*	128
6	RT-PCR/Antigen Test Ratio	43:57

\*Detailed breakup of these laboratories is given on Page 3 and Page 4

### III TREATMENT INFRASTRUCTURE SNAPSHOT

S. No	Subject	Number
1	Total Number of Hospitals dedicated for treating COVID-19	203
2	Total Number of Govt. Hospitals dedicated for treating COVID-19	196
3	Total Number of Pvt. Hospitals requisitioned for treating COVID-19	7
4	Total Number of earmarked COVID-19 Beds	23,947
5	% Occupancy in COVID Beds	3.59%
6	Total ICU/HDU Beds in the COVID Hospitals	2,861
7	Total Number of Safe Homes	200
8	Total Number of Beds in Safe Homes	11,507

### IV ACTIVE CASES SNAPSHOT

S. No	Subject	Number
1	Total number of people currently in Home Isolation	10,179
2	Total Number of Patients in Hospitals	1,290
3	Total Number of Patients in Safe Homes	422

### V VACCINATION STATUS

S. No	Subject	Number
1	Total Number of people vaccinated on 24 <sup>th</sup> July	3,40,991
2	First Dose on 24 <sup>th</sup> July	1,90,932
3	Second Dose on 24 <sup>th</sup> July	1,50,059
4	Cumulative Vaccination till 24 <sup>th</sup> July	2,69,43,720
5	Cumulative Vaccination First Dose	1,89,45,953
6	Cumulative Vaccination Second Dose	79,97,767
7	Number of CVC (Common Vaccination Centres)	2,796
8	Cumulative AEFI cases reported	2,163
9	Vaccine wastage	-7%



# Department of Health & Family Welfare Govt. of West Bengal

## WEST BENGAL COVID-19 HEALTH BULLETIN – 24<sup>th</sup> JULY 2021

VI

DISTRICT COVID-19 STATUS#

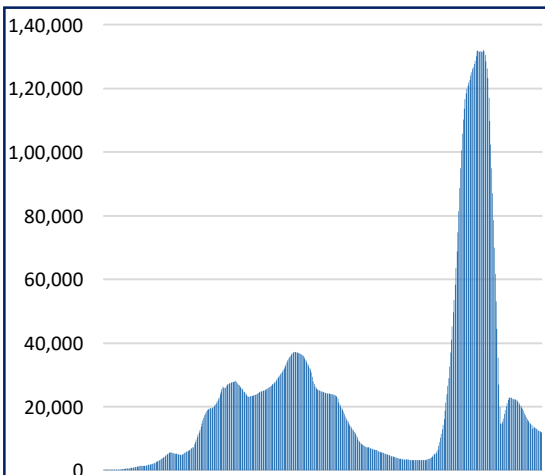
1	2	3	4	5	6 = 3-4-5	7
S. No	District	Total Cases	Total Discharged	Total Deaths	Total Active Cases	Last Reported Case
1	Alipurduar	14,719 <sup>+17</sup>	14,349 <sup>+21</sup>	99	271 <sup>-4</sup>	23-July-21
2	Coochbehar	27,276 <sup>+40</sup>	26,532 <sup>+51</sup>	93	651 <sup>-11</sup>	23-July-21
3	Darjeeling	52,879 <sup>+89</sup>	51,147 <sup>+79</sup>	487 <sup>+1</sup>	1,245 <sup>+9</sup>	23-July-21
4	Kalimpong	6,116 <sup>+21</sup>	5,841 <sup>+19</sup>	39	236 <sup>+2</sup>	23-July-21
5	Jalpaiguri	39,475 <sup>+50</sup>	38,247 <sup>+55</sup>	524 <sup>+1</sup>	704 <sup>-6</sup>	23-July-21
6	Uttar Dinajpur	19,369 <sup>+12</sup>	18,984 <sup>+12</sup>	233	152	23-July-21
7	Dakshin Dinajpur	16,864 <sup>+6</sup>	16,565 <sup>+10</sup>	167	132 <sup>-4</sup>	23-July-21
8	Malda	32,628 <sup>+3</sup>	32,362 <sup>+7</sup>	183	83 <sup>-4</sup>	23-July-21
9	Murshidabad	33,560 <sup>+5</sup>	33,168 <sup>+7</sup>	322	70 <sup>-2</sup>	23-July-21
10	Nadia	68,794 <sup>+37</sup>	67,464 <sup>+51</sup>	684	646 <sup>-14</sup>	23-July-21
11	Birbhum	40,262 <sup>+6</sup>	39,845 <sup>+11</sup>	285	132 <sup>-5</sup>	23-July-21
12	Purulia	19,124 <sup>+10</sup>	18,957 <sup>+4</sup>	112	55 <sup>+6</sup>	23-July-21
13	Bankura	34,309 <sup>+28</sup>	33,492 <sup>+44</sup>	258	559 <sup>-16</sup>	23-July-21
14	Jhargram	11,046 <sup>+28</sup>	10,569 <sup>+35</sup>	26	451 <sup>-7</sup>	23-July-21
15	Paschim Medinipur	50,418 <sup>+41</sup>	49,092 <sup>+67</sup>	484 <sup>+1</sup>	842 <sup>-27</sup>	23-July-21
16	Purba Medinipur	60,097 <sup>+45</sup>	58,728 <sup>+68</sup>	368	1,001 <sup>-23</sup>	23-July-21
17	Purba Bardhaman	39,797 <sup>+22</sup>	39,197 <sup>+33</sup>	177	423 <sup>-11</sup>	23-July-21
18	Paschim Bardhaman	56,151 <sup>+16</sup>	55,542 <sup>+22</sup>	345	264 <sup>-6</sup>	23-July-21
19	Howrah	94,239 <sup>+28</sup>	92,140 <sup>+49</sup>	1,480	619 <sup>-21</sup>	23-July-21
20	Hooghly	81,406 <sup>+48</sup>	79,819 <sup>+54</sup>	907	680 <sup>-6</sup>	23-July-21
21	North 24 Parganas	3,18,511 <sup>+86</sup>	3,12,682 <sup>+97</sup>	4,554 <sup>+3</sup>	1,275 <sup>-14</sup>	23-July-21
22	South 24 Parganas	95,717 <sup>+34</sup>	93,807 <sup>+51</sup>	1,269	641 <sup>-17</sup>	23-July-21
23	Kolkata	3,10,010 <sup>+58</sup>	3,04,286 <sup>+73</sup>	4,965 <sup>+2</sup>	759 <sup>-17</sup>	23-July-21
24	Other State	66	63	3	0	6-Jun-20
<b>TOTAL</b>		<b>15,22,833<sup>+730</sup></b>	<b>14,92,878<sup>+920</sup></b>	<b>18,064<sup>+8</sup></b>	<b>11,891<sup>-198</sup></b>	

#District Wise data is subject to verification and may change

#Daily increase/decrease with respect to previous day is in superscript as +/- (Eg: +4)

VII

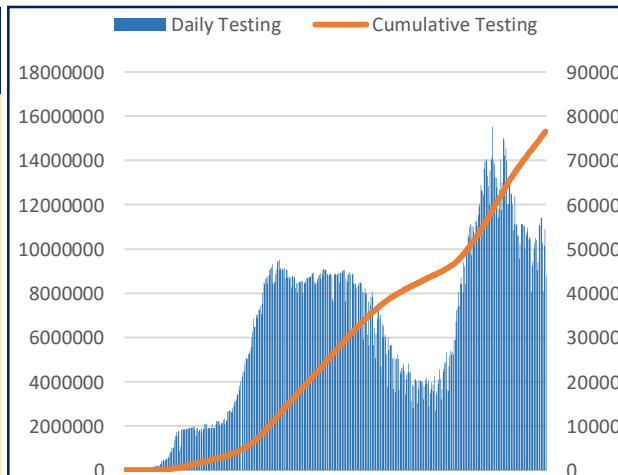
DAILY CUMULATIVE ACTIVE COVID-19 CASES



17<sup>th</sup> March 2020 to 24<sup>th</sup> July 2021

VIII

SAMPLES TESTED (Daily and Cumulative)



17<sup>th</sup> March 2020 to 24<sup>th</sup> July 2021



# Department of Health & Family Welfare Govt. of West Bengal

## WEST BENGAL COVID-19 HEALTH BULLETIN – 24<sup>th</sup> JULY 2021

IX

DETAILS OF TESTING LABS

S. No.	Name of Testing Lab	District	Authority	Samples Tested	Testing Method	Functional WEF
1	NICED	Kolkata	Central Govt	2,99,859	RT-PCR	Since Beginning
2	SSKM	Kolkata	State Govt	4,20,030	RT-PCR	17-Mar-20
3	Medinipur MCH	Paschim Midnapore	State Govt	2,26,797	RT-PCR	24-Mar-20
4	North Bengal MCH	Darjeeling	State Govt	5,10,652	RT-PCR	29-Mar-20
5	School of Tropical Medicine	Kolkata	State Govt	3,07,099	RT-PCR	01-Apr-20
6	Apollo Hospital	North 24 Pargana	PVT	82,141	RT-PCR	06-Apr-20
7	Tata Medical Centre	North 24 Pargana	PVT	28,268	RT-PCR	06-Apr-20
8	Malda MCH	Malda	State Govt	3,64,529	RT-PCR	08-Apr-20
9	Dr. Lal Pathlab	North 24 Pargana	PVT	4,56,942	RT-PCR	17-Apr-20
10	Command Hospital	Kolkata	Central Govt	48,221	RT-PCR	17-Apr-20
11	CNCI	Kolkata	Central Govt	35,834	RT-PCR	22-Apr-20
12	RG Kar MCH	Kolkata	State Govt	3,44,159	RT-PCR	24-Apr-20
13	SURAKSHA	North 24 Pargana	PVT	2,64,032	RT-PCR	24-Apr-20
14	Murshidabad MCH	Murshidabad	State Govt	2,85,047	RT-PCR	26-Apr-20
15	Peerless	Kolkata	PVT	95,205	RT-PCR	30-Apr-20
16	Burdwan MCH	Burdwan	State Govt	2,77,963	RT-PCR	06-May-20
17	MCH Kolkata	Kolkata	State Govt	1,46,597	RT-PCR	08-May-20
18	NRS MCH	Kolkata	State Govt	1,86,157	RT-PCR	12-May-20
19	Sanaka Hospitals	Paschim Burdwan	PVT	1,41,228	RT-PCR	12-May-20
20	Medica Hospital	Kolkata	PVT	1,65,857	RT-PCR	15-May-20
21	Bankura MCH	Bankura	State Govt	2,64,657	RT-PCR	22-May-20
22	Suri DH	Birbhum	State Govt	1,80,824	RT-PCR	22-May-20
23	Coochbehar GMCH	Cooch Bihar	State Govt	2,64,122	RT-PCR	06-Jun-20
24	COMJNM Kalyani	Nadia	State Govt	2,42,220	RT-PCR	10-Jun-20
25	Desun Hospital	Kolkata	PVT	11,434	RT-PCR	17-Jun-20
26	RN Tagore Hospital	Kolkata	PVT	62,113	RT-PCR	24-Jun-20
27	Raigunj MCH	Uttar Dinajpur	State Govt	1,25,299	RT-PCR	26-Jun-20
28	Jagannath Gupta Institute of Medical Sciences	South 24 Pargana	PVT	8,952	RT-PCR	06-Jul-20
29	ESI-PGIMSR	Kolkata	PVT	19,555	RT-PCR	16-Jul-20
30	Remedy Lifecare, Kolkata	Kolkata	PVT	20,017	RT-PCR	21-Jul-20
31	AMRI Dhakuria	Kolkata	PVT	75,186	RT-PCR	19-May-20
32	Rampurhat MCH	Birbhum	State Govt	1,49,374	RT-PCR	19-May-20
33	CNMCH	Kolkata	State Govt	1,15,390	RT-PCR	20-May-20
34	DH GMCH	South 24 Pargana	State Govt	2,45,730	RT-PCR	20-May-20
35	COMSDH	North 24 Pargana	State Govt	91,575	RT-PCR	27-May-20
36	Purulia Govt. MCH	Purulia	State Govt	1,54,508	RT-PCR	03-Jun-20
37	SRL Lab	Kolkata	PVT	3,00,843	RT-PCR	18-Jun-20
38	Probe diagnostics	Kolkata	PVT	72,311	RT-PCR	14-Aug-20
39	Pulse Diagnostics	Kolkata	PVT	1,09,870	RT-PCR	12-Sep-20
40	RB Diagnostic Kolkata	Kolkata	PVT	1,34,970	RT-PCR	20-Sep-20
41	Purba Medinipur DH	Purba Midnapur	State Govt	80,594	RT-PCR	24-Sep-20
42	B.P. Poddar Hospital & Medical Research Ltd	Kolkata	PVT	4,254	RT-PCR	27-Oct-20
43	Swastik Clinic & Seva Sadan Pvt. Ltd., Birbhum	Birbhum	PVT	1,292	RT-PCR	27-Oct-20
44	Repromed Diagnostic Ltd	Kolkata	PVT	34,932	RT-PCR	24-Sep-20
45	Gouri Devi Institute of Medical Sciences	Purba Burdwan	PVT	6,657	RT-PCR	07-Nov-20
46	IQ City Medical College Durgapur	Paschim Burdwan	PVT	17,998	RT-PCR	04-Dec-20
47	Imambara DH, Hooghly	Hooghly	State Govt	73,964	RT-PCR	15-Dec-20
48	Saroj Gupta Cancer Center & Research Institute	Kolkata	PVT	6,425	RT-PCR	23-Dec-20
49	Lasco Medicare Pvt. Ltd. Howrah	Howrah	PVT	16,202	RT-PCR	05-Jan-21
50	Icare Institute of Medical Sciences and Research	Purba Midnapur	PVT	6,966	RT-PCR	25-Jan-21
51	Sanjiban Hospital, Howrah	Howrah	PVT	8,930	RT-PCR	23-Feb-21
52	GCC DNA Diagnostic Lab	South 24 Pargana	PVT	3,592	RT-PCR	22-Apr-21
53	Quadra Medical Services	Kolkata	PVT	1,584	RT-PCR	01-May-21
54	Hindlabs, Kolkata	North 24 Pargana	PVT	14,106	RT-PCR	15-May-21
55	Pathkind Lab, Kolkata	Kolkata	PVT	9,972	RT-PCR	25-May-21
56	KPC Medical College	Kolkata	PVT	790	RT-PCR	1-Jun-21
57	Krishna Medica Lab, Kolkata	Kolkata	PVT	7,774	RT-PCR	2-Jun-21
58	Institute of Neurosciences , Kolkata	Kolkata	PVT	725	RT-PCR	4-Jun-21
59	Life Cell International, Kolkata	North 24 Pargana	PVT	5,735	RT-PCR	4-Jun-21
60	The Apollo Clinic - Pvt.Ltd.	Kolkata	PVT	2,052	RT-PCR	8-Jun-21
61	Genu Path Labs	North 24 Pargana	PVT	527	RT-PCR	27-Jun-21
62	Dr. ABG's Pathoscan Center	Purba Burdwan	PVT	463	RT-PCR	30-Jun-21
63	Aloka Medicare Pvt Ltd	Kolkata	PVT	323	RT-PCR	8-July-21
64	Burnpur Hospital (SAIL-IISCO)	Paschim Burdwan	PVT	527	RT-PCR	8-July-21
65	Nirnayan Healthcare Pvt Ltd	North 24 Pargana	PVT	444	RT-PCR	18-July-21

Note: Average tests per CBNAAT and TRUENAT machines are 32 per day and 16 per day respectively



# Department of Health & Family Welfare Govt. of West Bengal

## WEST BENGAL COVID-19 HEALTH BULLETIN – 24<sup>th</sup> JULY 2021

IX

DETAILS OF TESTING LABS

S. No.	Name of Testing Lab	District	Authority	Samples Tested	Testing Method	Functional WEF
66	B M Birla Hospital	Kolkata	PVT	633	RT-LAMP	7-Jun-21
67	Agrasen Healthcare Centre	Jalpaiguri	PVT	1	RT-LAMP	22-July-21
68	AMRI Salt Lake	North 24 Pargana	PVT	23,804	CBNAAT	01-May-20
69	CMRI	Kolkata	PVT	23,314	CBNAAT	13-May-20
70	Asansol DH	Paschim Burdwan	State Govt	30,720	TRUENAT	19-May-20
71	Jhargram DH	Jhargram	State Govt	2,754	TRUENAT	19-May-20
72	Falakata SSH	Alipurduar	State Govt	3,872	TRUENAT	20-May-20
73	Balurghat DH	Dakshin Dinajpur	State Govt	3,627	TRUENAT	22-May-20
74	Serampore DH	Hooghly	State Govt	1,213	TRUENAT	25-May-20
75	Uluberia SSH	Howrah	State Govt	1,977	TRUENAT	27-May-20
76	Jangipur SDH	Murshidabad	State Govt	1,685	TRUENAT	27-May-20
77	Egra SDH	Purba Midnapur	State Govt	823	TRUENAT	27-May-20
78	MR Bangur Hospital	South 24 Pargana	State Govt	417	TRUENAT	28-May-20
79	Chanchal SDH	Malda	State Govt	559	TRUENAT	28-May-20
80	Biswa Bangla Krirangan COVID Hospital	Jalpaiguri	State Govt	1,54,314	TRUENAT	31-May-20
81	Woodlands	Kolkata	PVT	14,185	CBNAAT	11-Jun-20
82	Alipurduar DH	Alipurduar	State Govt	1,585	TRUENAT	16-Jun-20
83	Basirhat DH	North 24 Pargana	State Govt	511	TRUENAT	19-Jun-20
84	Anandaloke Sonoscan, Siliguri	Darjeeling	PVT	17,925	TRUENAT	27-Jun-20
85	Gangarampur SDH	Dakshin Dinajpur	State Govt	1,313	CBNAAT	16-Jul-20
86	Contai SDH	Purba Midnapur	State Govt	1,902	TRUENAT	20-Jul-20
87	ILS hospital	Kolkata	PVT	3,821	TRUENAT	25-Jul-20
88	Uttar Latabari DH	Alipurduar	State Govt	233	TRUENAT	04-Aug-20
89	Nandigram SSH/DH	Purba Midnapur	State Govt	826	TRUENAT	04-Aug-20
90	Panskura Hospital	Purba Midnapur	State Govt	436	TRUENAT	06-Aug-20
91	Chittaranjan Seva Sadan Hospital	Kolkata	State Govt	1,743	TRUENAT	10-Aug-20
92	Dr. PK Saha Hospital, Coochbihar	Cooch Bihar	PVT	7,008	TRUENAT	11-Aug-20
93	Salt Lake SDH	North 24 Pargana	State Govt	847	TRUENAT	13-Aug-20
94	Charnock Hospital	Kolkata	PVT	9,203	TRUENAT	14-Aug-20
95	Gabberia SGH	Howrah	State Govt	606	TRUENAT	15-Aug-20
96	Spandan Disgnostic Center	Paschim Midnapore	PVT	10,609	TRUENAT	16-Aug-20
97	Kakdwip SSH	South 24 Pargana	State Govt	277	TRUENAT	17-Aug-20
98	Mal SSH	Jalpaiguri	State Govt	198	TRUENAT	18-Aug-20
99	Howrah DH	Howrah	State Govt	185	TRUENAT	21-Aug-20
100	Spandan Hospital, Kolkata	North 24 Pargana	PVT	4,471	TRUENAT	01-Sep-20
101	Sagardighi SSH	Murshidabad	State Govt	590	TRUENAT	02-Sep-20
102	Domkal SSH	Murshidabad	State Govt	164	TRUENAT	06-Sep-20
103	Udaynarayanpur SGH Howrah	Howrah	State Govt	53	TRUENAT	07-Sep-20
104	GD Hospital & Diabetes Institute, Howrah	Kolkata	PVT	2,675	CBNAAT	08-Sep-20
105	Nightingale Diagnostic & Medicare Centre	Kolkata	PVT	12,017	TRUENAT	12-Sep-20
106	Bhagirathi Neotia Woman * Child Care Centre	North 24 Pargana	PVT	1,133	CBNAAT	16-Sep-20
107	Krishnanagar DTC	Nadia	State Govt	172	TRUENAT	29-Sep-20
108	Mission Hospital, Durgapur	Paschim Burdwan	PVT	19,439	TRUENAT	29-Sep-20
109	Medinova, Kolkata	Kolkata	PVT	5,551	TRUENAT	01-Oct-20
110	MSS Bansal Medical, Kolkata	Kolkata	PVT	15,108	TRUENAT	02-Oct-20
111	TLJ, SGH, Howrah	Howrah	PVT	341	TRUENAT	02-Oct-20
112	Narayan Memorial Hospital, Kolkata	Kolkata	PVT	1,119	TRUENAT	02-Oct-20
113	Kalimpong DH	Kalimpong	State Govt	458	TRUENAT	06-Oct-20
114	Mirik BPHC, Darjeeling	Darjeeling	State Govt	136	TRUENAT	09-Oct-20
115	Barjore SSH, Bankura	Bankura	State Govt	397	TRUENAT	11-Oct-20
116	Darjeeling DH	Darjeeling	State Govt	427	TRUENAT	11-Oct-20
117	Metropolis Kolkata	Kolkata	PVT	86,717	TRUENAT	14-Oct-20
118	Laboratory Services, Healthworld Hospitals, Durgapur	Paschim Burdwan	PVT	7,315	TRUENAT	04-Dec-20
119	Neotia Getwel Healthcare Centre, Siliguri	Darjeeling	PVT	2,452	CBNAAT	09-Jan-21
120	Arogya Niketan Nursing Home	Darjeeling	PVT	3,665	TRUENAT	16-Jan-21
121	Ruby General Hospital	Kolkata	PVT	2,861	CBNAAT	20-Jan-21
122	Cliniprfect Polyclinic and Diagnostics	North 24 Pargana	PVT	1,474	TRUENAT	23-Feb-21
123	10 Air Force Hospital, Hasimara	Alipurduar	Central Govt	997	TRUENAT	23-Apr-21
124	4 Air Force Hospital, Midnapore	Paschim Midnapore	Central Govt	1,414	TRUENAT	23-Apr-21
125	164 Military Hospital, Binnaguri	Jalpaiguri	Central Govt	1,639	TRUENAT	23-Apr-21
126	Central Hospital, SE Railway, Kolkata	Kolkata	Central Govt	1,096	CBNAAT	23-Apr-21
127	Zenith super speciality hospital	Kolkata	PVT	2,863	TRUENAT	23-Apr-21
128	Alipurduar Railway Hospital	Alipurduar	Central Govt	2,383	TRUENAT	23-Apr-21
129	Antigen Test done within the State		State Govt	67,67,642	-	-
130	Samples Tested in Labs Outside the State		PVT	5,16,259	RT-PCR	-
<b>TOTAL</b>				<b>1,54,28,549</b>	-	-

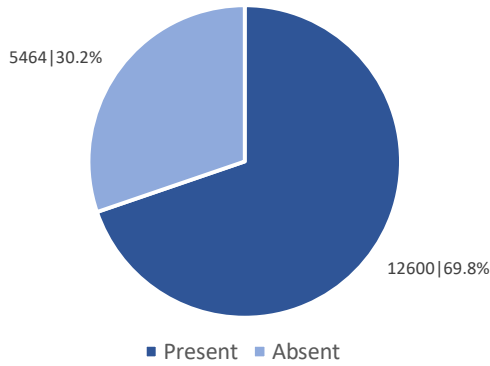
Note: Average tests per CBNAAT and TRUENAT machines are 32 per day and 16 per day respectively



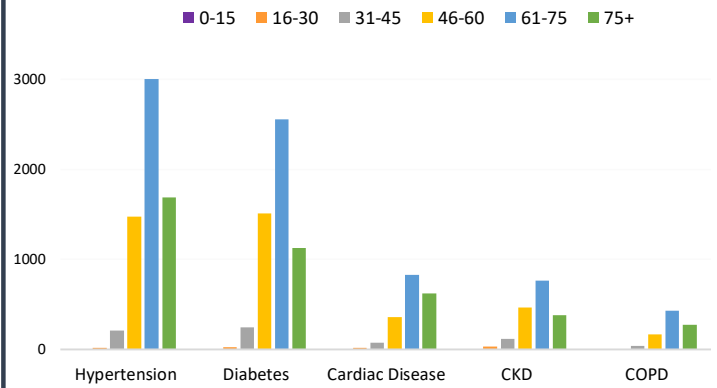
WEST BENGAL COVID-19 HEALTH BULLETIN – 24<sup>th</sup> JULY 2021

X

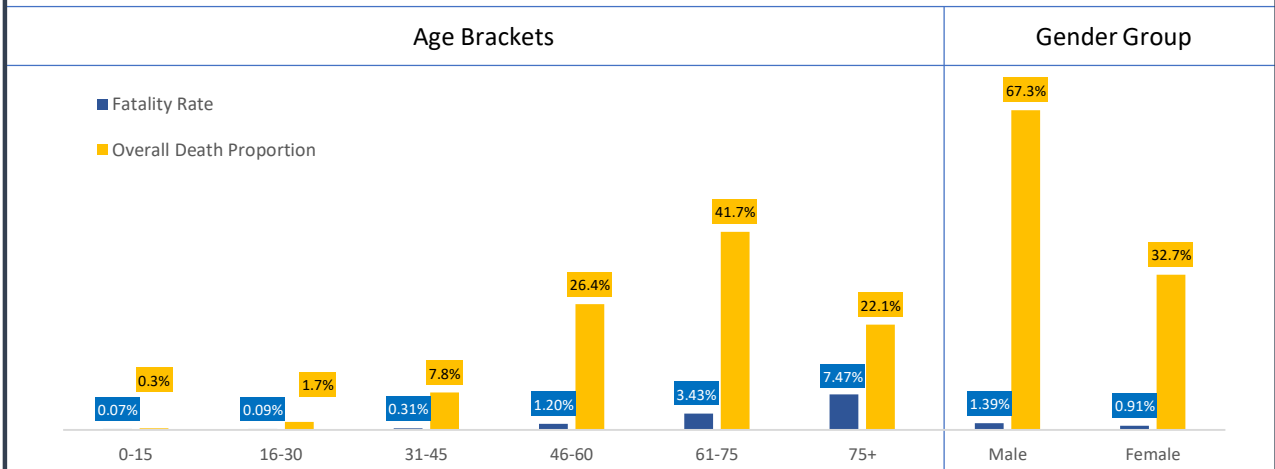
**Comorbidity Status in Deceased Cases (n=18,064)**



**Age Group Wise Comorbidities Among Deceased**

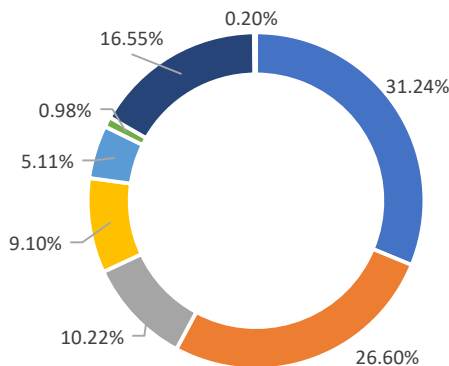


**Fatality Rate & Death Proportion in Respective Age Brackets & Gender Groups**

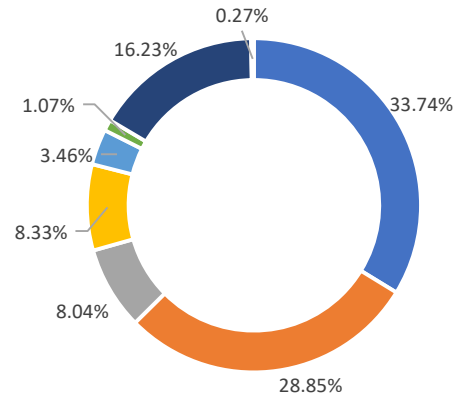


\*The blue data label shows the fatality rate in respective age/gender group i.e. no. of deaths as a proportion of total infections in respective age/gender group  
\*\*The orange data label shows the proportion of total deaths in respective age/gender group

**Share of Comorbidities in Male**



**Share of Comorbidities in Female**



■ Hypertension ■ Diabetes ■ Cardiac Disease ■ CKD ■ COPD ■ Malignancy ■ Other ■ on Dialysis

FATALITY ANALYSIS



# Department of Health & Family Welfare Govt. of West Bengal

## WEST BENGAL COVID-19 HEALTH BULLETIN – 24<sup>th</sup> JULY 2021

**XI**

**EQUIPMENT AND CONSUMABLE SUPPLY**

S. No	Consumable	Ordered by State Govt.	Received Yesterday	Total Received by State Govt.	Order Pending
1	PPEs	42.10 L	2,000	31.09 L	11.01 L
2	N95/FFP2 Masks	63.20 L	10,000	60.19 L	3.01 L
3	Regular Masks	128.84 L	20,000	126.70 L	2.14 L
4	Hand Sanitizers (In Ltrs.)	5.81 L	1,000	5.73 L	0.08 L
5	Gloves	125.00 L	20,000	117.40 L	7.60 L
6	Thermal Guns	20,000	NIL	20,000	NIL

S. No	Equipment	Number
1	Total Number of HFNO	470
2	Total Number of Oxygen Concentrators	5,644
3	Total Number of functional MGPS	110
4	Total Number of functional LMO Tanks	9
5	Total Number of functional PSA plants	8
6	Total Number of Ventilators in COVID Hospitals	1,298

**XII**

**DEDICATED COVID-19 HELPLINE (24 X 7)**

1. Dedicated COVID-19 Helpline : **1800 313 444 222**
2. Direct Telemedicine Line : **033 23576001**
3. Ambulance Service : **033 40902929**
4. COVID Telemedicine App "[Covid Telemedicine WB](#)" on Google Play Store
  - These services include allocation of beds in Govt. hospitals and Safe Homes
  - Telemedicine for citizens at large and those in home isolation
  - Ambulance service includes guidance and provision of Govt. ambulance
5. Tele-Psychological counselling services have started since August 1<sup>st</sup>, 2020.

General Queries			
1	A	Total Queries addressed in last 24 hours	3,001
	B	Total Queries addressed till 23 <sup>rd</sup> July	20,40,478
Telemedicine			
2	A	Total consultations given in last 24 hours	1,720
	B	Total consultations given till 23 <sup>rd</sup> July	8,12,471
Ambulance Services			
3	A	Ambulances assigned in last 24 hours	455
	B	Total calls received in last 24 hours	455
Tele-Psychological Counselling			
4	A	Counselling given in last 24 hours	682
	B	Counselling given till 23 <sup>rd</sup> July	4,00,802

### State Government Interventions :

- Status of availability of beds for Covid positive patients in government and private hospitals along with information on other related services are available at <https://CMS.wb.gov.in>
- Safe Homes : An initiative by the Government of West Bengal for care and treatment of asymptomatic/mild symptomatic COVID patients for whom home isolation is not possible /advisable
- As per State Government advisory Satellite Health Facilities are being developed by private hospitals in close vicinity of their hospitals as separate health facility for treatment of asymptomatic/mild symptomatic COVID patients. This intervention is expected to free beds in the hospitals for serious patients.

All the guidelines and orders relating to Covid-19 are posted on [www.wbhealth.gov.in](http://www.wbhealth.gov.in)

You can follow us on :

Facebook at: <https://www.facebook.com/wbdhfw/>

Twitter at: <https://twitter.com/wbdhfw>