



Department of Health & Family Welfare Govt. of West Bengal

WEST BENGAL COVID-19 HEALTH BULLETIN – 23rd JUNE 2021

Active COVID-19 Cases as on 23rd June: 22,378

S. No	Subject	Number
1	Total COVID-19 Cases till 22 nd June	14,85,438
2	New COVID-19 Cases on 23 rd June	1,925
3	Total COVID-19 Cases till 23rd June (1+2)	14,87,363
4	Total Discharged	14,47,510 (+2,017)
5	Total Deaths as on 23 rd June*	17,475 (+38)
6	Active COVID-19 Cases as on 23rd June	22,378 (-130)
7	Discharge Rate (4/3)	97.32%

Note: All figures updated till 9AM, 23rd June

#Daily increase/decrease with respect to previous day is shown as (+/-)

*Complete analysis can be referred from **Section XI**, (Page no. 6)

S. No	Subject	Number
1	Samples Tested till 22 nd June	1,37,83,866
2	Samples Tested on 23 rd June	55,589
3	Total Number of Samples Tested till 23rd June (1+2)	1,38,39,455
4	Positivity Rate as on 23rd June	3.46%
5	Tests per Million population	1,53,772
6	Total Testing Laboratories*	121
7	Testing Laboratories added this week	0
8	Testing Laboratories pending approval	1

*Detailed breakup of these laboratories is given on **Page 4 and Page 5**

S. No	Subject	Number
1	Total Number of Hospitals dedicated for treating COVID-19	235
2	Total Number of Govt. Hospitals dedicated for treating COVID-19	194
3	Total Number of Pvt. Hospitals requisitioned for treating COVID-19	41
4	Total Number of earmarked COVID-19 Beds	24,796
5	% Occupancy in COVID Beds	9.04%
6	Total ICU/HDU Beds in the COVID Hospitals	3,612
7	Total Number of Ventilators in the COVID Hospitals	1,298

Home Isolation		
1	Total number of people currently in Home Isolation	18,360
Safe Homes		
1	Total Number of Safe Homes	200
2	Total Number of Beds in Safe Homes	11,507
3	Total Number of Patients in Safe Homes currently	910

S. No	Subject	Number
1	Total Number of people vaccinated on 23 rd June	3,01,413
2	First Dose on 23 rd June	2,40,147
3	Second Dose on 23 rd June	61,266
4	Cumulative Vaccination till 23 rd June	1,95,51,131
5	Cumulative Vaccination First Dose	1,51,57,830
6	Cumulative Vaccination Second Dose	43,93,301



Department of Health & Family Welfare Govt. of West Bengal

WEST BENGAL COVID-19 HEALTH BULLETIN – 23rd JUNE 2021

VI

DISTRICT SNAPSHOT#

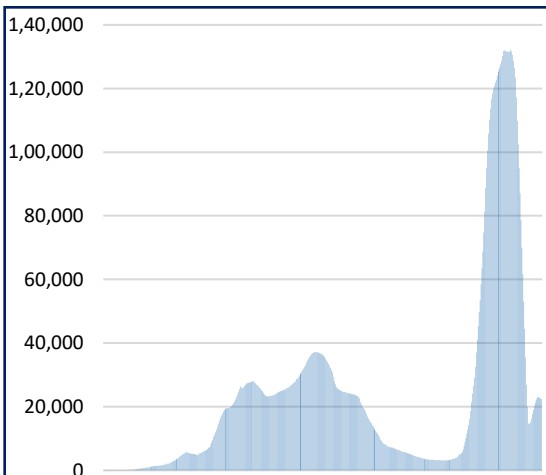
1	2	3	4	5	6 = 3-4-5	7
S. No	District	Total Cases	Total Discharged	Total Deaths	Total Active Cases	Last Reported Case
1	Alipurduar	14,008 ⁺²⁸	13,478 ⁺⁴¹	96	434 ⁻¹³	22-Jun-21
2	Coochbehar	25,273 ⁺⁸⁶	24,129 ⁺⁷³	89	1,055 ⁺¹³	22-Jun-21
3	Darjeeling	49,559 ⁺¹⁶⁹	47,379 ⁺¹⁴³	447 ⁺⁶	1,733 ⁺²⁰	22-Jun-21
4	Kalimpong	5,537 ⁺¹⁹	5,277 ⁺²¹	37	223 ⁻²	22-Jun-21
5	Jalpaiguri	37,462 ⁺¹³⁴	35,582 ⁺¹¹³	482 ⁺¹	1,398 ⁺²⁰	22-Jun-21
6	Uttar Dinajpur	18,879 ⁺²⁶	18,339 ⁺²⁹	226	314 ⁻³	22-Jun-21
7	Dakshin Dinajpur	16,465 ⁺²⁵	16,062 ⁺²¹	165	238 ⁺⁴	22-Jun-21
8	Malda	32,403 ⁺⁹	32,054 ⁺¹⁶	182	167 ⁻⁷	22-Jun-21
9	Murshidabad	33,297 ⁺¹⁸	32,822 ⁺¹⁴	317	158 ⁺⁴	22-Jun-21
10	Nadia	66,958 ⁺¹⁰⁵	65,117 ⁺⁹⁴	624 ⁺³	1,217 ⁺⁸	22-Jun-21
11	Birbhum	39,856 ⁺²⁵	39,352 ⁺²¹	278 ⁺¹	226 ⁺³	22-Jun-21
12	Purulia	18,981 ⁺¹⁴	18,790 ⁺⁶	112	79 ⁺⁸	22-Jun-21
13	Bankura	32,727 ⁺⁸⁵	31,711 ⁺⁶⁸	257 ⁺¹	759 ⁺¹⁶	22-Jun-21
14	Jhargram	9,870 ⁺⁴⁷	9,356 ⁺⁴⁵	24	490 ⁺²	22-Jun-21
15	Paschim Medinipur	47,465 ⁺¹³⁰	45,804 ⁺¹⁰²	458	1,203 ⁺²⁸	22-Jun-21
16	Purba Medinipur	57,587 ⁺¹⁴⁴	54,777 ⁺²¹¹	356 ⁺¹	2,454 ⁻⁶⁸	22-Jun-21
17	Purba Bardhaman	38,590 ⁺⁵³	37,811 ⁺⁴⁴	167 ⁺¹	612 ⁺⁸	22-Jun-21
18	Paschim Bardhaman	55,279 ⁺⁴⁸	54,444 ⁺²⁷	335	500 ⁺²¹	22-Jun-21
19	Howrah	92,373 ⁺¹²⁵	89,475 ⁺¹³³	1,456 ⁺³	1,442 ⁻¹¹	22-Jun-21
20	Hooghly	79,349 ⁺¹³⁵	77,104 ⁺¹²⁷	852 ⁺³	1,393 ⁺⁵	22-Jun-21
21	North 24 Parganas	3,14,671 ⁺²¹⁶	3,07,304 ⁺²⁹⁷	4,418 ⁺⁹	2,949 ⁻⁹⁰	22-Jun-21
22	South 24 Parganas	93,759 ⁺¹⁰⁶	91,063 ⁺¹³⁷	1,228 ⁺²	1,468 ⁻³³	22-Jun-21
23	Kolkata	3,06,949 ⁺¹⁷⁸	3,00,217 ⁺²³⁴	4,866 ⁺⁷	1,866 ⁻⁶³	22-Jun-21
24	Other State	66	63	3	0	6-Jun-20
TOTAL		14,87,363^{+1,925}	14,47,510^{+2,017}	17,475⁺³⁸	22,378⁻¹³⁰	

#District Wise data is subject to verification and may change

#Daily increase/decrease with respect to previous day is in superscript as +/- (Eg: +4)

VII

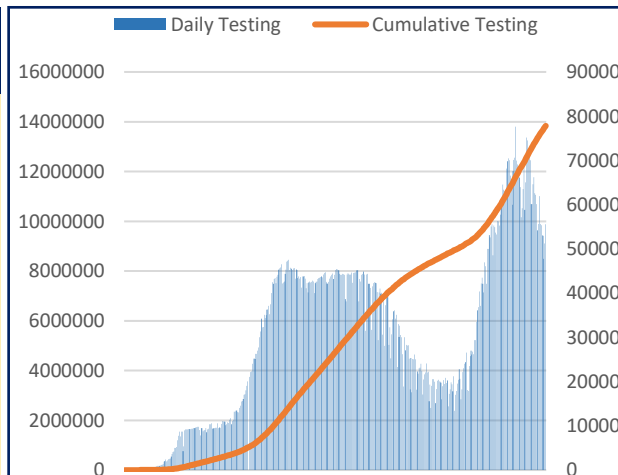
DAILY CUMULATIVE ACTIVE COVID-19 CASES



17th March 2020 to 23rd June 2021

VIII

SAMPLES TESTED (Daily and Cumulative)



17th March 2020 to 23rd June 2021



Department of Health & Family Welfare
Govt. of West Bengal

WEST BENGAL COVID-19 HEALTH BULLETIN – 23rd JUNE 2021

IX

UNIT WISE EQUIPMENT SUPPLY (CUMULATIVE)

S. No.	Unit Name	PPE	N95/FFP2	Regular Masks		Gloves	Sanitizer (In ltr.)
				Reusable Mask	Disposable Mask		
1	Alipurduar	17,800	26,250	13,400	1,00,900	89,475	5,092
2	Bankura	46,717	57,116	31,400	66,550	1,57,900	9,061
3	Birbhum	36,150	28,300	32,400	96,050	49,700	6,910
4	Bishnupur HD	15,350	38,449	55,602	32,468	1,66,536	4,000
5	Coochbehar	33,600	29,450	29,200	1,36,375	89,109	6,449
6	Dakshin Dinajpur	20,400	19,650	21,500	1,21,600	1,08,700	5,280
7	Darjeeling	90,411	95,347	22,900	3,44,239	2,54,975	3,656
8	Diamond Harbour HD	52,726	56,013	33,267	1,85,720	1,92,465	9,750
9	Hooghly	82,150	69,983	59,497	3,95,100	46,782	18,211
10	Howrah	1,25,265	91,432	66,580	4,10,165	27,842	11,339
11	Jalpaiguri	34,800	41,754	45,550	1,51,038	2,80,550	8,318
12	Jhargram	19,715	16,520	24,890	69,100	1,32,000	5,468
13	Kalimpong	21,150	23,245	19,800	1,31,992	1,62,649	4,884
14	Malda	26,100	23,200	26,000	87,100	97,700	7,151
15	Murshidabad	36,594	62,202	56,900	7,89,737	1,15,350	5,867
16	Nadia	72,470	55,389	37,100	1,49,050	1,84,300	11,481
17	North 24 Parganas	1,12,000	1,02,594	44,140	9,36,465	3,00,000	11,675
18	Basirhat HD	44,320	59,020	35,636	1,74,000	2,61,150	7,094
19	Paschim Bardhaman	37,850	35,100	17,780	1,21,000	1,21,900	2,257
20	Paschim Medinipur	42,226	61,566	49,858	2,68,357	1,72,335	7,885
21	Purba Bardhaman	65,800	60,100	27,100	1,36,550	1,58,800	11,064
22	Purba Medinipur	54,550	52,030	33,220	4,24,050	74,532	20,481
23	Nandigram HD	18,750	38,026	30,640	1,21,050	1,01,000	8,244
24	Purulia	50,450	36,245	52,700	1,48,550	1,21,700	7,421
25	Rampurhat HD	24,150	29,000	30,300	62,050	76,650	5,637
26	South 24 Parganas	57,450	41,498	88,488	3,32,050	1,41,395	7,084
27	Uttar Dinajpur	35,750	43,550	68,314	2,01,900	3,18,500	9,246
28	Bankura S MC&H	21,415	55,773	10,200	1,99,384	2,94,296	7,428
29	Coochbehar MC&H	13,800	14,900	14,600	58,700	2,71,000	3,442
30	NB MC&H	40,350	1,03,500	20,000	2,24,200	2,46,500	8,390
31	Diamond Harbour MC&H	14,089	32,255	10,100	1,47,750	1,83,050	5,503
32	Malda MC&H	18,800	86,900	13,100	1,88,500	2,58,500	7,708
33	Murshidabad MC&H	31,848	96,364	16,601	1,80,950	72,600	8,390
34	Bardhaman MC&H	23,900	35,377	17,500	1,21,281	3,32,000	6,329
35	Medinipur MC&H	56,400	89,015	38,595	63,350	2,12,595	5,345
36	Purulia MC&H	13,300	24,108	51,600	49,300	1,66,548	12,715
37	Rampurhat MC&H	21,400	40,232	17,600	40,000	88,500	10,048
38	Raiganj MC&H	14,100	13,059	13,100	56,500	87,000	2,246
39	JNM MC&H	93,600	1,47,600	24,000	1,87,000	2,90,500	4,000
40	Sagar Dutta MC&H	93,600	1,47,600	17,600	1,87,000	2,90,500	4,000
41	ID & BG Hospital	57,000	81,500	29,000	1,01,100	1,49,000	4,950
42	RG Kar MCH	40,850	76,822	15,800	3,01,050	80,728	8,664
43	NRS MCH	69,922	1,23,519	32,729	2,15,550	2,93,700	7,276
44	IPGMER & SSKMH	98,900	1,33,800	68,500	47,049	4,99,500	18,167
45	Medical College, Kolkata	1,87,142	1,92,649	22,577	53,528	43,500	10,732
46	CNMCH	52,350	55,500	23,150	1,33,500	2,69,700	3,672
47	Other Govt Dept/Institutions	6,13,937	8,96,504	4,22,532	13,16,040	17,29,678	1,14,209
48	Stock in hand-In Transit	2,66,865	20,65,034	5,14,313	15,65,270	15,69,820	85,569
TOTAL		31,18,262	58,05,040	24,47,359	1,16,30,208	1,14,33,210	5,59,789

*In addition to State supply, local procurement is also done.



Department of Health & Family Welfare Govt. of West Bengal

WEST BENGAL COVID-19 HEALTH BULLETIN – 23rd JUNE 2021

X

DETAILS OF TESTING LABS

S. No.	Name of Testing Lab	Samples Tested	Method of Testing	Functional WEF
1	NICED	2,81,537	RT-PCR	Since Beginning
2	SSKM	3,88,140	RT-PCR	17-Mar-20
3	Medinipur MCH	2,17,565	RT-PCR	24-Mar-20
4	North Bengal MCH	4,73,928	RT-PCR	29-Mar-20
5	School of Tropical Medicine	2,92,166	RT-PCR	01-Apr-20
6	Apollo Hospital	76,407	RT-PCR	06-Apr-20
7	Tata Medical Centre	26,641	RT-PCR	06-Apr-20
8	Malda MCH	3,38,465	RT-PCR	08-Apr-20
9	Dr. Lal Pathlab	4,34,546	RT-PCR	17-Apr-20
10	Command Hospital	44,700	RT-PCR	17-Apr-20
11	CNCI	33,362	RT-PCR	22-Apr-20
12	RG Kar MCH	3,32,191	RT-PCR	24-Apr-20
13	SURAKSHA	2,49,245	RT-PCR	24-Apr-20
14	Murshidabad MCH	2,62,532	RT-PCR	26-Apr-20
15	Peerless	89,625	RT-PCR	30-Apr-20
16	Burdwan MCH	2,55,971	RT-PCR	06-May-20
17	MCH Kolkata	1,38,826	RT-PCR	08-May-20
18	NRS MCH	1,79,801	RT-PCR	12-May-20
19	Sanaka Hospitals	1,39,058	RT-PCR	12-May-20
20	Medica Hospital	1,58,875	RT-PCR	15-May-20
21	Bankura MCH	2,37,491	RT-PCR	22-May-20
22	Suri DH	1,68,462	RT-PCR	22-May-20
23	Coochbehar GMCH	2,42,234	RT-PCR	06-Jun-20
24	COMJNM Kalyani	2,26,437	RT-PCR	10-Jun-20
25	Desun Hospital	10,510	RT-PCR	17-Jun-20
26	RN Tagore Hospital	56,597	RT-PCR	24-Jun-20
27	Raigunj MCH	1,12,976	RT-PCR	26-Jun-20
28	Jagannath Gupta Institute of Medical Sciences	8,454	RT-PCR	06-Jul-20
29	ESI-Postgraduate Institute of Medical Science and Research	17,368	RT-PCR	16-Jul-20
30	Remedy Lifecare, Kolkata	18,847	RT-PCR	21-Jul-20
31	AMRI Dhakuria	70,922	RT-PCR	19-May-20
32	Rampurhat MCH	1,34,448	RT-PCR	19-May-20
33	CNMCH	1,07,943	RT-PCR	20-May-20
34	DH GMCH	2,26,615	RT-PCR	20-May-20
35	COMSDH	84,568	RT-PCR	27-May-20
36	Purulia Govt. MCH	1,39,106	RT-PCR	03-Jun-20
37	SRL Lab	2,75,409	RT-PCR	18-Jun-20
38	Probe diagnostics	68,133	RT-PCR	14-Aug-20
39	Pulse Diagnostics	1,00,646	RT-PCR	12-Sep-20
40	RB Diagnostic Kolkata	1,19,681	RT-PCR	20-Sep-20
41	Purba Medinipur DH	61,523	RT-PCR	24-Sep-20
42	B.P. Poddar Hospital & Medical Research Ltd	3,763	RT-PCR	27-Oct-20
43	Swastik Clinic & Seva Sadan Pvt. Ltd., Birbhum	1,184	RT-PCR	27-Oct-20
44	Repromed Diagnostic Ltd	32,314	RT-PCR	24-Sep-20
45	Gouri Devi Institute of Medical Sciences and Hospital	6,073	RT-PCR	07-Nov-20
46	IQ City Medical College Durgapur	16,009	RT-PCR	04-Dec-20
47	Imambara DH, Hooghly	55,094	RT-PCR	15-Dec-20
48	Saroj Gupta Cancer Center & Research Institute	5,756	RT-PCR	23-Dec-20
49	Lasco Medicare Pvt. Ltd. Howrah	14,037	RT-PCR	05-Jan-21
50	Icare Institute of Medical Sciences and Research	5,021	RT-PCR	25-Jan-21
51	Sanjiban Hospital, Howrah	7,462	RT-PCR	23-Feb-21
52	GCC DNA Diagnostic Lab	3,099	RT-PCR	22-Apr-21
53	Quadra Medical Services	1,321	RT-PCR	01-May-21
54	Hindlabs, Kolkata	6,642	RT-PCR	15-May-21
55	Pathkind Lab, Kolkata	4,344	RT-PCR	25-May-21
56	KPC Medical College	280	RT-PCR	1-Jun-21
57	Krishna Medica Lab, Kolkata	2,539	RT-PCR	2-Jun-21
58	Institute of Neurosciences , Kolkata	223	RT-PCR	4-Jun-21
59	Life Cell International, Kolkata	1,168	RT-PCR	4-Jun-21
60	The Apollo Clinic - Pvt.Ltd.	428	RT-PCR	8-Jun-21
61	B M Birla Hospital	190	RT-LAMP	7-Jun-21
62	AMRI Salt Lake	22,154	CBNAAT	01-May-20

Note: Average tests per CBNAAT and TRUENAT machines are 32 per day and 16 per day respectively



Department of Health & Family Welfare Govt. of West Bengal

WEST BENGAL COVID-19 HEALTH BULLETIN – 23rd JUNE 2021

X

DETAILS OF TESTING LABS

S. No.	Name of Testing Lab	Samples Tested	Method of Testing	Functional WEF
63	CMRI	21,789	CBNAAT	13-May-20
64	Asansol DH	19,685	TRUENAT	19-May-20
65	Jhargram DH	2,675	TRUENAT	19-May-20
66	Falakata SSH	3,872	TRUENAT	20-May-20
67	Balurghat DH	3,627	TRUENAT	22-May-20
68	Serampore DH	1,213	TRUENAT	25-May-20
69	Uluberia SSH	1,950	TRUENAT	27-May-20
70	Jangipur SDH	1,685	TRUENAT	27-May-20
71	Egra SDH	822	TRUENAT	27-May-20
72	MR Bangur Hospital	416	TRUENAT	28-May-20
73	Chanchal SDH	559	TRUENAT	28-May-20
74	Biswa Bangla Krirangan COVID Hospital	1,33,123	TRUENAT	31-May-20
75	Woodlands	12,726	CBNAAT	11-Jun-20
76	Alipurduar DH	1,544	TRUENAT	16-Jun-20
77	Basirhat DH	511	TRUENAT	19-Jun-20
78	Anandaloke Sonoscan, Siliguri	15,145	TRUENAT	27-Jun-20
79	Gangarampur SDH	1,313	CBNAAT	16-Jul-20
80	Contai SDH	1,902	TRUENAT	20-Jul-20
81	ILS hospital	3,168	TRUENAT	25-Jul-20
82	Uttar Latabari DH	193	TRUENAT	04-Aug-20
83	Nandigram SSH/DH	826	TRUENAT	04-Aug-20
84	Panskura Hospital	436	TRUENAT	06-Aug-20
85	Chittaranjan Seva Sadan Hospital	1,737	TRUENAT	10-Aug-20
86	Dr. PK Saha Hospital, Coochbihar	6,311	TRUENAT	11-Aug-20
87	Salt Lake SDH	847	TRUENAT	13-Aug-20
88	Charnock Hospital	8,270	TRUENAT	14-Aug-20
89	Gabberia SGH	482	TRUENAT	15-Aug-20
90	Spandan Disgnostic Center	13,493	TRUENAT	16-Aug-20
91	Kakdwip SSH	277	TRUENAT	17-Aug-20
92	Mal SSH	198	TRUENAT	18-Aug-20
93	Howrah DH	185	TRUENAT	21-Aug-20
94	Sagardighi SSH	580	TRUENAT	02-Sep-20
95	Domkal SSH	164	TRUENAT	06-Sep-20
96	Udaynarayanpur SGH Howrah	53	TRUENAT	07-Sep-20
97	GD Hospital & Diabetes Institute, Howrah	2,459	CBNAAT	08-Sep-20
98	Nightingale Diagnostic & Medicare Centre	9,458	TRUENAT	12-Sep-20
99	Bhagirathi Neotia Woman * Child Care Centre	1,007	CBNAAT	16-Sep-20
100	Krishnanagar DTC	172	TRUENAT	29-Sep-20
101	Mission Hospital, Durgapur	17,328	TRUENAT	29-Sep-20
102	Medinova, Kolkata	4,959	TRUENAT	01-Oct-20
103	MSS Bansal Medical, Kolkata	13,898	TRUENAT	02-Oct-20
104	TLJ, SGH, Howrah	337	TRUENAT	02-Oct-20
105	Narayan Memorial Hospital, Kolkata	855	TRUENAT	02-Oct-20
106	Kalimpong DH	418	TRUENAT	06-Oct-20
107	Mirik BPHC, Darjeeling	136	TRUENAT	09-Oct-20
108	Barjore SSH, Bankura	393	TRUENAT	11-Oct-20
109	Darjeeling DH	384	TRUENAT	11-Oct-20
110	Metropolis Kolkata	74,756	TRUENAT	14-Oct-20
111	Laboratory Services, Healthworld Hospitals, Durgapur	6,260	TRUENAT	04-Dec-20
112	Neotia Getwel Healthcare Centre, Siliguri	1,759	CBNAAT	09-Jan-21
113	Arogya Niketan Nursing Home	2,732	TRUENAT	16-Jan-21
114	Ruby General Hospital	2,275	CBNAAT	20-Jan-21
115	Cliniperfect Polyclinic and Diagnostics	1,239	TRUENAT	23-Feb-21
116	10 Air Force Hospital, Hasimara	904	TRUENAT	23-Apr-21
117	4 Air Force Hospital, Midnapore	1,194	TRUENAT	23-Apr-21
118	164 Military Hospital, Binnaguri	1,383	TRUENAT	23-Apr-21
119	Central Hospital, SE Railway, Kolkata	827	CBNAAT	23-Apr-21
120	Zenith super speciality hospital	1,825	TRUENAT	23-Apr-21
121	Alipurduar Railway Hospital	2,375	TRUENAT	23-Apr-21
122	Antigen Test done within the State	58,86,238	-	-
123	Samples Tested in Labs Outside the State	4,51,055	RT-PCR	-
	TOTAL	1,38,39,455		

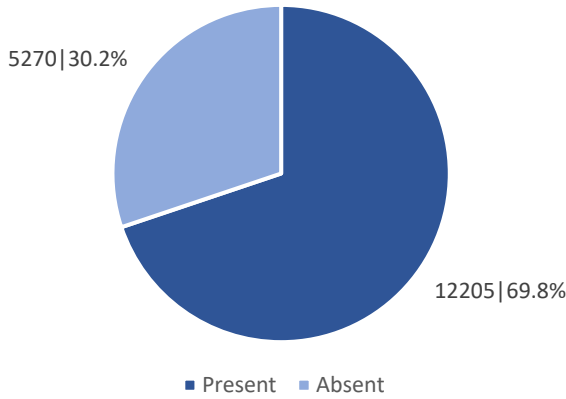
Note: Average tests per CBNAAT and TRUENAT machines are 32 per day and 16 per day respectively



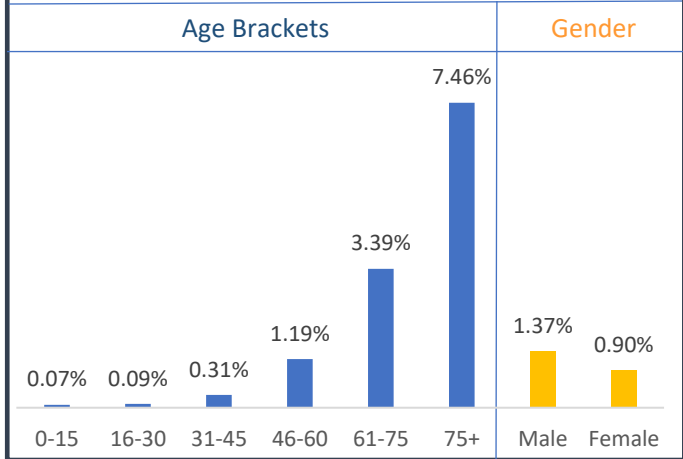
WEST BENGAL COVID-19 HEALTH BULLETIN – 23rd JUNE 2021

XI

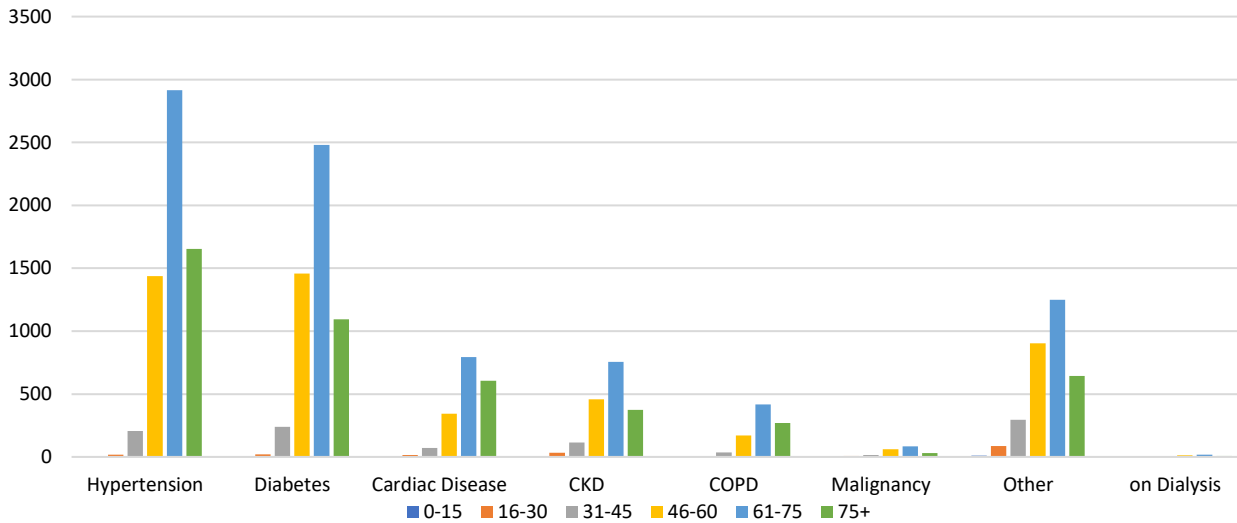
Comorbidity Status in Deceased Cases (n=17,475)



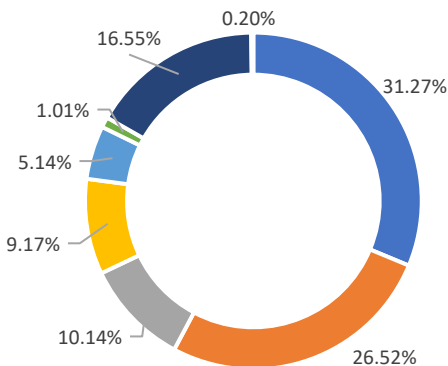
Fatality Rate in Respective Age Brackets & Gender Group



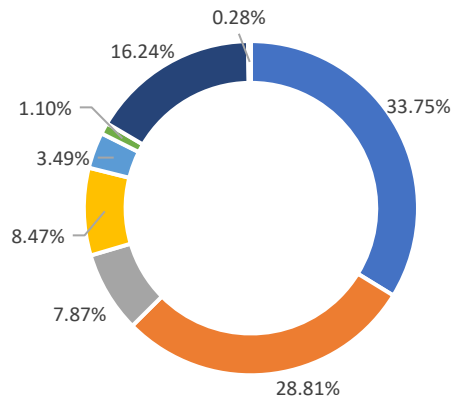
Age Group Wise Comorbidities Among Deceased



Share of Comorbidities in Male



Share of Comorbidities in Female



FATALITY ANALYSIS



Department of Health & Family Welfare Govt. of West Bengal

WEST BENGAL COVID-19 HEALTH BULLETIN – 23rd JUNE 2021

XII

EQUIPMENT SUPPLY

S. No	Equipment	Ordered by State Govt.	Received Yesterday	Total Received by State Govt.	Order Pending
1	PPEs	42.10 L	2,000	30.47 L	11.63 L
2	N95/FFP2 Masks	57.20 L	10,000	57.09 L	0.11 L
3	Regular Masks	123.84 L	20,000	120.50 L	3.34 L
4	Hand Sanitizers (In Ltrs.)	5.71 L	1,000	5.42 L	0.29 L
5	Gloves	125.00 L	20,000	111.20 L	13.80 L
6	Thermal Guns	20,000	NIL	20,000	NIL

XIII

DEDICATED COVID-19 HELPLINE (24 X 7)

1. Dedicated COVID-19 Helpline : **1800 313 444 222**
2. Direct Telemedicine Line : **033 23576001**
3. Ambulance Service : **033 40902929**
4. COVID Telemedicine App "[Covid Telemedicine WB](#)" on Google Play Store
 - These services include allocation of beds in Govt. hospitals and Safe Homes
 - Telemedicine for citizens at large and those in home isolation
 - Ambulance service includes guidance and provision of Govt. ambulance
5. Tele-Psychological counselling services have started since August 1st, 2020.

General Queries			
1	A	Total Queries addressed in last 24 hours	4,071
	B	Total Queries addressed till 22 nd June	19,19,388
Telemedicine			
2	A	Total consultations given in last 24 hours	2,199
	B	Total consultations given till 22 nd June	7,46,690
Ambulance Services			
3	A	Ambulances assigned in last 24 hours	699
	B	Total calls received in last 24 hours	699
Tele-Psychological Counselling			
4	A	Counselling given in last 24 hours	831
	B	Counselling given till 22 nd June	3,75,594

State Government Interventions :

- Status of availability of beds for Covid positive patients in government and private hospitals along with information on other related services are available at <https://ICMS.wb.gov.in>
- Safe Homes : An initiative by the Government of West Bengal for care and treatment of asymptomatic/mild symptomatic COVID patients for whom home isolation is not possible /advisable
- As per State Government advisory Satellite Health Facilities are being developed by private hospitals in close vicinity of their hospitals as separate health facility for treatment of asymptomatic/mild symptomatic COVID patients. This intervention is expected to free beds in the hospitals for serious patients.

All the guidelines and orders relating to Covid-19 are posted on www.wbhealth.gov.in

You can follow us on :

Facebook at: <https://www.facebook.com/wbdhfw/>

Twitter at: <https://twitter.com/wbdhfw>