



# Department of Health & Family Welfare Govt. of West Bengal

## WEST BENGAL COVID-19 HEALTH BULLETIN – 23<sup>rd</sup> OCT 2021

### I COVID 19 STATUS

| S. No | Subject  | Number              |
|-------|--|---------------------|
| 1     | New COVID-19 Cases on 23 <sup>rd</sup> Oct             | 974                 |
| 2     | <b>Total COVID-19 Cases till 23<sup>rd</sup> Oct</b>   | <b>15,85,466</b>    |
| 3     | Total Discharged                                       | 15,58,690 (+808)    |
| 4     | Total Deaths as on 23 <sup>rd</sup> Oct*               | 19,045 (+12)        |
| 5     | <b>Active COVID-19 Cases as on 23<sup>rd</sup> Oct</b> | <b>7,731 (+154)</b> |
| 6     | Discharge Rate (3/2)                                   | 98.31%              |
| 7     | Fatality Rate (4/2)                                    | 1.20%               |

Note: All figures updated till 9AM, 23<sup>rd</sup> Oct

#Daily increase/decrease with respect to previous day is shown as (+/-)

\*Complete analysis can be referred from Section X, (Page no. 5)

### II TESTING SNAPSHOT

| S. No | Subject  | Number             |
|-------|--|--------------------|
| 1     | Samples Tested on 23 <sup>rd</sup> Oct                         | 43,159             |
| 2     | <b>Total Number of Samples Tested till 23<sup>rd</sup> Oct</b> | <b>1,88,85,567</b> |
| 3     | <b>Positivity Rate as on 23<sup>rd</sup> Oct</b>               | <b>2.26%</b>       |
| 4     | Tests per Million population                                   | 2,09,840           |
| 5     | Total Testing Laboratories*                                    | 150                |
| 6     | RT-PCR/Antigen Test Ratio                                      | 47:53              |

\*Detailed breakup of these laboratories is given on Page 3 and Page 4

### III TREATMENT INFRASTRUCTURE SNAPSHOT

| S. No | Subject  | Number |
|-------|--|--------|
| 1     | Total Number of Hospitals dedicated for treating COVID-19          | 203    |
| 2     | Total Number of Govt. Hospitals dedicated for treating COVID-19    | 196    |
| 3     | Total Number of Pvt. Hospitals requisitioned for treating COVID-19 | 7      |
| 4     | Total Number of earmarked COVID-19 Beds                            | 23,947 |
| 5     | % Occupancy in COVID Beds  | 2.79%  |
| 6     | Total ICU/HDU Beds in the COVID Hospitals                          | 2,861  |
| 7     | Total Number of Safe Homes   | 200    |
| 8     | Total Number of Beds in Safe Homes                                 | 11,507 |

### IV ACTIVE CASES SNAPSHOT

| S. No | Subject  | Number |
|-------|--|--------|
| 1     | Total number of people currently in Home Isolation | 6,464  |
| 2     | Total Number of Patients in Hospitals              | 1,057  |
| 3     | Total Number of Patients in Safe Homes             | 210    |

### V VACCINATION STATUS

| S. No | Subject   | Number      |
|-------|---|-------------|
| 1     | Total Number of people vaccinated on 23 <sup>rd</sup> Oct | 5,32,550    |
| 2     | First Dose on 23 <sup>rd</sup> Oct                        | 3,99,737    |
| 3     | Second Dose on 23 <sup>rd</sup> Oct                       | 1,32,813    |
| 4     | Cumulative Vaccination till 23 <sup>rd</sup> Oct          | 7,05,62,259 |
| 5     | Cumulative Vaccination First Dose                         | 5,12,44,425 |
| 6     | Cumulative Vaccination Second Dose                        | 1,93,17,834 |
| 7     | Number of CVC (Common Vaccination Centres)                | 4,783       |
| 8     | Cumulative AEFI cases reported                            | 4,830       |
| 9     | Vaccine wastage   | -7%         |



# Department of Health & Family Welfare Govt. of West Bengal

## WEST BENGAL COVID-19 HEALTH BULLETIN – 23<sup>rd</sup> OCT 2021

VI

DISTRICT COVID-19 STATUS#

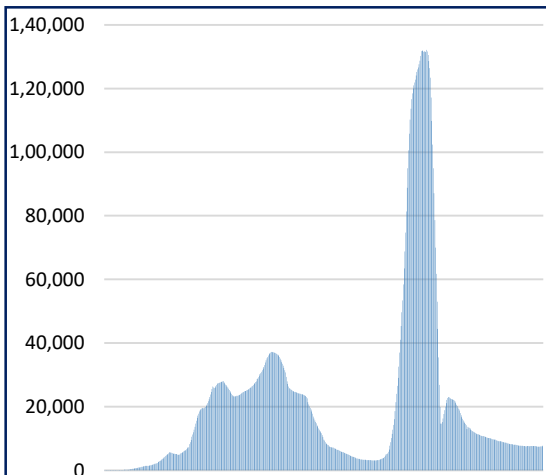
| 1            | 2                 | 3                               | 4                               | 5                           | 6 = 3-4-5                   | 7                  |
|--------------|-------------------|---------------------------------|---------------------------------|-----------------------------|-----------------------------|--------------------|
| S. No        | District          | Total Cases                     | Total Discharged                | Total Deaths                | Total Active Cases          | Last Reported Case |
| 1            | Alipurduar        | 15,553 <sup>+4</sup>            | 15,401 <sup>+5</sup>            | 102                         | 50 <sup>-1</sup>            | 22-Oct-21          |
| 2            | Coochbehar        | 29,184 <sup>+10</sup>           | 28,953 <sup>+15</sup>           | 97                          | 134 <sup>-5</sup>           | 22-Oct-21          |
| 3            | Darjeeling        | 56,918 <sup>+27</sup>           | 56,080 <sup>+32</sup>           | 537                         | 301 <sup>-5</sup>           | 22-Oct-21          |
| 4            | Kalimpong         | 7,016 <sup>+4</sup>             | 6,917 <sup>+5</sup>             | 54                          | 45 <sup>-1</sup>            | 22-Oct-21          |
| 5            | Jalpaiguri        | 41,856 <sup>+21</sup>           | 41,117 <sup>+18</sup>           | 566                         | 173 <sup>+3</sup>           | 22-Oct-21          |
| 6            | Uttar Dinajpur    | 19,811 <sup>+11</sup>           | 19,506 <sup>+7</sup>            | 236                         | 69 <sup>+4</sup>            | 22-Oct-21          |
| 7            | Dakshin Dinajpur  | 17,755 <sup>+14</sup>           | 17,450 <sup>+14</sup>           | 169                         | 136                         | 22-Oct-21          |
| 8            | Malda             | 33,326 <sup>+5</sup>            | 33,062 <sup>+9</sup>            | 186                         | 78 <sup>-4</sup>            | 22-Oct-21          |
| 9            | Murshidabad       | 33,938 <sup>+6</sup>            | 33,559 <sup>+5</sup>            | 327                         | 52 <sup>+1</sup>            | 22-Oct-21          |
| 10           | Nadia             | 72,977 <sup>+56</sup>           | 71,680 <sup>+47</sup>           | 850 <sup>+2</sup>           | 447 <sup>+7</sup>           | 22-Oct-21          |
| 11           | Birbhum           | 41,006 <sup>+16</sup>           | 40,614 <sup>+11</sup>           | 286                         | 106 <sup>+5</sup>           | 22-Oct-21          |
| 12           | Purulia           | 19,396 <sup>+2</sup>            | 19,260 <sup>+2</sup>            | 113                         | 23                          | 22-Oct-21          |
| 13           | Bankura           | 36,125 <sup>+24</sup>           | 35,688 <sup>+16</sup>           | 273                         | 164 <sup>+8</sup>           | 22-Oct-21          |
| 14           | Jhargram          | 12,104 <sup>+6</sup>            | 12,018 <sup>+6</sup>            | 27                          | 59                          | 22-Oct-21          |
| 15           | Paschim Medinipur | 53,366 <sup>+32</sup>           | 52,593 <sup>+28</sup>           | 506                         | 267 <sup>+4</sup>           | 22-Oct-21          |
| 16           | Purba Medinipur   | 62,995 <sup>+20</sup>           | 62,409 <sup>+20</sup>           | 396                         | 190                         | 22-Oct-21          |
| 17           | Purba Bardhaman   | 41,828 <sup>+31</sup>           | 41,386 <sup>+25</sup>           | 196                         | 246 <sup>+6</sup>           | 22-Oct-21          |
| 18           | Paschim Bardhaman | 57,540 <sup>+31</sup>           | 57,017 <sup>+16</sup>           | 355                         | 168 <sup>+15</sup>          | 22-Oct-21          |
| 19           | Howrah            | 98,156 <sup>+76</sup>           | 96,029 <sup>+63</sup>           | 1,522                       | 605 <sup>+13</sup>          | 22-Oct-21          |
| 20           | Hooghly           | 85,739 <sup>+84</sup>           | 84,081 <sup>+70</sup>           | 986 <sup>+1</sup>           | 672 <sup>+13</sup>          | 22-Oct-21          |
| 21           | North 24 Parganas | 3,28,045 <sup>+147</sup>        | 3,22,003 <sup>+134</sup>        | 4,804 <sup>+4</sup>         | 1,238 <sup>+9</sup>         | 22-Oct-21          |
| 22           | South 24 Parganas | 1,00,341 <sup>+79</sup>         | 98,416 <sup>+61</sup>           | 1,329 <sup>+1</sup>         | 596 <sup>+17</sup>          | 22-Oct-21          |
| 23           | Kolkata           | 3,20,425 <sup>+268</sup>        | 3,13,388 <sup>+199</sup>        | 5,125 <sup>+4</sup>         | 1,912 <sup>+65</sup>        | 22-Oct-21          |
| 24           | Other State       | 66                              | 63                              | 3                           | 0                           | 6-Jun-20           |
| <b>TOTAL</b> |                   | <b>15,85,466<sup>+974</sup></b> | <b>15,58,690<sup>+808</sup></b> | <b>19,045<sup>+12</sup></b> | <b>7,731<sup>+154</sup></b> |                    |

#District Wise data is subject to verification and may change

#Daily increase/decrease with respect to previous day is in superscript as +/- (Eg: <sup>+4</sup>)

VII

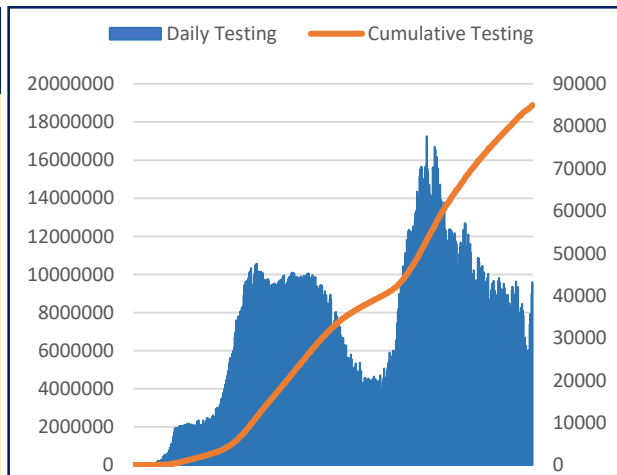
DAILY CUMULATIVE ACTIVE COVID-19 CASES



17th March 2020 to 23<sup>rd</sup> Oct 2021

VIII

SAMPLES TESTED (Daily and Cumulative)



17th March 2020 to 23<sup>rd</sup> Oct 2021



# Department of Health & Family Welfare Govt. of West Bengal

## WEST BENGAL COVID-19 HEALTH BULLETIN – 23<sup>rd</sup> OCT 2021

IX

DETAILS OF TESTING LABS

| S. No. | Name of Testing Lab                              | District          | Authority    | Samples Tested | Testing Method | Functional WEF  |
|--------|--|-------------------|--------------|----------------|----------------|-----------------|
| 1      | NICED  | Kolkata           | Central Govt | 3,31,765       | RT-PCR         | Since Beginning |
| 2      | SSKM   | Kolkata           | State Govt   | 4,98,573       | RT-PCR         | 17-Mar-20       |
| 3      | Medinipur MCH                                    | Paschim Midnapore | State Govt   | 2,49,760       | RT-PCR         | 24-Mar-20       |
| 4      | North Bengal MCH                                 | Darjeeling        | State Govt   | 5,76,300       | RT-PCR         | 29-Mar-20       |
| 5      | School of Tropical Medicine                      | Kolkata           | State Govt   | 3,42,053       | RT-PCR         | 01-Apr-20       |
| 6      | Apollo Hospital                                  | North 24 Pargana  | PVT          | 1,02,196       | RT-PCR         | 06-Apr-20       |
| 7      | Tata Medical Centre                              | North 24 Pargana  | PVT          | 32,729         | RT-PCR         | 06-Apr-20       |
| 8      | Malda MCH  | Malda             | State Govt   | 4,31,123       | RT-PCR         | 08-Apr-20       |
| 9      | Dr. Lal Pathlab                                  | North 24 Pargana  | PVT          | 4,88,988       | RT-PCR         | 17-Apr-20       |
| 10     | Command Hospital                                 | Kolkata           | Central Govt | 56,925         | RT-PCR         | 17-Apr-20       |
| 11     | CNCI   | Kolkata           | Central Govt | 42,347         | RT-PCR         | 22-Apr-20       |
| 12     | RG Kar MCH                                       | Kolkata           | State Govt   | 3,72,642       | RT-PCR         | 24-Apr-20       |
| 13     | SURAKSHA   | North 24 Pargana  | PVT          | 2,96,670       | RT-PCR         | 24-Apr-20       |
| 14     | Murshidabad MCH                                  | Murshidabad       | State Govt   | 3,44,130       | RT-PCR         | 26-Apr-20       |
| 15     | Peerless   | Kolkata           | PVT          | 1,08,578       | RT-PCR         | 30-Apr-20       |
| 16     | Burdwan MCH                                      | Burdwan           | State Govt   | 3,30,110       | RT-PCR         | 06-May-20       |
| 17     | MCH Kolkata                                      | Kolkata           | State Govt   | 1,70,473       | RT-PCR         | 08-May-20       |
| 18     | NRS MCH  | Kolkata           | State Govt   | 2,03,526       | RT-PCR         | 12-May-20       |
| 19     | Sanaka Hospitals                                 | Paschim Burdwan   | PVT          | 1,44,879       | RT-PCR         | 12-May-20       |
| 20     | Medica Hospital                                  | Kolkata           | PVT          | 1,85,019       | RT-PCR         | 15-May-20       |
| 21     | Bankura MCH                                      | Bankura           | State Govt   | 3,16,727       | RT-PCR         | 22-May-20       |
| 22     | Suri DH  | Birbhum           | State Govt   | 2,15,123       | RT-PCR         | 22-May-20       |
| 23     | Coochbehar GMCH                                  | Cooch Bihar       | State Govt   | 3,12,119       | RT-PCR         | 06-Jun-20       |
| 24     | COMJNM Kalyani                                   | Nadia             | State Govt   | 2,68,874       | RT-PCR         | 10-Jun-20       |
| 25     | Desun Hospital                                   | Kolkata           | PVT          | 14,310         | RT-PCR         | 17-Jun-20       |
| 26     | RN Tagore Hospital                               | Kolkata           | PVT          | 79,798         | RT-PCR         | 24-Jun-20       |
| 27     | Raigunj MCH                                      | Uttar Dinajpur    | State Govt   | 1,53,974       | RT-PCR         | 26-Jun-20       |
| 28     | Jagannath Gupta Institute of Medical Sciences    | South 24 Pargana  | PVT          | 10,024         | RT-PCR         | 06-Jul-20       |
| 29     | ESI-PGIMSR                                       | Kolkata           | PVT          | 25,855         | RT-PCR         | 16-Jul-20       |
| 30     | Remedy Lifecare, Kolkata                         | Kolkata           | PVT          | 23,895         | RT-PCR         | 21-Jul-20       |
| 31     | AMRI Dhakuria                                    | Kolkata           | PVT          | 85,264         | RT-PCR         | 19-May-20       |
| 32     | Rampurhat MCH                                    | Birbhum           | State Govt   | 1,76,168       | RT-PCR         | 19-May-20       |
| 33     | CNMCH  | Kolkata           | State Govt   | 1,31,110       | RT-PCR         | 20-May-20       |
| 34     | DH GMCH  | South 24 Pargana  | State Govt   | 3,20,292       | RT-PCR         | 20-May-20       |
| 35     | COMSDH   | North 24 Pargana  | State Govt   | 1,03,647       | RT-PCR         | 27-May-20       |
| 36     | Purulia Govt. MCH                                | Purulia           | State Govt   | 1,89,385       | RT-PCR         | 03-Jun-20       |
| 37     | SRL Lab  | Kolkata           | PVT          | 3,53,286       | RT-PCR         | 18-Jun-20       |
| 38     | Probe diagnostics                                | Kolkata           | PVT          | 83,403         | RT-PCR         | 14-Aug-20       |
| 39     | Pulse Diagnostics                                | Kolkata           | PVT          | 1,34,838       | RT-PCR         | 12-Sep-20       |
| 40     | RB Diagnostic Kolkata                            | Kolkata           | PVT          | 1,65,254       | RT-PCR         | 20-Sep-20       |
| 41     | Purba Medinipur DH                               | Purba Midnapur    | State Govt   | 1,11,022       | RT-PCR         | 24-Sep-20       |
| 42     | B.P. Poddar Hospital & Medical Research Ltd      | Kolkata           | PVT          | 5,939          | RT-PCR         | 27-Oct-20       |
| 43     | Swastik Clinic & Seva Sadan Pvt. Ltd., Birbhum   | Birbhum           | PVT          | 1,579          | RT-PCR         | 27-Oct-20       |
| 44     | Repromed Diagnostic Ltd                          | Kolkata           | PVT          | 42,021         | RT-PCR         | 24-Sep-20       |
| 45     | Gouri Devi Institute of Medical Sciences         | Purba Burdwan     | PVT          | 8,143          | RT-PCR         | 07-Nov-20       |
| 46     | IQ City Medical College Durgapur                 | Paschim Burdwan   | PVT          | 22,130         | RT-PCR         | 04-Dec-20       |
| 47     | Imambara DH, Hooghly                             | Hooghly           | State Govt   | 1,31,900       | RT-PCR         | 15-Dec-20       |
| 48     | Saroj Gupta Cancer Center & Research Institute   | Kolkata           | PVT          | 8,375          | RT-PCR         | 23-Dec-20       |
| 49     | Lasco Medicare Pvt. Ltd. Howrah                  | Howrah            | PVT          | 22,674         | RT-PCR         | 05-Jan-21       |
| 50     | Icare Institute of Medical Sciences and Research | Purba Midnapur    | PVT          | 10,801         | RT-PCR         | 25-Jan-21       |
| 51     | Sanjiban Hospital, Howrah                        | Howrah            | PVT          | 13,308         | RT-PCR         | 23-Feb-21       |
| 52     | GCC DNA Diagnostic Lab                           | South 24 Pargana  | PVT          | 5,344          | RT-PCR         | 22-Apr-21       |
| 53     | Quadra Medical Services                          | Kolkata           | PVT          | 2,626          | RT-PCR         | 01-May-21       |
| 54     | Hindlabs, Kolkata                                | North 24 Pargana  | PVT          | 59,657         | RT-PCR         | 15-May-21       |
| 55     | Pathkind Lab, Kolkata                            | Kolkata           | PVT          | 20,901         | RT-PCR         | 25-May-21       |
| 56     | KPC Medical College                              | Kolkata           | PVT          | 2,480          | RT-PCR         | 1-Jun-21        |
| 57     | Krishna Medica Lab, Kolkata                      | Kolkata           | PVT          | 20,850         | RT-PCR         | 2-Jun-21        |
| 58     | Institute of Neurosciences, Kolkata              | Kolkata           | PVT          | 2,072          | RT-PCR         | 4-Jun-21        |
| 59     | Life Cell International, Kolkata                 | North 24 Pargana  | PVT          | 23,911         | RT-PCR         | 4-Jun-21        |
| 60     | The Apollo Clinic - Pvt.Ltd.                     | Kolkata           | PVT          | 7,118          | RT-PCR         | 8-Jun-21        |
| 61     | Genu Path Labs                                   | North 24 Pargana  | PVT          | 2,494          | RT-PCR         | 27-Jun-21       |
| 62     | Dr. ABG's Pathoscan Center                       | Purba Burdwan     | PVT          | 3,317          | RT-PCR         | 30-Jun-21       |
| 63     | Aloka Medicare Pvt Ltd                           | Kolkata           | PVT          | 4,061          | RT-PCR         | 8-July-21       |
| 64     | Burnpur Hospital (SAIL-IISCO)                    | Paschim Burdwan   | PVT          | 4,401          | RT-PCR         | 8-July-21       |
| 65     | Nirnayan Healthcare Pvt Ltd                      | North 24 Pargana  | PVT          | 12,280         | RT-PCR         | 18-July-21      |
| 66     | Welkin Medicare Pvt Ltd                          | Kolkata           | PVT          | 2,881          | RT-PCR         | 30-July-21      |
| 67     | Organ Diagnostic Centre                          | Kolkata           | PVT          | 6,195          | RT-PCR         | 31-July-21      |
| 68     | Specialist Clinic & Diagnostic                   | North 24 Pargana  | PVT          | 3,332          | RT-PCR         | 03-Aug-21       |
| 69     | Mediann Diagnostic Ltd                           | Howrah            | PVT          | 5,327          | RT-PCR         | 5-Aug-21        |
| 70     | Molecular Lab of Paramount Hospital              | Darjeeling        | PVT          | 508            | RT-PCR         | 12-Aug-21       |
| 71     | Lakhotia Diagnostic Services                     | Howrah            | PVT          | 2,230          | RT-PCR         | 20-Aug-21       |
| 72     | One Diagnostics                                  | Kolkata           | PVT          | 1,801          | RT-PCR         | 20-Aug-21       |
| 73     | District Hospital SSB                            | Jalpaiguri        | PVT          | 12,535         | RT-PCR         | 26-Aug-21       |
| 74     | Diverse Genomics Pvt Ltd                         | Kolkata           | PVT          | 724            | RT-PCR         | 28-Aug-21       |
| 75     | See Cure Lab                                     | North 24 Pargana  | PVT          | 2,204          | RT-PCR         | 31-Aug-21       |
| 76     | Unipath speciality laboratory                    | North 24 Pargana  | PVT          | 4,095          | RT-PCR         | 4-Sep-21        |

Note: Average tests per CBNAAT and TRUENAT machines are 32 per day and 16 per day respectively



# Department of Health & Family Welfare Govt. of West Bengal

## WEST BENGAL COVID-19 HEALTH BULLETIN – 23<sup>rd</sup> OCT 2021

IX

DETAILS OF TESTING LABS

| S. No. | Name of Testing Lab                                  | District          | Authority    | Samples Tested     | Testing Method | Functional WEF |
|--------|--|-------------------|--------------|--------------------|----------------|----------------|
| 77     | SG Clinic & Diagnostic Laboratory                    | North 24 Pargana  | PVT          | 57                 | RT-PCR         | 22-Sep-21      |
| 78     | Dolphin Medical Clinic                               | North 24 Pargana  | PVT          | 91                 | RT-PCR         | 8-Oct-21       |
| 79     | Subham Hospital & Diagnostic Center                  | Cooch Bihar       | PVT          | 88                 | RT-PCR         | 19-Oct-21      |
| 80     | B M Birla Hospital                                   | Kolkata           | PVT          | 1,864              | RT-LAMP        | 7-Jun-21       |
| 81     | Agrasen Healthcare Centre                            | Jalpaiguri        | PVT          | 4,832              | RT-LAMP        | 22-July-21     |
| 82     | Reliable Multispeciality Clinic                      | North 24 Pargana  | PVT          | 715                | RT-LAMP        | 31-Aug-21      |
| 83     | Western Diagnostic Centre Private Ltd                | Kolkata           | PVT          | 205                | RT-LAMP        | 28-Sep-21      |
| 84     | CSIR-Indian Institute of Chemical Biology            | Kolkata           | Central Govt | 9                  | RT-LAMP        | 8-Oct-21       |
| 85     | Shri VishudhanandSaraswati Marwari Hospital          | Kolkata           | PVT          | 312                | TRUENAT        | 31-Aug-21      |
| 86     | AMRI Mukundapur                                      | South 24 Pargana  | PVT          | 555                | TRUENAT        | 10-Sep-21      |
| 87     | AMRI Salt Lake                                       | North 24 Pargana  | PVT          | 28,173             | CBNAAT         | 01-May-20      |
| 88     | CMRI   | Kolkata           | PVT          | 28,513             | CBNAAT         | 13-May-20      |
| 89     | Asansol DH   | Paschim Burdwan   | State Govt   | 56,852             | TRUENAT        | 19-May-20      |
| 90     | Jhargram DH  | Jhargram          | State Govt   | 2,754              | TRUENAT        | 19-May-20      |
| 91     | Falakata SSH   | Alipurduar        | State Govt   | 3,872              | TRUENAT        | 20-May-20      |
| 92     | Balurghat DH   | Dakshin Dinajpur  | State Govt   | 3,627              | TRUENAT        | 22-May-20      |
| 93     | Serampore DH   | Hooghly           | State Govt   | 1,216              | TRUENAT        | 25-May-20      |
| 94     | Uluberia SSH   | Howrah            | State Govt   | 1,990              | TRUENAT        | 27-May-20      |
| 95     | Jangipur SDH   | Murshidabad       | State Govt   | 1,685              | TRUENAT        | 27-May-20      |
| 96     | Egra SDH   | Purba Midnapur    | State Govt   | 823                | TRUENAT        | 27-May-20      |
| 97     | MR Bangur Hospital                                   | South 24 Pargana  | State Govt   | 419                | TRUENAT        | 28-May-20      |
| 98     | Chanchal SDH   | Malda             | State Govt   | 559                | TRUENAT        | 28-May-20      |
| 99     | Biswa Bangla Krirangan COVID Hospital                | Jalpaiguri        | State Govt   | 1,93,818           | TRUENAT        | 31-May-20      |
| 100    | Parkview Super Speciality Hospital                   | North 24 Pargana  | PVT          | 292                | TRUENAT        | 26-Aug-21      |
| 101    | Woodlands  | Kolkata           | PVT          | 17,395             | CBNAAT         | 11-Jun-20      |
| 102    | Alipurduar DH  | Alipurduar        | State Govt   | 11,447             | TRUENAT        | 16-Jun-20      |
| 103    | Basirhat DH  | North 24 Pargana  | State Govt   | 512                | TRUENAT        | 19-Jun-20      |
| 104    | Anandaloke Sonoscan, Siliguri                        | Darjeeling        | PVT          | 24,736             | TRUENAT        | 27-Jun-20      |
| 105    | Gangarampur SDH                                      | Dakshin Dinajpur  | State Govt   | 1,832              | CBNAAT         | 16-Jul-20      |
| 106    | Contal SDH   | Purba Midnapur    | State Govt   | 1,902              | TRUENAT        | 20-Jul-20      |
| 107    | ILS hospital   | Kolkata           | PVT          | 4,838              | TRUENAT        | 25-Jul-20      |
| 108    | Uttar Latabari DH                                    | Alipurduar        | State Govt   | 463                | TRUENAT        | 04-Aug-20      |
| 109    | Nandigram SSH/DH                                     | Purba Midnapur    | State Govt   | 827                | TRUENAT        | 04-Aug-20      |
| 110    | Panskura Hospital                                    | Purba Midnapur    | State Govt   | 436                | TRUENAT        | 06-Aug-20      |
| 111    | Chittaranjan Seva Sadan Hospital                     | Kolkata           | State Govt   | 1,778              | TRUENAT        | 10-Aug-20      |
| 112    | Dr. PK Saha Hospital, Coochbihar                     | Cooch Bihar       | PVT          | 8,874              | TRUENAT        | 11-Aug-20      |
| 113    | Salt Lake SDH  | North 24 Pargana  | State Govt   | 853                | TRUENAT        | 13-Aug-20      |
| 114    | Charnock Hospital                                    | Kolkata           | PVT          | 11,872             | TRUENAT        | 14-Aug-20      |
| 115    | Gabberia SGH   | Howrah            | State Govt   | 930                | TRUENAT        | 15-Aug-20      |
| 116    | Spandan Disgnostic Center                            | Paschim Midnapore | PVT          | 13,296             | TRUENAT        | 16-Aug-20      |
| 117    | Kakdwip SSH  | South 24 Pargana  | State Govt   | 277                | TRUENAT        | 17-Aug-20      |
| 118    | Mal SSH  | Jalpaiguri        | State Govt   | 199                | TRUENAT        | 18-Aug-20      |
| 119    | Howrah DH  | Howrah            | State Govt   | 185                | TRUENAT        | 21-Aug-20      |
| 120    | Spandan Hospital, Kolkata                            | North 24 Pargana  | PVT          | 5,562              | TRUENAT        | 01-Sep-20      |
| 121    | Sagardighi SSH                                       | Murshidabad       | State Govt   | 648                | TRUENAT        | 02-Sep-20      |
| 122    | Domkal SSH   | Murshidabad       | State Govt   | 164                | TRUENAT        | 06-Sep-20      |
| 123    | Udaynarayanpur SGH Howrah                            | Howrah            | State Govt   | 53                 | TRUENAT        | 07-Sep-20      |
| 124    | GD Hospital & Diabetes Institute, Howrah             | Kolkata           | PVT          | 3,360              | CBNAAT         | 08-Sep-20      |
| 125    | Nightingale Diagnostic & Medicare Centre             | Kolkata           | PVT          | 16,504             | TRUENAT        | 12-Sep-20      |
| 126    | Bhagirathi Neotia Woman * Child Care Centre          | North 24 Pargana  | PVT          | 1,587              | CBNAAT         | 16-Sep-20      |
| 127    | Krishnanagar DTC                                     | Nadia             | State Govt   | 172                | TRUENAT        | 29-Sep-20      |
| 128    | Mission Hospital, Durgapur                           | Paschim Burdwan   | PVT          | 26,336             | TRUENAT        | 29-Sep-20      |
| 129    | Medinova, Kolkata                                    | Kolkata           | PVT          | 6,773              | TRUENAT        | 01-Oct-20      |
| 130    | MSS Bansal Medical, Kolkata                          | Kolkata           | PVT          | 18,217             | TRUENAT        | 02-Oct-20      |
| 131    | TJ, SGH, Howrah                                      | Howrah            | PVT          | 414                | TRUENAT        | 02-Oct-20      |
| 132    | Narayan Memorial Hospital, Kolkata                   | Kolkata           | PVT          | 1,178              | TRUENAT        | 02-Oct-20      |
| 133    | Kalimpong DH   | Kalimpong         | State Govt   | 521                | TRUENAT        | 06-Oct-20      |
| 134    | Mirik BPHC, Darjeeling                               | Darjeeling        | State Govt   | 136                | TRUENAT        | 09-Oct-20      |
| 135    | Barjore SSH, Bankura                                 | Bankura           | State Govt   | 414                | TRUENAT        | 11-Oct-20      |
| 136    | Darjeeling DH  | Darjeeling        | State Govt   | 568                | TRUENAT        | 11-Oct-20      |
| 137    | Metropolis Kolkata                                   | Kolkata           | PVT          | 1,12,779           | TRUENAT        | 14-Oct-20      |
| 138    | Laboratory Services, Healthworld Hospitals, Durgapur | Paschim Burdwan   | PVT          | 10,887             | TRUENAT        | 04-Dec-20      |
| 139    | Neotia Getwel Healthcare Centre, Siliguri            | Darjeeling        | PVT          | 4,423              | CBNAAT         | 09-Jan-21      |
| 140    | Arogya Niketan Nursing Home                          | Darjeeling        | PVT          | 5,725              | TRUENAT        | 16-Jan-21      |
| 141    | Ruby General Hospital                                | Kolkata           | PVT          | 4,937              | CBNAAT         | 20-Jan-21      |
| 142    | Cliniperfect Polyclinic and Diagnostics              | North 24 Pargana  | PVT          | 2,055              | TRUENAT        | 23-Feb-21      |
| 143    | 10 Air Force Hospital, Hasimara                      | Alipurduar        | Central Govt | 1,060              | TRUENAT        | 23-Apr-21      |
| 144    | 4 Air Force Hospital, Midnapore                      | Paschim Midnapore | Central Govt | 1,839              | TRUENAT        | 23-Apr-21      |
| 145    | 164 Military Hospital, Binnaguri                     | Jalpaiguri        | Central Govt | 2,339              | TRUENAT        | 23-Apr-21      |
| 146    | Central Hospital, SE Railway, Kolkata                | Kolkata           | Central Govt | 1,688              | CBNAAT         | 23-Apr-21      |
| 147    | Zenith super speciality hospital                     | Kolkata           | PVT          | 5,980              | TRUENAT        | 23-Apr-21      |
| 148    | Alipurduar Railway Hospital                          | Alipurduar        | Central Govt | 3,920              | TRUENAT        | 23-Apr-21      |
| 149    | Sonoscan Healthcare Pvt Ltd                          | Malda             | PVT          | 707                | TRUENAT        | 27-July-21     |
| 150    | Medica North Bengal Clinic                           | Darjeeling        | PVT          | 611                | TRUENAT        | 22-Sep-21      |
| 151    | Antigen Test done within the State                   |                   | State Govt   | 84,60,470          | -              | -              |
| 152    | Samples Tested in Labs Outside the State             |                   | PVT          | 6,84,199           | RT-PCR         | -              |
|        |  |                   |              | <b>1,88,85,567</b> | -              | -              |

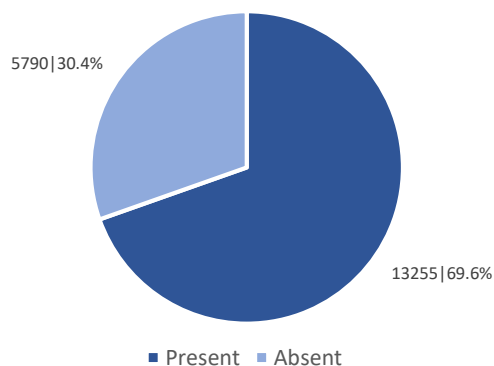
Note: Average tests per CBNAAT and TRUENAT machines are 32 per day and 16 per day respectively



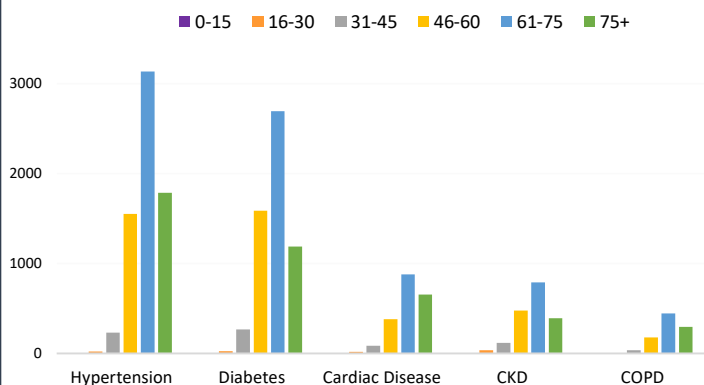
WEST BENGAL COVID-19 HEALTH BULLETIN – 23<sup>rd</sup> OCT 2021

X

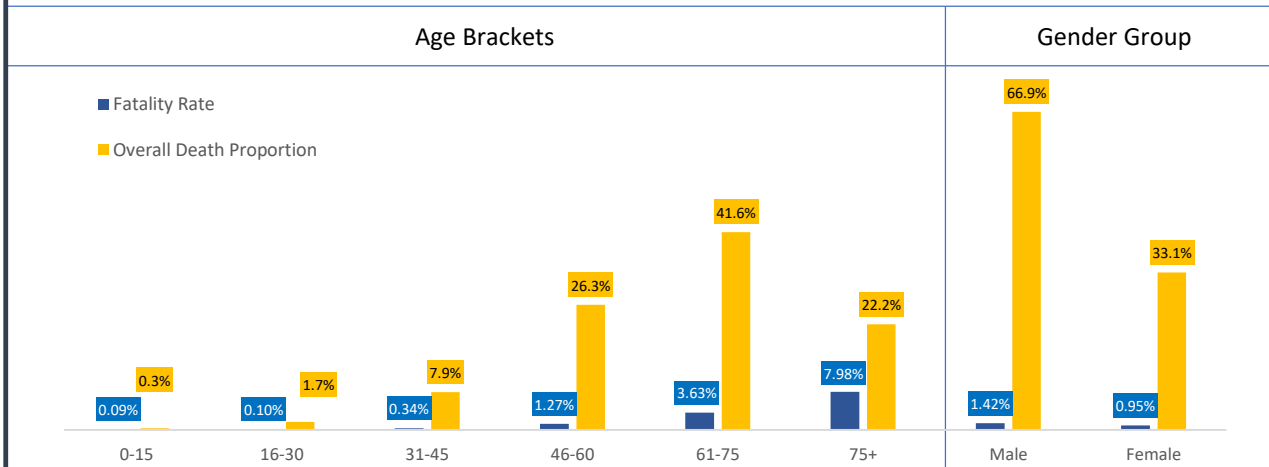
Comorbidity Status in Deceased Cases (n=19,045)



Age Group Wise Comorbidities Among Deceased

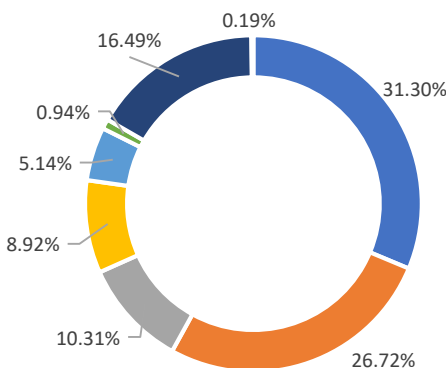


Fatality Rate & Death Proportion in Respective Age Brackets & Gender Groups

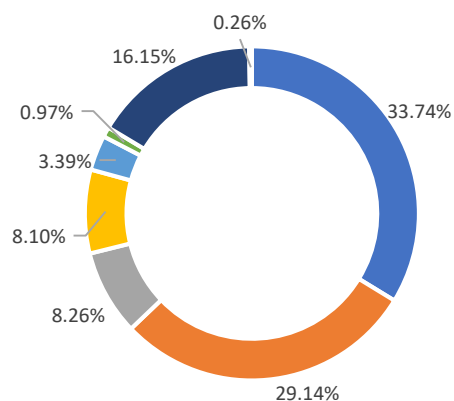


\*The blue data label shows the fatality rate in respective age/gender group i.e. no. of deaths as a proportion of total infections in respective age/gender group  
\*\*The orange data label shows the proportion of total deaths in respective age/gender group

Share of Comorbidities in Male



Share of Comorbidities in Female



FATALITY ANALYSIS



# Department of Health & Family Welfare Govt. of West Bengal

## WEST BENGAL COVID-19 HEALTH BULLETIN – 23<sup>rd</sup> OCT 2021

**XI**

**EQUIPMENT AND CONSUMABLE SUPPLY**

| S. No | Consumable                | Ordered by State Govt. | Received Yesterday | Total Received by State Govt. | Order Pending |
|-------|---------------------------|------------------------|--------------------|-------------------------------|---------------|
| 1     | PPEs                      | 42.10 L                | 2,000              | 32.91 L                       | 9.19 L        |
| 2     | N95/FFP2 Masks            | 69.70 L                | 10,000             | 68.99 L                       | 0.71 L        |
| 3     | Regular Masks             | 148.84 L               | 20,000             | 144.90 L                      | 3.94 L        |
| 4     | Hand Sanitizers (In Ltrs) | 6.76 L                 | 1,000              | 6.64 L                        | 0.12 L        |
| 5     | Gloves                    | 128.00 L               | 20,000             | 127.60 L                      | 0.40 L        |
| 6     | Thermal Guns              | 20,000                 | NIL                | 20,000                        | NIL           |

| S. No | Equipment                                      | Number |
|-------|--|--------|
| 1     | Total Number of HFNO                           | 492    |
| 2     | Total Number of Oxygen Concentrators           | 5,815  |
| 3     | Total Number of functional MGPS                | 132    |
| 4     | Total Number of functional LMO Tanks           | 13     |
| 5     | Total Number of functional PSA plants          | 41     |
| 6     | Total Number of Ventilators in COVID Hospitals | 1,298  |

**XII**

**DEDICATED COVID-19 HELPLINE (24 X 7)**

1. Dedicated COVID-19 Helpline : **1800 313 444 222**
2. Direct Telemedicine Line : **033 23576001**
3. Ambulance Service : **033 40902929**
4. COVID Telemedicine App "[Covid Telemedicine WB](#)" on Google Play Store
  - These services include allocation of beds in Govt. hospitals and Safe Homes
  - Telemedicine for citizens at large and those in home isolation
  - Ambulance service includes guidance and provision of Govt. ambulance
5. Tele-Psychological counselling services have started since August 1<sup>st</sup>, 2020.

| General Queries                |   |   |           |
|--------------------------------|---|---|-----------|
| 1                              | A | Total Queries addressed in last 24 hours            | 2,372     |
|                                | B | Total Queries addressed till 22 <sup>nd</sup> Oct   | 22,67,111 |
| Telemedicine                   |   |   |           |
| 2                              | A | Total consultations given in last 24 hours          | 1,269     |
|                                | B | Total consultations given till 22 <sup>nd</sup> Oct | 9,30,941  |
| Ambulance Services             |   |   |           |
| 3                              | A | Ambulances assigned in last 24 hours                | 259       |
|                                | B | Total calls received in last 24 hours               | 259       |
| Tele-Psychological Counselling |   |   |           |
| 4                              | A | Counselling given in last 24 hours                  | 259       |
|                                | B | Counselling given till 22 <sup>nd</sup> Oct         | 4,47,030  |

### State Government Interventions :

- Status of availability of beds for Covid positive patients in government and private hospitals along with information on other related services are available at <https://iCMS.wb.gov.in>
- Safe Homes : An initiative by the Government of West Bengal for care and treatment of asymptomatic/mild symptomatic COVID patients for whom home isolation is not possible /advisable
- As per State Government advisory Satellite Health Facilities are being developed by private hospitals in close vicinity of their hospitals as separate health facility for treatment of asymptomatic/mild symptomatic COVID patients. This intervention is expected to free beds in the hospitals for serious patients.

All the guidelines and orders relating to Covid-19 are posted on [www.wbhealth.gov.in](http://www.wbhealth.gov.in)

You can follow us on :

Facebook at: <https://www.facebook.com/wbdhfw/>

Twitter at: <https://twitter.com/wbdhfw>