



# Department of Health & Family Welfare Govt. of West Bengal

## WEST BENGAL COVID-19 HEALTH BULLETIN - 22<sup>nd</sup> JULY 2020

### Active COVID-19 Cases as on 22<sup>nd</sup> July: 18,450

#### COVID 19 STATUS

S. No	Subject	Number
1	Total COVID-19 Cases till 21 <sup>st</sup> July	47,030
2	New COVID-19 Cases on 22 <sup>nd</sup> July	2,291
3	<b>Total COVID-19 Cases till 22<sup>nd</sup> July (1+2)</b>	<b>49,321</b>
4	Total Discharged	29,650 (+1,615)
5	Total Deaths as on 22 <sup>nd</sup> July*	1,221 (+39)
6	<b>Active COVID-19 Cases as on 22<sup>nd</sup> July</b>	<b>18,450 (+637)</b>
7	Discharge Rate (4/3)	60.11%

Note: All figures updated till 9AM, 22<sup>nd</sup> July

#Daily increase/decrease with respect to previous day is shown as (+/-)

\*Complete analysis can be referred from **Section X**, (Page no. 5)

#### TESTING SNAPSHOT

S. No	Subject	Number
1	Samples Tested till 21 <sup>st</sup> July	<b>7,29,429</b>
2	Samples Tested on 22 <sup>nd</sup> July	14,040
3	<b>Total Number of Samples Tested till 22<sup>nd</sup> July (1+2)</b>	<b>7,43,469</b>
4	Tests per Million population	8,261
5	% of Positive Cases out of Samples Tested	6.63%
6	Total Testing Laboratories*	56
7	Testing Laboratories added this week	4
8	Testing Laboratories pending approval	1

\*Detailed breakup of these laboratories is given on **Page 4**

#### INFRASTRUCTURE DETAILS

S. No	Subject	Number
1	Total Number of Hospitals dedicated for treating COVID-19	81
2	Total Number of Govt. Hospitals dedicated for treating COVID-19	27
3	Total Number of Pvt. Hospitals requisitioned for treating COVID-19	54
4	Total Number of earmarked COVID-19 Beds	11,239
5	% Occupancy in COVID Beds	39.55%
6	Total ICU Beds in the COVID Hospitals	948
7	Total Number of Ventilators in the COVID Hospitals	395

#### IV

#### QUARANTINE DETAILS

Institutional Quarantine		
1	Total Govt. Quarantine Centres	582
2	Total number of people in Govt. Quarantine Centres	3,489
3	Total number of people released from Govt. Quarantine Centres	1,03,997
Home Quarantine		
1	Total Home Quarantined People	3,85,459
2	Total number of people currently in Home Quarantine	31,320
3	Total number of people released from Home Quarantine Centres	3,54,139
Safe Homes		
1	Total Number of Safe Homes	106
2	Total Number of Beds in Safe Homes	6,908
3	Total Number of Patients in Safe Homes currently	838



# Department of Health & Family Welfare Govt. of West Bengal

## WEST BENGAL COVID-19 HEALTH BULLETIN - 22<sup>nd</sup> JULY 2020

V

DISTRICT SNAPSHOT#

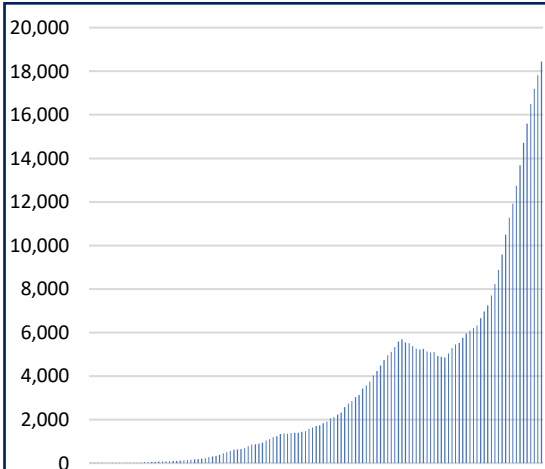
1	2	3	4	5	6 = 3-4-5	7
S. No	District	Total Cases	Total Discharged	Total Deaths	Total Active Cases	Last Reported Case
1	Alipurduar	229 <sup>+5</sup>	206 <sup>+2</sup>	1	22 <sup>+3</sup>	21-July
2	Coochbehar	474 <sup>+35</sup>	359	0	115 <sup>+35</sup>	21-July
3	Darjeeling	1,467 <sup>+35</sup>	894 <sup>+3</sup>	15 <sup>+1</sup>	558 <sup>+31</sup>	21-July
4	Kalimpong	73 <sup>+3</sup>	58 <sup>+2</sup>	1	14 <sup>+1</sup>	21-July
5	Jalpaiguri	921 <sup>+23</sup>	555 <sup>+2</sup>	4	362 <sup>+21</sup>	21-July
6	Uttar Dinajpur	742 <sup>+36</sup>	444 <sup>+15</sup>	2 <sup>+1</sup>	296 <sup>+20</sup>	21-July
7	Dakshin Dinajpur	831 <sup>+16</sup>	437 <sup>+59</sup>	5 <sup>+1</sup>	389 <sup>-44</sup>	21-July
8	Malda	1,885 <sup>+30</sup>	1,307 <sup>+125</sup>	7	571 <sup>-95</sup>	21-July
9	Murshidabad	561 <sup>+21</sup>	373 <sup>+11</sup>	5	183 <sup>+10</sup>	21-July
10	Nadia	677 <sup>+35</sup>	432 <sup>+11</sup>	9	236 <sup>+24</sup>	21-July
11	Birbhum	379 <sup>+9</sup>	334 <sup>+3</sup>	3	42 <sup>+6</sup>	21-July
12	Purulia	148 <sup>+22</sup>	114	0	34 <sup>+22</sup>	21-July
13	Bankura	402 <sup>+4</sup>	328 <sup>+8</sup>	0	74 <sup>-4</sup>	21-July
14	Jhargram	28	28	0	0	15-July
15	Paschim Medinipur	831 <sup>+26</sup>	541 <sup>+61</sup>	12	278 <sup>-35</sup>	21-July
16	Purba Medinipur	1,063 <sup>+84</sup>	582 <sup>+39</sup>	11 <sup>+1</sup>	470 <sup>+44</sup>	21-July
17	Purba Bardhaman	495 <sup>+18</sup>	267 <sup>+11</sup>	3	225 <sup>+7</sup>	21-July
18	Paschim Bardhaman	482 <sup>+18</sup>	237 <sup>+10</sup>	8 <sup>+1</sup>	237 <sup>+7</sup>	21-July
19	Howrah	5,764 <sup>+225</sup>	3,818 <sup>+131</sup>	156 <sup>+2</sup>	1,790 <sup>+92</sup>	21-July
20	Hooghly	2,439 <sup>+139</sup>	1,492 <sup>+44</sup>	49 <sup>+3</sup>	898 <sup>+92</sup>	21-July
21	North 24 Parganas	10,230 <sup>+624</sup>	5,514 <sup>+302</sup>	245 <sup>+11</sup>	4,471 <sup>+311</sup>	21-July
22	South 24 Parganas	3,802 <sup>+191</sup>	2,245 <sup>+162</sup>	59 <sup>+3</sup>	1,498 <sup>+26</sup>	21-July
23	Kolkata	15,332 <sup>+692</sup>	9,022 <sup>+614</sup>	623 <sup>+15</sup>	5,687 <sup>+63</sup>	21-July
24	Other State	66	63	3	0	6-Jun
<b>TOTAL</b>		<b>49,321<sup>+2,291</sup></b>	<b>29,650<sup>+1,615</sup></b>	<b>1,221<sup>+39</sup></b>	<b>18,450<sup>+637</sup></b>	

#District Wise data is subject to verification and may change

#Daily increase/decrease with respect to previous day is in superscript as +/- (Eg: +4)

VI

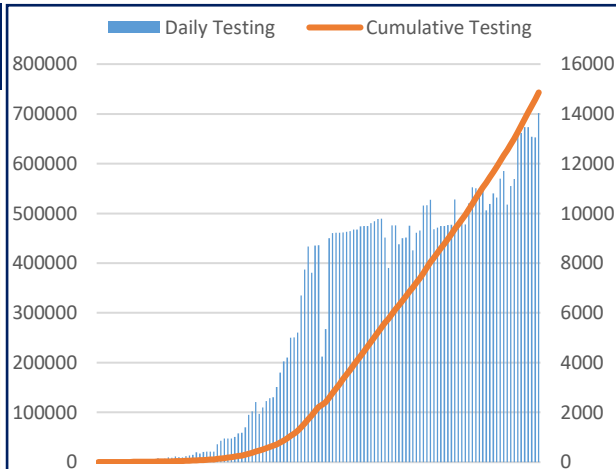
DAILY CUMULATIVE ACTIVE COVID-19 CASES



17<sup>th</sup> March to 22<sup>nd</sup> July

VII

SAMPLES TESTED (Daily and Cumulative)



17<sup>th</sup> March to 22<sup>nd</sup> July



Department of Health & Family Welfare  
Govt. of West Bengal

WEST BENGAL COVID-19 HEALTH BULLETIN - 22<sup>nd</sup> JULY 2020

VIII

UNIT WISE EQUIPMENT SUPPLY (CUMULATIVE)

S. No.	Unit Name	PPE	N95/FFP2	Regular Masks		Gloves	Sanitizer (In ltr.)
				Reusable Mask	Disposable Mask		
1	Alipurduar	11,800	13,650	13,400	68,400	44,700	3,142.0
2	Bankura	20,250	19,700	20,800	72,050	44,200	4,548.0
3	Birbhum	21,450	13,200	22,400	42,550	4,200	4,071.0
4	Bishnupur HD	8,350	15,900	38,100	70,750	62,500	4,261.0
5	Coochbehar	22,100	13,850	22,700	23,100	4,700	2,304.0
6	Dakshin Dinajpur	11,900	11,050	21,500	66,100	45,700	3,671.0
7	Darjeeling	20,250	17,650	22,900	24,200	6,700	4,098.0
8	Diamond Harbour HD	23,250	13,100	23,500	58,550	33,500	2,534.0
9	Hooghly	23,870	16,750	33,000	57,200	50,600	5,241.0
10	Howrah	56,950	35,500	40,780	87,050	108,200	4,531.0
11	Jalpaiguri	19,800	17,600	39,400	60,000	8,700	3,563.0
12	Jhargram	7,550	6,800	21,890	36,550	23,200	2,793.0
13	Kalimpong	11,650	12,300	19,000	39,550	8,200	2,870.5
14	Malda	16,100	14,700	26,000	55,100	57,700	5,401.0
15	Murshidabad	15,833	21,980	36,700	67,100	20,700	8,180.0
16	Nadia	34,570	16,740	33,800	77,050	72,200	3,931.0
17	North 24 Parganas	33,800	25,540	30,440	73,500	35,700	5,733.5
18	Basirhat HD	22,820	20,730	29,280	82,050	93,500	2,897.0
19	Paschim Bardhaman	20,150	15,900	17,580	42,000	55,400	1,257.0
20	Paschim Medinipur	14,150	20,800	30,590	63,050	64,200	4,035.0
21	Purba Bardhaman	26,150	19,100	23,800	65,050	64,200	4,843.0
22	Purba Medinipur	24,050	14,500	28,220	15,050	10,600	1,731.0
23	Nandigram HD	9,750	14,700	26,140	75,050	51,200	5,429.0
24	Purulia	26,950	16,000	41,200	75,550	57,700	5,771.0
25	Rampurhat HD	14,650	11,900	22,800	31,550	30,500	3,187.0
26	South 24 Parganas	19,750	14,800	22,900	44,050	24,200	1,641.0
27	Uttar Dinajpur	27,250	20,350	37,600	61,550	32,700	3,703.0
28	Bankura S MC&H	9,500	20,150	10,200	87,000	92,500	1,060.0
29	Coochbehar MC&H	9,800	7,900	13,600	31,000	43,000	1,992.0
30	NB MC&H	20,350	32,600	19,000	102,200	95,000	3,890.0
31	Diamond Harbour MC&H	8,800	10,000	9,600	74,000	82,500	1,698.0
32	Malda MC&H	11,300	28,300	12,100	108,000	108,500	2,918.0
33	Murshidabad MC&H	18,630	24,450	13,600	52,500	70,500	1,490.0
34	Bardhaman MC&H	14,400	17,600	17,500	83,000	85,500	2,298.0
35	Medinipur MC&H	20,700	23,300	24,100	111,500	74,500	4,798.0
36	Purulia MC&H	8,800	11,700	51,600	67,000	56,500	1,898.0
37	Rampurhat MC&H	14,400	12,900	16,600	26,500	29,500	6,398.0
38	Raiganj MC&H	7,600	7,400	10,100	25,000	26,500	1,190.0
39	JNM MC&H	11,500	12,500	17,000	35,000	15,500	1,272.0
40	Sagar Dutta MC&H	18,620	18,330	17,600	66,050	81,500	3,378.0
41	ID & BG Hospital	33,050	32,800	18,600	69,100	44,500	2,671.0
42	RG Kar MCH	25,850	34,000	15,800	157,050	162,700	4,207.0
43	NRS MCH	30,250	27,500	27,300	68,050	47,500	3,140.0
44	IPGMER & SSKMH	59,400	49,590	46,100	240,550	234,500	6,567.0
45	Medical College, Kolkata	66,450	56,000	18,800	131,050	182,500	3,912.0
46	CNMCH	34,350	27,800	21,150	101,500	26,500	2,972.0
47	Other Govt Dept/Institutions	221,826	199,090	160,508	433,426	472,502	30,453.3
48	Stock in hand-In Transit	638,543	110,340	343,081	986,982	295,408	28,720.9
<b>TOTAL</b>		<b>1,849,262</b>	<b>1,219,040</b>	<b>1,630,359</b>	<b>4,590,208</b>	<b>3,443,210</b>	<b>222,290.0</b>

\*In addition to State supply, local procurement is also done.



# Department of Health & Family Welfare Govt. of West Bengal

## WEST BENGAL COVID-19 HEALTH BULLETIN - 22<sup>nd</sup> JULY 2020

**IX**

**DETAILS OF TESTING LABS**

S. No.	Name of Testing Lab	Samples Tested	Method of Testing	Functional WEF
1	NICED	63,227	RT-PCR	Since Beginning
2	SSKM	65,388	RT-PCR	17-Mar
3	Medinipur MCH	55,657	RT-PCR	24-Mar
4	North Bengal MCH	71,630	RT-PCR	29-Mar
5	School of Tropical Medicine	35,339	RT-PCR	1-Apr
6	Apollo Hospital	7,801	RT-PCR	6-Apr
7	Tata Medical Centre	6,945	RT-PCR	6-Apr
8	Malda MCH	43,485	RT-PCR	8-Apr
9	Dr. Lal Pathlab	62,569	RT-PCR	17-Apr
10	Command Hospital	5,877	RT-PCR	17-Apr
11	CNCI	5,559	RT-PCR	22-Apr
12	RG Kar MCH	53,153	RT-PCR	24-Apr
13	SURAKSHA	32,688	RT-PCR	24-Apr
14	Murshidabad MCH	34,865	RT-PCR	26-Apr
15	Peerless	7,729	RT-PCR	30-Apr
16	Burdwan MCH	28,758	RT-PCR	6-May
17	MCH Kolkata	9,291	RT-PCR	8-May
18	NRS MCH	17,506	RT-PCR	12-May
19	Sanaka Hospitals	30,973	RT-PCR	12-May
20	Medica Hospital	20,086	RT-PCR	15-May
21	Bankura MCH	19,315	RT-PCR	22-May
22	Suri DH	14,937	RT-PCR	22-May
23	COMJNM Kalyani	12,142	RT-PCR	10-Jun
24	Desun Hospital	659	RT-PCR	17-Jun
25	RN Tagore Hospital	1,903	RT-PCR	24-Jun
26	Raigunj MCH	5,023	RT-PCR	26-Jun
27	Jagannath Gupta Institute of Medical Sciences	239	RT-PCR	6-Jul
28	ESI-Postgraduate Institute of Medical Science and Research	667	RT-PCR	16-Jul
29	Remedy Lifecare, Kolkata	2	RT-PCR	21-Jul
30	AMRI Salt Lake	2,524	CBNAAT	1-May
31	CMRI	1,854	CBNAAT	13-May
32	AMRI Dhakuria	4,156	TRUENAT	19-May
33	Asansol DH	957	TRUENAT	19-May
34	Jhargram DH	477	TRUENAT	19-May
35	Rampurhat MCH	558	TRUENAT	19-May
36	CNMCH	1,276	TRUENAT	20-May
37	Falakata SSH	1,907	TRUENAT	20-May
38	DH GMCH	255	TRUENAT	20-May
39	Balurghat DH	1,196	TRUENAT	22-May
40	Serampore DH	781	TRUENAT	25-May
41	Uluberia SSH	569	TRUENAT	27-May
42	Jangipur SDH	451	TRUENAT	27-May
43	Egra SDH	273	TRUENAT	27-May
44	COMSDH	246	CBNAAT	27-May
45	MR Bangur Hospital	190	TRUENAT	28-May
46	Chanchal SDH	208	TRUENAT	28-May
47	Biswa Bangla Krirangan COVID Hospital	994	TRUENAT	31-May
48	Purulia Govt. MCH	758	TRUENAT	3-Jun
49	Coochbehar GMCH	327	CBNAAT	6-Jun
50	Woodlands	406	CBNAAT	11-Jun
51	Alipurduar DH	816	TRUENAT	16-Jun
52	SRL Lab	375	CBNAAT	18-Jun
53	Basirhat DH	96	TRUENAT	19-Jun
54	Anandaloke Sonoscan, Siliguri	171	TRUENAT	27-Jun
55	Gangarampur SDH	131	CBNAAT	16-Jul
56	Contai SDH	27	TRUENAT	20-Jul
57	<i>Samples Tested in Labs Outside the State</i>	8,077	RT-PCR	-
<b>TOTAL</b>		<b>7,43,469</b>		

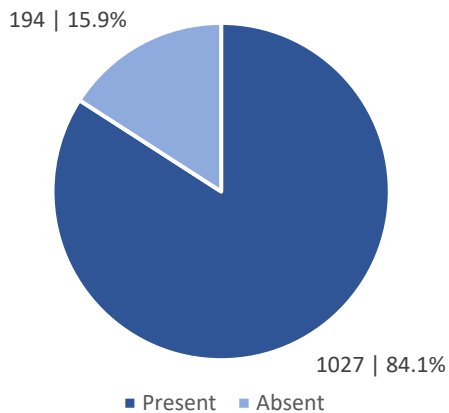
**Note:** Average tests per CBNAAT and TRUENAT machines are 32 per day and 16 per day respectively



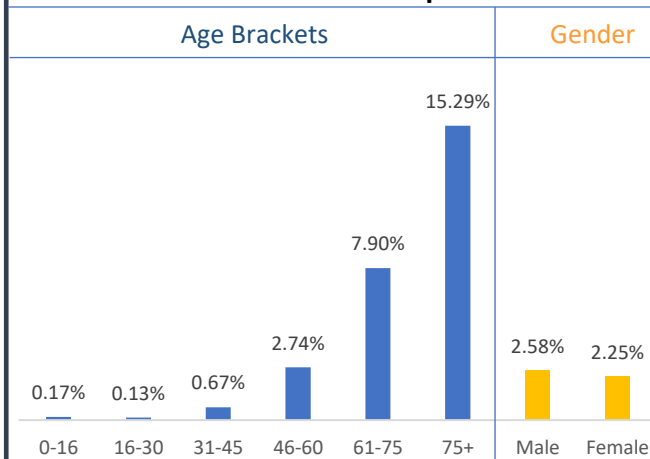
WEST BENGAL COVID-19 HEALTH BULLETIN - 22<sup>nd</sup> JULY 2020

X

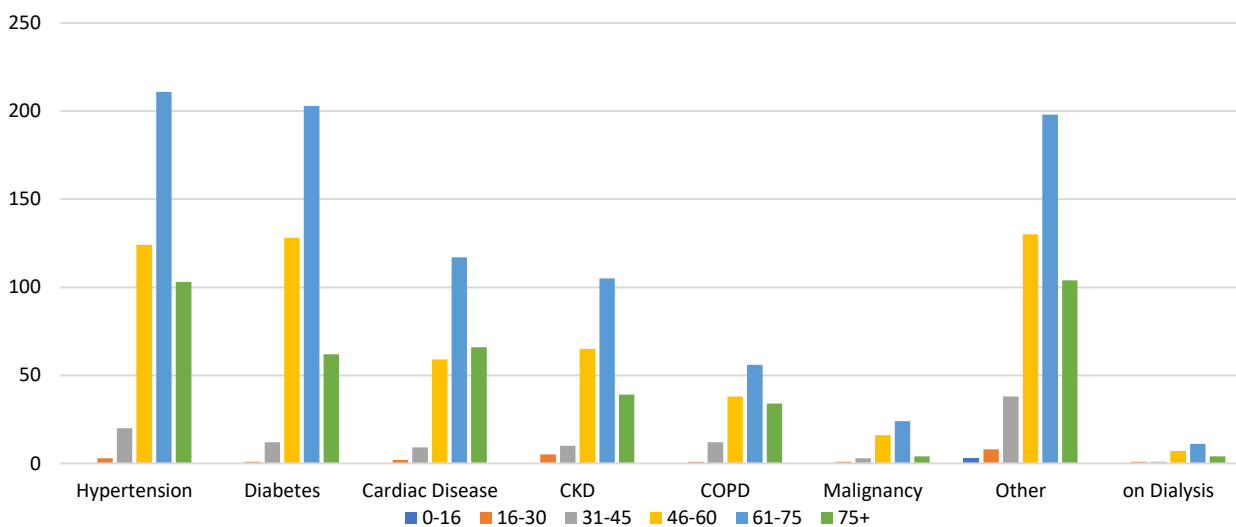
**Comorbidity Status in Deceased Cases (n=1,221)**



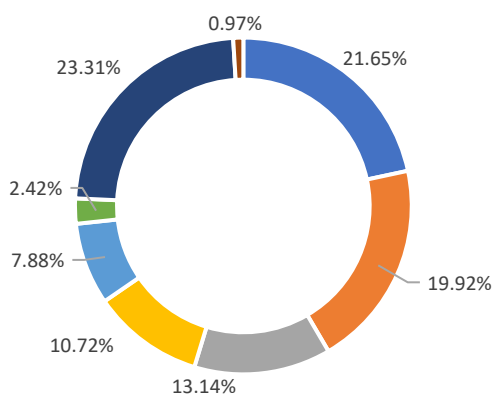
**Fatality Rate in Respective Age Brackets & Gender Group**



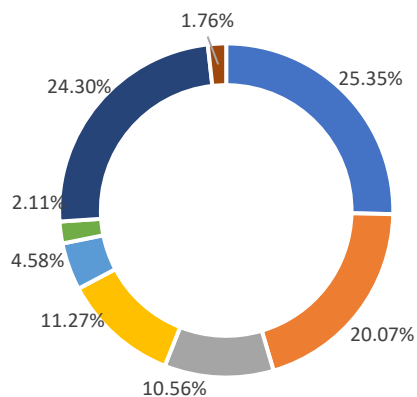
**Age Group Wise Comorbidities Among Deceased**



**Share of Comorbidities in Male**



**Share of Comorbidities in Female**



FATALITY ANALYSIS

■ Hypertension ■ Diabetes ■ Cardiac Disease ■ CKD ■ COPD ■ Malignancy ■ Other ■ on Dialysis



# Department of Health & Family Welfare Govt. of West Bengal

## WEST BENGAL COVID-19 HEALTH BULLETIN - 22<sup>nd</sup> JULY 2020

XI EQUIPMENT SUPPLY	S. No	Equipment	Ordered by State Govt.	Received Yesterday	Total Received by State Govt.	Order Pending
	1	PPEs	23.60 L	10,000	17.78 L	5.82 L
	2	N95/FFP2 Masks	37.50 L	10,000	11.23 L	26.27 L
	3	Regular Masks	49.50 L	25,000	41.93 L	7.57 L
	4	Hand Sanitizers (In Ltrs.)	2.51 L	1,000	2,04,500	46,500
	5	Gloves	39.50 L	20,000	31.30 L	8.20 L
	6	Thermal Guns	20,000	NIL	20,000	NIL

XII STATE GOVT. INTERVENTIONS	
<ul style="list-style-type: none"><li>• Treatment is free for all patients in all Government Hospitals</li><li>• Govt has requisitioned private hospitals as COVID hospitals</li><li>• Govt reimburses these hospitals at already notified rates</li><li>• Status of availability of beds for COVID positive patients in government and private hospitals is available at Health &amp; FW Department's website: <a href="http://www.wbhealth.gov.in">www.wbhealth.gov.in</a></li><li>• Safe Homes : An initiative by the Government of West Bengal for care and treatment of asymptomatic/mild symptomatic COVID patients for whom home isolation is not possible /advisable</li><li>• As per State Government advisory Satellite Health Facilities are being developed by private hospitals in close vicinity of their hospitals as separate health facility for treatment of asymptomatic/mild symptomatic COVID patients. This intervention is expected to free beds in the hospitals for serious patients.</li></ul>	

In the background of the COVID-19 outbreak, the general public is advised to adhere to health advisories issued by the State Government. All the guidelines and orders relating to Covid-19 are posted on [www.wbhealth.gov.in](http://www.wbhealth.gov.in)

For COVID related queries call

24/7 Helpline: 1800 313 444 222 (Toll free);

033 2341 2600

Control Room: 1083 / 1085

You can follow us on :

Facebook at: <https://www.facebook.com/wbdhfw/>

Twitter at: <https://twitter.com/wbdhfw>