



# Department of Health & Family Welfare Govt. of West Bengal

## WEST BENGAL COVID-19 HEALTH BULLETIN – 21<sup>st</sup> FEBRUARY 2021

### Active COVID-19 Cases as on 21<sup>st</sup> February: 3,525

S. No	Subject	Number
1	Total COVID-19 Cases till 20 <sup>th</sup> February	5,73,580
2	New COVID-19 Cases on 21 <sup>st</sup> February	182
<b>3</b>	<b>Total COVID-19 Cases till 21<sup>st</sup> February (1+2)</b>	<b>5,73,762</b>
4	Total Discharged	5,59,988 (+233)
5	Total Deaths as on 21 <sup>st</sup> February*	10,249 (+3)
<b>6</b>	<b>Active COVID-19 Cases as on 21<sup>st</sup> February</b>	<b>3,525 (-54)</b>
7	Discharge Rate (4/3)	97.60%

Note: All figures updated till 9AM, 21<sup>st</sup> February

#Daily increase/decrease with respect to previous day is shown as (+/-)

\*Complete analysis can be referred from **Section X**, (Page no. 5)

S. No	Subject	Number
1	Samples Tested till 20 <sup>th</sup> February	84,09,392
2	Samples Tested on 21 <sup>st</sup> February	20,003
<b>3</b>	<b>Total Number of Samples Tested till 21<sup>st</sup> February (1+2)</b>	<b>84,29,395</b>
4	Tests per Million population	93,660
5	% of Positive Cases out of Samples Tested	6.81%
6	Total Testing Laboratories*	103
7	Testing Laboratories added this week	0
8	Testing Laboratories pending approval	1

\*Detailed breakup of these laboratories is given on **Page 4 and Page 5**

S. No	Subject	Number
1	Total Number of Hospitals dedicated for treating COVID-19	65
2	Total Number of Govt. Hospitals dedicated for treating COVID-19	44
3	Total Number of Pvt. Hospitals requisitioned for treating COVID-19	21
4	Total Number of earmarked COVID-19 Beds	8,727
5	% Occupancy in COVID Beds	2.45%
6	Total ICU/HDU Beds in the COVID Hospitals	1,759
7	Total Number of Ventilators in the COVID Hospitals	623

Home Quarantine		
1	Total Home Quarantined People	16,62,990
2	Total number of people currently in Home Quarantine	25,399
3	Total number of people released from Home Quarantine	16,37,591
1	Total Number of Safe Homes	200
2	Total Number of Beds in Safe Homes	11,507
3	Total Number of Patients in Safe Homes currently	2



# Department of Health & Family Welfare Govt. of West Bengal

## WEST BENGAL COVID-19 HEALTH BULLETIN – 21<sup>st</sup> FEBRUARY 2021

V

DISTRICT SNAPSHOT#

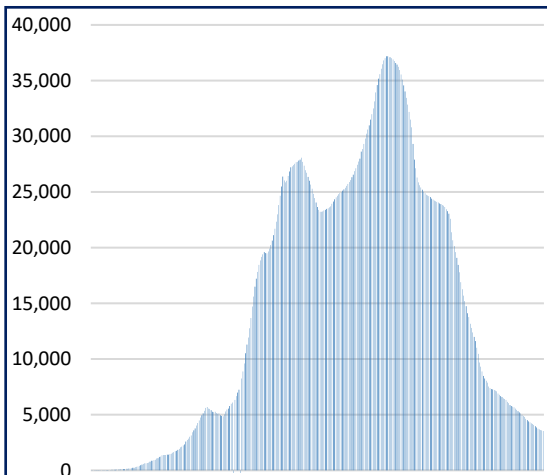
1	2	3	4	5	6 = 3-4-5	7
S. No	District	Total Cases	Total Discharged	Total Deaths	Total Active Cases	Last Reported Case
1	Alipurduar	7,704	7,616	86	2	19- Feb
2	Coochbehar	11,833	11,754 <sup>+1</sup>	72	7 <sup>-1</sup>	18- Feb
3	Darjeeling	18,415 <sup>+4</sup>	18,134 <sup>+8</sup>	203	78 <sup>-4</sup>	20- Feb
4	Kalimpong	2,229	2,194 <sup>+1</sup>	26	9 <sup>-1</sup>	7- Feb
5	Jalpaiguri	14,684 <sup>+1</sup>	14,459 <sup>+5</sup>	163	62 <sup>-4</sup>	20- Feb
6	Uttar Dinajpur	6,677 <sup>+3</sup>	6,527 <sup>+5</sup>	76	74 <sup>-2</sup>	20- Feb
7	Dakshin Dinajpur	8,176	8,099	74	3	17- Feb
8	Malda	12,683 <sup>+1</sup>	12,542 <sup>+4</sup>	114	27 <sup>-3</sup>	20- Feb
9	Murshidabad	12,298 <sup>+2</sup>	12,120 <sup>+5</sup>	149	29 <sup>-3</sup>	20- Feb
10	Nadia	22,610 <sup>+3</sup>	22,221 <sup>+9</sup>	319	70 <sup>-6</sup>	20- Feb
11	Birbhum	10,020 <sup>+2</sup>	9,854 <sup>+9</sup>	89	77 <sup>-7</sup>	20- Feb
12	Purulia	7,254 <sup>+2</sup>	7,105 <sup>+8</sup>	48	101 <sup>-6</sup>	20- Feb
13	Bankura	11,926 <sup>+8</sup>	11,767 <sup>+7</sup>	92	67 <sup>+1</sup>	20- Feb
14	Jhargram	3,042	3,013 <sup>+1</sup>	22	7 <sup>-1</sup>	11- Feb
15	Paschim Medinipur	20,224 <sup>+4</sup>	19,850 <sup>+5</sup>	309	65 <sup>-1</sup>	20- Feb
16	Purba Medinipur	20,668 <sup>+2</sup>	20,280 <sup>+11</sup>	279	109 <sup>-9</sup>	20- Feb
17	Purba Bardhaman	12,670 <sup>+3</sup>	12,520 <sup>+1</sup>	103	47 <sup>+2</sup>	20- Feb
18	Paschim Bardhaman	16,346 <sup>+7</sup>	15,966 <sup>+14</sup>	168	212 <sup>-7</sup>	20- Feb
19	Howrah	35,740 <sup>+17</sup>	34,575 <sup>+10</sup>	1,046 <sup>+1</sup>	119 <sup>+6</sup>	20- Feb
20	Hooghly	29,604 <sup>+7</sup>	29,007 <sup>+9</sup>	496	101 <sup>-2</sup>	20- Feb
21	North 24 Parganas	1,22,801 <sup>+49</sup>	1,19,358 <sup>+49</sup>	2,502	941	20- Feb
22	South 24 Parganas	37,148 <sup>+6</sup>	36,228 <sup>+16</sup>	714	206 <sup>-10</sup>	20- Feb
23	Kolkata	1,28,944 <sup>+61</sup>	1,24,736 <sup>+55</sup>	3,096 <sup>+2</sup>	1,112 <sup>+4</sup>	20- Feb
24	Other State	66	63	3	0	6-June
<b>TOTAL</b>		<b>5,73,762<sup>+182</sup></b>	<b>5,59,988<sup>+233</sup></b>	<b>10,249<sup>+3</sup></b>	<b>3,525<sup>-54</sup></b>	

#District Wise data is subject to verification and may change

#Daily increase/decrease with respect to previous day is in superscript as +/- (Eg: <sup>+4</sup>)

VI

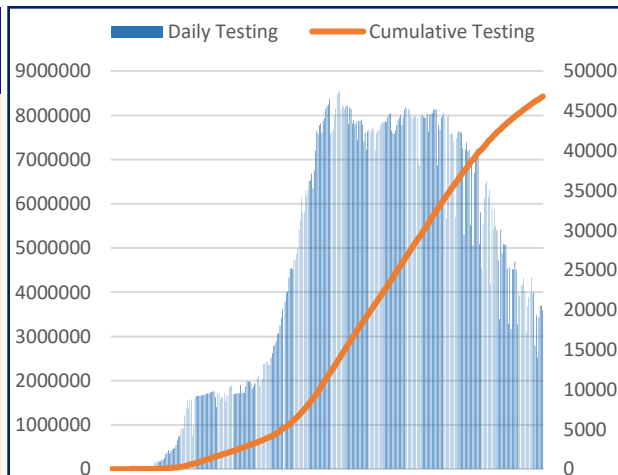
DAILY CUMULATIVE ACTIVE COVID-19 CASES



17<sup>th</sup> March to 21<sup>st</sup> Feb

VII

SAMPLES TESTED (Daily and Cumulative)



17<sup>th</sup> March to 21<sup>st</sup> Feb



## Department of Health & Family Welfare Govt. of West Bengal

### WEST BENGAL COVID-19 HEALTH BULLETIN – 21<sup>st</sup> FEBRUARY 2021

**VIII**

**UNIT WISE EQUIPMENT SUPPLY (CUMULATIVE)**

S. No.	Unit Name	PPE	N95/FFP2	Regular Masks		Gloves	Sanitizer (In ltr.)
				Reusable Mask	Disposable Mask		
1	Alipurduar	17,800	26,250	13,400	1,00,900	74,200	5,092.0
2	Bankura	44,950	46,700	27,300	1,61,550	1,04,200	7,448.0
3	Birbhum	36,150	28,300	32,400	96,050	49,700	6,171.0
4	Bishnupur HD	15,350	31,600	54,600	1,25,750	1,17,200	6,061.0
5	Coochbehar	33,600	29,450	26,950	41,100	7,200	4,354.0
6	Dakshin Dinajpur	20,400	19,650	21,500	1,21,600	83,700	4,921.0
7	Darjeeling	52,250	50,650	22,900	32,200	10,700	4,498.0
8	Diamond Harbour HD	51,250	32,300	28,000	1,07,550	1,11,500	4,284.0
9	Hooghly	64,870	51,250	47,000	1,74,200	1,59,100	11,041.0
10	Howrah	1,13,450	78,000	63,780	2,02,550	2,33,200	6,531.0
11	Jalpaiguri	34,800	38,100	45,550	1,11,000	61,200	6,063.0
12	Jhargram	16,750	16,100	24,890	57,050	56,200	4,443.0
13	Kalimpong	21,150	20,900	19,000	68,050	35,200	4,370.5
14	Malda	26,100	23,200	26,000	87,100	97,700	7,151.0
15	Murshidabad	35,333	51,380	48,700	1,43,100	1,40,200	10,080.0
16	Nadia	62,070	39,740	37,100	1,49,050	1,39,700	5,831.0
17	North 24 Parganas	1,01,000	77,740	31,440	1,90,000	1,23,700	7,383.5
18	Basirhat HD	44,320	45,230	32,280	1,44,050	1,65,000	5,647.0
19	Paschim Bardhaman	37,850	35,100	17,780	1,21,000	1,21,900	2,257.0
20	Paschim Medinipur	32,450	45,300	41,090	1,56,050	1,42,700	7,435.0
21	Purba Bardhaman	58,650	51,700	27,100	1,36,550	1,53,700	9,943.0
22	Purba Medinipur	54,550	41,200	33,220	87,050	1,00,100	1,731.0
23	Nandigram HD	18,750	33,100	30,640	1,21,050	83,200	7,279.0
24	Purulia	50,450	34,600	52,700	1,48,550	1,21,700	7,421.0
25	Rampurhat HD	24,150	29,000	30,300	62,050	74,500	5,637.0
26	South 24 Parganas	57,450	33,600	33,400	1,07,250	1,10,400	2,141.0
27	Uttar Dinajpur	35,750	43,550	43,850	1,13,050	1,31,700	5,853.0
28	Bankura S MC&H	21,000	46,650	10,200	1,82,500	2,16,400	2,660.0
29	Coochbehar MC&H	13,800	14,900	14,600	53,500	83,500	3,442.0
30	NB MC&H	40,350	96,000	20,000	2,24,200	2,40,500	7,890.0
31	Diamond Harbour MC&H	13,300	24,200	10,100	1,47,500	1,50,000	3,898.0
32	Malda MC&H	18,800	71,100	13,100	1,88,500	2,27,500	5,968.0
33	Murshidabad MC&H	31,630	73,950	14,600	1,29,000	2,12,000	2,340.0
34	Bardhaman MC&H	23,900	34,100	17,500	1,89,500	2,27,500	3,448.0
35	Medinipur MC&H	56,300	72,700	34,100	2,53,000	2,00,000	11,598.0
36	Purulia MC&H	13,300	19,900	51,600	99,500	1,21,000	4,098.0
37	Rampurhat MC&H	21,400	25,900	17,600	40,000	77,500	10,048.0
38	Raiganj MC&H	14,100	11,900	13,100	56,500	87,000	2,190.0
39	JNM MC&H	17,400	21,000	24,000	45,000	59,500	2,972.0
40	Sagar Dutta MC&H	67,520	93,830	17,600	1,76,550	2,08,000	7,978.0
41	ID & BG Hospital	45,050	59,800	20,600	1,01,100	77,500	2,671.0
42	RG Kar MCH	40,850	66,500	15,800	3,01,050	3,40,200	7,207.0
43	NRS MCH	63,250	95,500	30,800	2,15,550	2,19,200	5,090.0
44	IPGMER & SSKMH	98,900	1,11,090	66,600	4,29,050	4,29,500	15,317.0
45	Medical College, Kolkata	1,66,450	1,50,000	20,800	3,26,050	4,27,500	9,262.0
46	CNMCH	52,350	48,300	23,150	1,33,500	1,01,500	3,672.0
47	Other Govt Dept/Institutions	4,31,051	3,90,795	2,26,188	10,69,271	10,74,202	59,055.0
48	Stock in hand-In Transit	4,61,918	20,03,235	8,72,451	16,63,937	14,03,708	1,05,918.0
<b>TOTAL</b>		<b>28,74,262</b>	<b>45,85,040</b>	<b>24,47,359</b>	<b>91,90,208</b>	<b>89,93,210</b>	<b>4,37,789.0</b>

*\*In addition to State supply, local procurement is also done.*



# Department of Health & Family Welfare Govt. of West Bengal

## WEST BENGAL COVID-19 HEALTH BULLETIN – 21<sup>st</sup> FEBRUARY 2021

IX

DETAILS OF TESTING LABS

S. No.	Name of Testing Lab	Samples Tested	Method of Testing	Functional WEF
1	NICED	1,85,814	RT-PCR	Since Beginning
2	SSKM	2,69,801	RT-PCR	17-Mar
3	Medinipur MCH	1,53,523	RT-PCR	24-Mar
4	North Bengal MCH	3,07,873	RT-PCR	29-Mar
5	School of Tropical Medicine	2,12,223	RT-PCR	01-Apr
6	Apollo Hospital	47,136	RT-PCR	06-Apr
7	Tata Medical Centre	19,269	RT-PCR	06-Apr
8	Malda MCH	2,24,685	RT-PCR	08-Apr
9	Dr. Lal Pathlab	2,01,634	RT-PCR	17-Apr
10	Command Hospital	32,283	RT-PCR	17-Apr
11	CNCI	20,848	RT-PCR	22-Apr
12	RG Kar MCH	2,38,045	RT-PCR	24-Apr
13	SURAKSHA	1,17,615	RT-PCR	24-Apr
14	Murshidabad MCH	1,72,458	RT-PCR	26-Apr
15	Peerless	55,754	RT-PCR	30-Apr
16	Burdwan MCH	1,70,413	RT-PCR	06-May
17	MCH Kolkata	1,00,737	RT-PCR	08-May
18	NRS MCH	1,16,079	RT-PCR	12-May
19	Sanaka Hospitals	97,463	RT-PCR	12-May
20	Medica Hospital	1,09,221	RT-PCR	15-May
21	Bankura MCH	1,45,982	RT-PCR	22-May
22	Suri DH	1,26,898	RT-PCR	22-May
23	Coochbehar GMCH	1,49,178	RT-PCR	06-Jun
24	COMJNM Kalyani	1,58,816	RT-PCR	10-Jun
25	Desun Hospital	5,609	RT-PCR	17-Jun
26	RN Tagore Hospital	30,237	RT-PCR	24-Jun
27	Raigunj MCH	78,101	RT-PCR	26-Jun
28	Jagannath Gupta Institute of Medical Sciences	4,040	RT-PCR	06-Jul
29	ESI-Postgraduate Institute of Medical Science and Research	9,418	RT-PCR	16-Jul
30	Remedy Lifecare, Kolkata	10,666	RT-PCR	21-Jul
31	AMRI Dhakuria	40,482	RT-PCR	19-May
32	Rampurhat MCH	74,429	RT-PCR	19-May
33	CNMCH	62,588	RT-PCR	20-May
34	DH GMCH	1,35,943	RT-PCR	20-May
35	COMSDH	45,439	RT-PCR	27-May
36	Purulia Govt. MCH	84,522	RT-PCR	03-Jun
37	SRL Lab	1,01,198	RT-PCR	18-Jun
38	Probe diagnostics	29,789	RT-PCR	14-Aug
39	Pulse Diagnostics	46,070	RT-PCR	12-Sept
40	RB Diagnostic Kolkata	36,274	RT-PCR	20-Sept
41	Purba Medinipur DH	21,908	RT-PCR	24-Sept
42	B.P. Poddar Hospital & Medical Research Ltd	1,565	RT-PCR	27-Oct
43	Swastik Clinic & Seva Sadan Pvt. Ltd., Birbhum	201	RT-PCR	27-Oct
44	Repromed Diagnostic Ltd	10,714	RT-PCR	24-Sept
45	Gouri Devi Institute of Medical Sciences and Hospital	1,298	RT-PCR	7-Nov
46	IQ City Medical College Durgapur	2,481	RT-PCR	4-Dec
47	Imambara DH, Hooghly	5,778	RT-PCR	15-Dec
48	Saroj Gupta Cancer Center & Research Institute	1040	RT-PCR	23-Dec
49	Lasco Medicare Pvt. Ltd. Howrah	319	RT-PCR	5-Jan
50	Icare Institute of Medical Sciences and Research	157	RT-PCR	25-Jan
51	AMRI Salt Lake	14,450	CBNAAT	01-May
52	CMRI	13,957	CBNAAT	13-May

Note: Average tests per CBNAAT and TRUENAT machines are 32 per day and 16 per day respectively



# Department of Health & Family Welfare Govt. of West Bengal

## WEST BENGAL COVID-19 HEALTH BULLETIN – 21<sup>st</sup> FEBRUARY 2021

IX

DETAILS OF TESTING LABS

S. No.	Name of Testing Lab	Samples Tested	Method of Testing	Functional WEF
53	Asansol DH	2,283	TRUENAT	19-May
54	Jhargram DH	2,675	TRUENAT	19-May
55	Falakata SSH	3,804	TRUENAT	20-May
56	Balurghat DH	2,528	TRUENAT	22-May
57	Serampore DH	1,168	TRUENAT	25-May
58	Uluberia SSH	1,784	TRUENAT	27-May
59	Jangipur SDH	1,685	TRUENAT	27-May
60	Egra SDH	526	TRUENAT	27-May
61	MR Bangur Hospital	415	TRUENAT	28-May
62	Chanchal SDH	557	TRUENAT	28-May
63	Biswa Bangla Krirangan COVID Hospital	83,533	TRUENAT	31-May
64	Woodlands	7,333	CBNAAT	11-Jun
65	Alipurduar DH	1,542	TRUENAT	16-Jun
66	Basirhat DH	331	TRUENAT	19-Jun
67	Anandaloke Sonoscan, Siliguri	5,399	TRUENAT	27-Jun
68	Gangarampur SDH	1,174	CBNAAT	16-Jul
69	Contai SDH	1,891	TRUENAT	20-Jul
70	ILS hospital	1,681	TRUENAT	25-Jul
71	Uttar Latabari DH	96	TRUENAT	04-Aug
72	Nandigram SSH/DH	790	TRUENAT	04-Aug
73	Panskura Hospital	430	TRUENAT	06-Aug
74	Chittaranjan Seva Sadan Hospital	1,692	TRUENAT	10-Aug
75	Dr. PK Saha Hospital, Coochbihar	3,499	TRUENAT	11-Aug
76	Salt Lake SDH	846	TRUENAT	13-Aug
77	Charnock Hospital	4,646	TRUENAT	14-Aug
78	Gabberia SGH	161	TRUENAT	15-Aug
79	Spandan Disgnostic Center	7,210	TRUENAT	16-Aug
80	Kakdwip SSH	249	TRUENAT	17-Aug
81	Mal SSH	180	TRUENAT	18-Aug
82	Howrah DH	169	TRUENAT	21-Aug
83	Sagardighi SSH	376	TRUENAT	2-Sept
84	Domkal SSH	164	TRUENAT	6-Sept
85	Udaynarayanpur SGH Howrah	52	TRUENAT	7- Sept
86	GD Hospital & Diabetes Institute, Howrah	1,097	CBNAAT	8-Sept
87	Nightingale Diagnostic & Medicare Centre	2,838	TRUENAT	12-Sept
88	Bhagirathi Neotia Woman * Child Care Centre	419	CBNAAT	16-Sept
89	Krishnanagar DTC	170	TRUENAT	29-Sept
90	Mission Hospital, Durgapur	7,340	TRUENAT	29-Sept
91	Medinova, Kolkata	2,638	TRUENAT	1-Oct
92	MSS Bansal Medical, Kolkata	5,138	TRUENAT	2-Oct
93	TLJ, SGH, Howrah	90	TRUENAT	2-Oct
94	Narayan Memorial Hospital, Kolkata	492	TRUENAT	2-Oct
95	Kalimpong DH	335	TRUENAT	6-Oct
96	Mirik BPHC, Darjeeling	136	TRUENAT	9-Oct
97	Barjore SSH, Bankura	250	TRUENAT	11-Oct
98	Darjeeling DH	217	TRUENAT	11-Oct
99	Metropolis Kolkata	17,186	TRUENAT	14-Oct
100	Laboratory Services, Healthworld Hospitals, Durgapur	1,674	TRUENAT	4-Dec
101	Neotia Getwel Healthcare Centre, Siliguri	142	CBNAAT	9-Jan
102	Arogya Niketan Nursing Home	99	TRUENAT	16-Jan
103	Ruby General Hospital	180	CBNAAT	20-Jan
104	Antigen Test done within the State	37,59,960	-	-
105	Samples Tested in Labs Outside the State	1,85,704	RT-PCR	-
<b>TOTAL</b>		<b>84,29,395</b>		

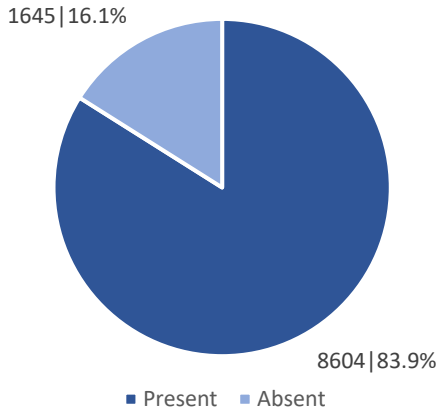
Note: Average tests per CBNAAT and TRUENAT machines are 32 per day and 16 per day respectively



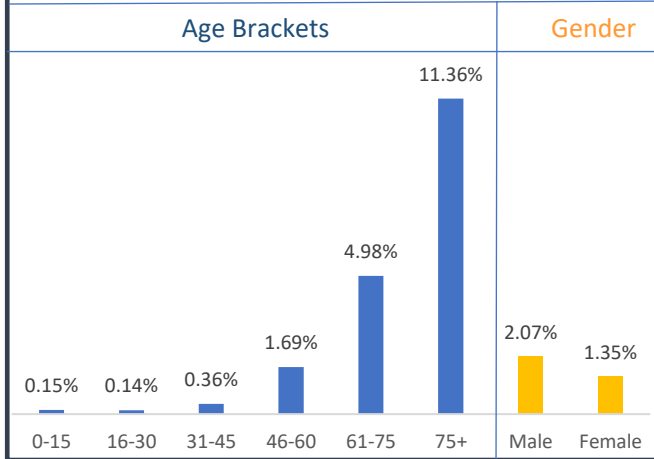
WEST BENGAL COVID-19 HEALTH BULLETIN – 21<sup>st</sup> FEBRUARY 2021

X

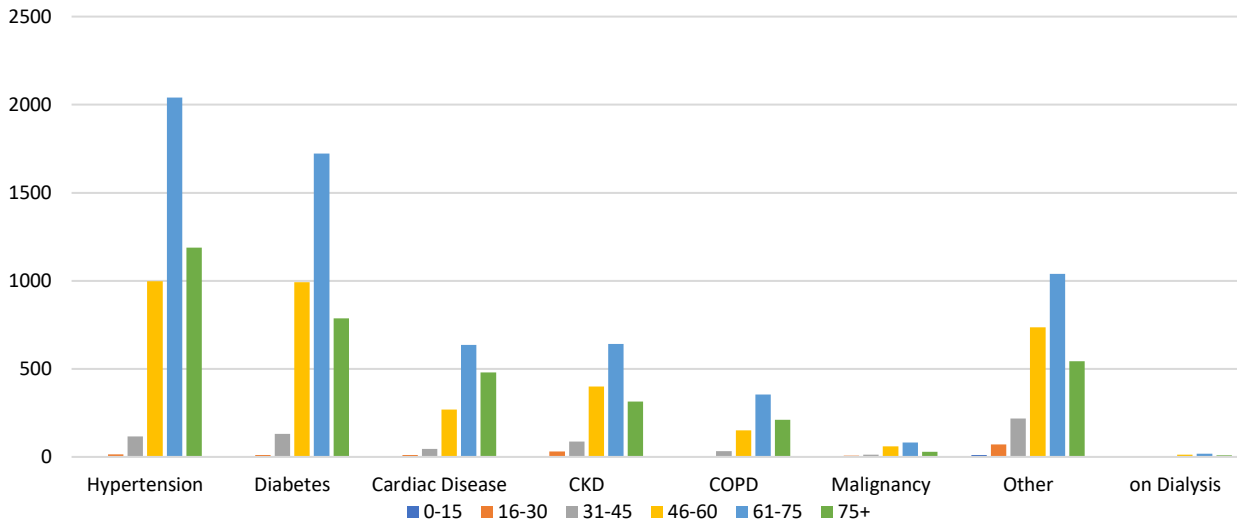
**Comorbidity Status in Deceased Cases (n=10,249)**



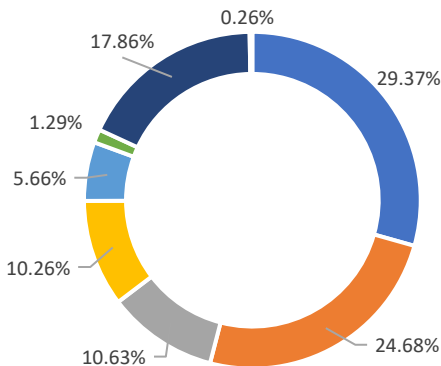
**Fatality Rate in Respective Age Brackets & Gender Group**



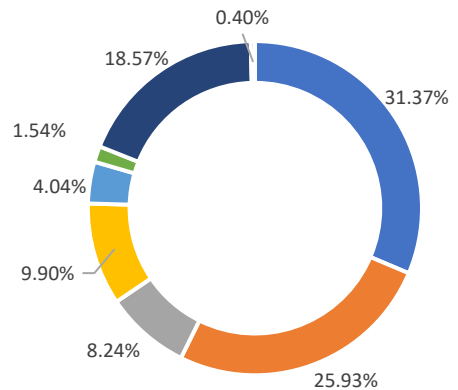
**Age Group Wise Comorbidities Among Deceased**



**Share of Comorbidities in Male**



**Share of Comorbidities in Female**



FATALITY ANALYSIS



# Department of Health & Family Welfare Govt. of West Bengal

## WEST BENGAL COVID-19 HEALTH BULLETIN – 21<sup>st</sup> FEBRUARY 2021

**XI**
**EQUIPMENT SUPPLY**

S. No	Equipment	Ordered by State Govt.	Received Yesterday	Total Received by State Govt.	Order Pending
1	PPEs	32.10 L	2,000	28.03 L	4.07 L
2	N95/FFP2 Masks	47.20 L	10,000	44.89 L	2.31 L
3	Regular Masks	123.84 L	20,000	96.10 L	27.74 L
4	Hand Sanitizers (In Ltrs.)	4.31 L	1,000	4.20 L	0.11 L
5	Gloves	95.00 L	20,000	86.80 L	8.20 L
6	Thermal Guns	20,000	NIL	20,000	NIL

**XII**
**DEDICATED COVID-19 HELPLINE (24 X 7)**

1. Dedicated COVID-19 Helpline : **1800 313 444 222**
2. Direct Telemedicine Line : **033 23576001**
3. Ambulance Service : **033 40902929**
4. COVID Telemedicine App "[Covid Telemedicine WB](#)" on Google Play Store
  - These services include allocation of beds in Govt. hospitals and Safe Homes
  - Telemedicine for citizens at large and those in home isolation
  - Ambulance service includes guidance and provision of Govt. ambulance
5. Tele-Psychological counselling services have started since August 1<sup>st</sup>, 2020.

### General Queries

1	A	Total Queries addressed in last 24 hours	732
	B	Total Queries addressed till 20 <sup>th</sup> February	15,63,745

### Telemedicine

2	A	Total consultations given in last 24 hours	255
	B	Total consultations given till 20 <sup>th</sup> February	5,79,384

### Ambulance Services

3	A	Ambulances assigned in last 24 hours	25
	B	Total calls received in last 24 hours	25

### Tele-Psychological Counselling

4	A	Counselling given in last 24 hours	290
	B	Counselling given till 20 <sup>th</sup> February	2,88,138

### State Government Interventions :

- Weekly death rate is 1.94%. Both death rate and Infection rate are showing a downward trend.
- Status of availability of beds for COVID positive patients in government and private hospitals is available at Health & FW Department's website: [www.wbhealth.gov.in](http://www.wbhealth.gov.in)
- Safe Homes : An initiative by the Government of West Bengal for care and treatment of asymptomatic/mild symptomatic COVID patients for whom home isolation is not possible /advisable
- As per State Government advisory Satellite Health Facilities are being developed by private hospitals in close vicinity of their hospitals as separate health facility for treatment of asymptomatic/mild symptomatic COVID patients. This intervention is expected to free beds in the hospitals for serious patients.

All the guidelines and orders relating to Covid-19 are posted on [www.wbhealth.gov.in](http://www.wbhealth.gov.in)

You can follow us on :

Facebook at: <https://www.facebook.com/wbdhfw/>

Twitter at: <https://twitter.com/wbdhfw>