



# Department of Health & Family Welfare Govt. of West Bengal

## WEST BENGAL COVID-19 HEALTH BULLETIN – 21<sup>st</sup> DECEMBER 2020

### Active COVID-19 Cases as on 21<sup>st</sup> December: 16,903

I		
S. No	Subject	Number
1	Total COVID-19 Cases till 20 <sup>th</sup> December	5,36,828
2	New COVID-19 Cases on 21 <sup>st</sup> December	1,515
<b>3</b>	<b>Total COVID-19 Cases till 21<sup>st</sup> December (1+2)</b>	<b>5,38,343</b>
4	Total Discharged	5,12,039 (+2,342)
5	Total Deaths as on 21 <sup>st</sup> December*	9,401 (+41)
<b>6</b>	<b>Active COVID-19 Cases as on 21<sup>st</sup> December</b>	<b>16,903 (-868)</b>
7	Discharge Rate (4/3)	95.11%

Note: All figures updated till 9AM, 21<sup>st</sup> December

#Daily increase/decrease with respect to previous day is shown as (+/-)

\*Complete analysis can be referred from **Section X**, (Page no. 5)

II		
S. No	Subject	Number
1	Samples Tested till 20 <sup>th</sup> December	67,06,320
2	Samples Tested on 21 <sup>st</sup> December	29,422
<b>3</b>	<b>Total Number of Samples Tested till 21<sup>st</sup> December (1+2)</b>	<b>67,35,742</b>
4	Tests per Million population	74,842
5	% of Positive Cases out of Samples Tested	7.99%
6	Total Testing Laboratories*	97
7	Testing Laboratories added this week	1
8	Testing Laboratories pending approval	1

\*Detailed breakup of these laboratories is given on **Page 4 and Page 5**

III		
S. No	Subject	Number
1	Total Number of Hospitals dedicated for treating COVID-19	102
2	Total Number of Govt. Hospitals dedicated for treating COVID-19	45
3	Total Number of Pvt. Hospitals requisitioned for treating COVID-19	57
4	Total Number of earmarked COVID-19 Beds	13,588
5	% Occupancy in COVID Beds	16.32%
6	Total ICU/HDU Beds in the COVID Hospitals	2,523
7	Total Number of Ventilators in the COVID Hospitals	1,279

IV		
Home Quarantine		
S. No	Subject	Number
1	Total Home Quarantined People	11,56,749
2	Total number of people currently in Home Quarantine	81,791
3	Total number of people released from Home Quarantine	10,74,958
1	Total Number of Safe Homes	200
2	Total Number of Beds in Safe Homes	11,507
3	Total Number of Patients in Safe Homes currently	247



# Department of Health & Family Welfare Govt. of West Bengal

## WEST BENGAL COVID-19 HEALTH BULLETIN – 21<sup>st</sup> DECEMBER 2020

V

DISTRICT SNAPSHOT#

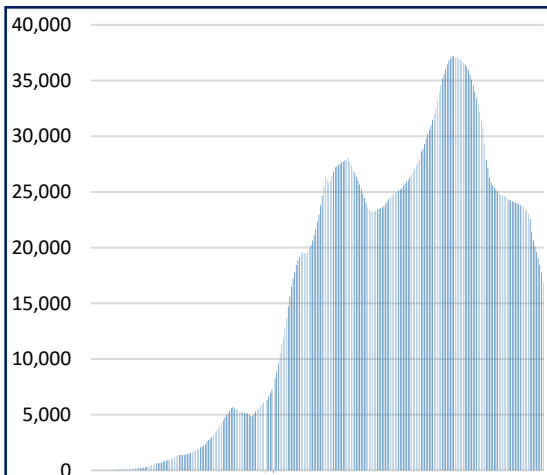
1	2	3	4	5	6 = 3-4-5	7
S. No	District	Total Cases	Total Discharged	Total Deaths	Total Active Cases	Last Reported Case
1	Alipurduar	7,569 <sup>+17</sup>	7,422 <sup>+16</sup>	85	62 <sup>+1</sup>	20- Dec
2	Coochbehar	11,454 <sup>+29</sup>	11,010 <sup>+34</sup>	68	376 <sup>-5</sup>	20- Dec
3	Darjeeling	17,313 <sup>+80</sup>	16,578 <sup>+87</sup>	195	540 <sup>-7</sup>	20- Dec
4	Kalimpong	2,086 <sup>+20</sup>	2,007 <sup>+9</sup>	23	56 <sup>+11</sup>	20- Dec
5	Jalpaiguri	13,990 <sup>+51</sup>	13,376 <sup>+52</sup>	154 <sup>+1</sup>	460 <sup>-2</sup>	20- Dec
6	Uttar Dinajpur	6,296 <sup>+12</sup>	6,026 <sup>+15</sup>	71 <sup>+1</sup>	199 <sup>-4</sup>	20- Dec
7	Dakshin Dinajpur	8,028 <sup>+16</sup>	7,863 <sup>+14</sup>	68	97 <sup>+2</sup>	20- Dec
8	Malda	12,278 <sup>+45</sup>	11,809 <sup>+35</sup>	109	360 <sup>+10</sup>	20- Dec
9	Murshidabad	11,719 <sup>+30</sup>	11,169 <sup>+31</sup>	141 <sup>+1</sup>	409 <sup>-2</sup>	20- Dec
10	Nadia	20,942 <sup>+77</sup>	19,932 <sup>+83</sup>	274 <sup>+2</sup>	736 <sup>-8</sup>	20- Dec
11	Birbhum	9,306 <sup>+53</sup>	8,859 <sup>+57</sup>	82	365 <sup>-4</sup>	20- Dec
12	Purulia	6,737 <sup>+38</sup>	6,395 <sup>+16</sup>	44 <sup>+1</sup>	298 <sup>+21</sup>	20- Dec
13	Bankura	11,070 <sup>+51</sup>	10,545 <sup>+50</sup>	88	437 <sup>+1</sup>	20- Dec
14	Jhargram	2,896 <sup>+2</sup>	2,815 <sup>+6</sup>	19	62 <sup>-4</sup>	20- Dec
15	Paschim Medinipur	19,468 <sup>+33</sup>	18,531 <sup>+54</sup>	286 <sup>+2</sup>	651 <sup>-23</sup>	20- Dec
16	Purba Medinipur	19,666 <sup>+72</sup>	18,658 <sup>+79</sup>	264 <sup>+1</sup>	744 <sup>-8</sup>	20- Dec
17	Purba Bardhaman	11,958 <sup>+45</sup>	11,381 <sup>+84</sup>	92	485 <sup>-39</sup>	20- Dec
18	Paschim Bardhaman	14,933 <sup>+62</sup>	14,109 <sup>+75</sup>	143 <sup>+1</sup>	681 <sup>-14</sup>	20- Dec
19	Howrah	33,890 <sup>+44</sup>	32,054 <sup>+144</sup>	974 <sup>+5</sup>	862 <sup>-105</sup>	20- Dec
20	Hooghly	27,794 <sup>+95</sup>	26,471 <sup>+143</sup>	449 <sup>+4</sup>	874 <sup>-52</sup>	20- Dec
21	North 24 Parganas	1,13,430 <sup>+291</sup>	1,08,051 <sup>+527</sup>	2,246 <sup>+9</sup>	3,133 <sup>-245</sup>	20- Dec
22	South 24 Parganas	35,339 <sup>+58</sup>	33,681 <sup>+174</sup>	651 <sup>+4</sup>	1,007 <sup>-120</sup>	20- Dec
23	Kolkata	1,20,115 <sup>+294</sup>	1,13,234 <sup>+557</sup>	2,872 <sup>+9</sup>	4,009 <sup>-272</sup>	20- Dec
24	Other State	66	63	3	0	6-June
<b>TOTAL</b>		<b>5,38,343<sup>+1,515</sup></b>	<b>5,12,039<sup>+2,342</sup></b>	<b>9,401<sup>+41</sup></b>	<b>16,903<sup>-868</sup></b>	

#District Wise data is subject to verification and may change

#Daily increase/decrease with respect to previous day is in superscript as +/- (Eg: +4)

VI

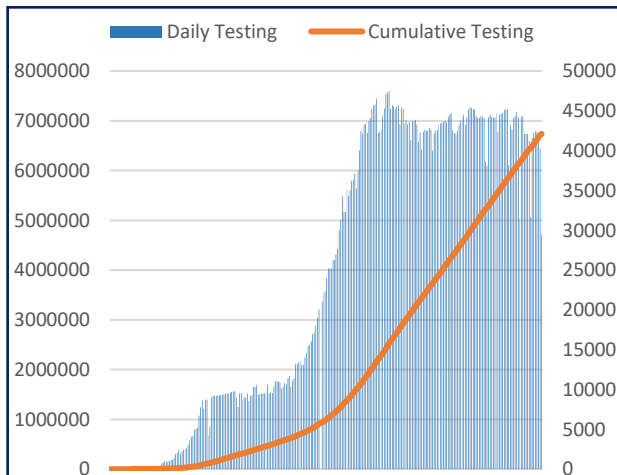
DAILY CUMULATIVE ACTIVE COVID-19 CASES



17<sup>th</sup> March to 21<sup>st</sup> Dec

VII

SAMPLES TESTED (Daily and Cumulative)



17<sup>th</sup> March to 21<sup>st</sup> Dec



Department of Health & Family Welfare  
Govt. of West Bengal

WEST BENGAL COVID-19 HEALTH BULLETIN – 21<sup>st</sup> DECEMBER 2020

VIII

UNIT WISE EQUIPMENT SUPPLY (CUMULATIVE)

S. No.	Unit Name	PPE	N95/FFP2	Regular Masks		Gloves	Sanitizer (In ltr.)
				Reusable Mask	Disposable Mask		
1	Alipurduar	17,800	25,250	13,400	1,00,900	74,200	5,092.0
2	Bankura	43,950	44,700	27,300	1,61,550	1,04,200	7,248.0
3	Birbhum	36,150	25,300	32,400	96,050	49,700	6,171.0
4	Bishnupur HD	14,850	30,600	54,600	1,25,250	1,15,200	5,911.0
5	Coochbehar	32,100	29,450	26,950	41,100	7,200	4,354.0
6	Dakshin Dinajpur	20,400	19,150	21,500	1,21,600	83,700	4,921.0
7	Darjeeling	51,250	50,650	22,900	32,200	10,700	4,298.0
8	Diamond Harbour HD	41,250	31,300	28,000	1,07,550	1,01,500	4,034.0
9	Hooghly	62,870	50,250	47,000	1,74,200	1,59,100	11,041.0
10	Howrah	1,10,450	73,000	63,780	2,02,550	2,28,200	6,531.0
11	Jalpaiguri	34,800	35,600	45,550	1,11,000	61,200	5,863.0
12	Jhargram	16,250	15,100	24,890	57,050	56,200	4,193.0
13	Kalimpong	21,150	20,900	19,000	68,050	35,200	4,370.5
14	Malda	26,100	22,700	26,000	87,100	95,700	7,151.0
15	Murshidabad	34,333	50,380	48,700	1,43,100	1,40,200	10,080.0
16	Nadia	61,070	37,240	37,100	1,48,050	1,32,700	5,631.0
17	North 24 Parganas	97,800	72,740	31,440	1,89,000	1,23,700	7,383.5
18	Basirhat HD	42,820	44,230	32,280	1,44,050	1,65,000	5,447.0
19	Paschim Bardhaman	36,350	33,100	17,780	1,21,000	1,15,900	2,057.0
20	Paschim Medinipur	32,450	45,300	41,090	1,55,050	1,37,700	7,235.0
21	Purba Bardhaman	58,650	51,700	27,100	1,36,550	1,38,700	9,443.0
22	Purba Medinipur	53,550	39,200	33,220	87,050	94,100	1,731.0
23	Nandigram HD	17,250	31,100	30,640	1,21,050	80,200	7,029.0
24	Purulia	49,950	34,100	52,700	1,48,550	1,21,700	7,421.0
25	Rampurhat HD	24,150	29,000	30,300	61,550	74,500	5,637.0
26	South 24 Parganas	55,950	32,600	33,400	1,07,250	1,10,400	2,141.0
27	Uttar Dinajpur	35,750	43,550	43,850	1,13,050	1,31,700	5,853.0
28	Bankura S MC&H	20,500	44,650	10,200	1,82,500	1,86,400	2,660.0
29	Coochbehar MC&H	13,800	14,900	14,600	53,500	83,500	3,442.0
30	NB MC&H	40,350	96,000	20,000	2,24,200	2,25,500	7,890.0
31	Diamond Harbour MC&H	13,300	22,700	10,100	1,47,500	1,45,000	3,898.0
32	Malda MC&H	18,800	69,100	13,100	1,88,500	2,07,500	5,968.0
33	Murshidabad MC&H	30,130	70,450	14,600	1,29,000	1,84,500	2,340.0
34	Bardhaman MC&H	23,900	34,100	17,500	1,89,500	2,12,500	3,248.0
35	Medinipur MC&H	55,800	71,700	34,100	2,52,000	1,92,000	11,198.0
36	Purulia MC&H	13,300	19,900	51,600	99,500	1,12,000	4,098.0
37	Rampurhat MC&H	21,400	25,400	17,600	40,000	67,500	10,048.0
38	Raiganj MC&H	14,100	11,900	13,100	56,500	77,000	1,990.0
39	JNM MC&H	17,400	21,000	24,000	45,000	44,000	2,672.0
40	Sagar Dutta MC&H	64,520	89,330	17,600	1,75,550	1,88,000	7,478.0
41	ID & BG Hospital	45,050	58,800	20,600	1,01,100	77,500	2,671.0
42	RG Kar MCH	40,850	65,000	15,800	3,01,050	3,10,200	7,007.0
43	NRS MCH	61,250	91,000	30,800	2,14,550	1,99,200	4,690.0
44	IPGMER & SSKMH	98,900	1,08,590	66,600	4,29,050	4,09,500	14,617.0
45	Medical College, Kolkata	1,54,450	1,41,000	20,800	3,25,050	3,82,500	8,762.0
46	CNMCH	52,350	47,800	23,150	1,33,500	99,500	3,472.0
47	Other Govt Dept/Institutions	4,13,701	3,75,995	2,25,688	10,64,021	9,88,752	55,555.0
48	Stock in hand-In Transit	3,99,968	12,62,535	8,72,951	4,12,187	4,67,158	53,818.0
<b>TOTAL</b>		<b>27,43,262</b>	<b>37,60,040</b>	<b>24,47,359</b>	<b>79,25,208</b>	<b>76,08,210</b>	<b>3,75,789.0</b>

\*In addition to State supply, local procurement is also done.



# Department of Health & Family Welfare Govt. of West Bengal

## WEST BENGAL COVID-19 HEALTH BULLETIN – 21<sup>st</sup> DECEMBER 2020

IX

DETAILS OF TESTING LABS

S. No.	Name of Testing Lab	Samples Tested	Method of Testing	Functional WEF
1	NICED	1,45,949	RT-PCR	Since Beginning
2	SSKM	2,28,341	RT-PCR	17-Mar
3	Medinipur MCH	1,41,528	RT-PCR	24-Mar
4	North Bengal MCH	2,61,621	RT-PCR	29-Mar
5	School of Tropical Medicine	1,78,603	RT-PCR	01-Apr
6	Apollo Hospital	35,830	RT-PCR	06-Apr
7	Tata Medical Centre	16,908	RT-PCR	06-Apr
8	Malda MCH	1,81,130	RT-PCR	08-Apr
9	Dr. Lal Pathlab	1,71,352	RT-PCR	17-Apr
10	Command Hospital	26,025	RT-PCR	17-Apr
11	CNCI	16,989	RT-PCR	22-Apr
12	RG Kar MCH	1,89,799	RT-PCR	24-Apr
13	SURAKSHA	1,02,319	RT-PCR	24-Apr
14	Murshidabad MCH	1,31,728	RT-PCR	26-Apr
15	Peerless	43,045	RT-PCR	30-Apr
16	Burdwan MCH	1,37,101	RT-PCR	06-May
17	MCH Kolkata	86,701	RT-PCR	08-May
18	NRS MCH	89,196	RT-PCR	12-May
19	Sanaka Hospitals	91,763	RT-PCR	12-May
20	Medica Hospital	94,587	RT-PCR	15-May
21	Bankura MCH	1,17,117	RT-PCR	22-May
22	Suri DH	1,01,032	RT-PCR	22-May
23	Coochbehar GMCH	1,03,017	RT-PCR	06-Jun
24	COMJNM Kalyani	1,32,480	RT-PCR	10-Jun
25	Desun Hospital	4,098	RT-PCR	17-Jun
26	RN Tagore Hospital	21,018	RT-PCR	24-Jun
27	Raigunj MCH	67,664	RT-PCR	26-Jun
28	Jagannath Gupta Institute of Medical Sciences	3,380	RT-PCR	06-Jul
29	ESI-Postgraduate Institute of Medical Science and Research	6,811	RT-PCR	16-Jul
30	Remedy Lifecare, Kolkata	7,930	RT-PCR	21-Jul
31	AMRI Dhakuria	32,132	RT-PCR	19-May
32	Rampurhat MCH	53,184	RT-PCR	19-May
33	CNMCH	41,642	RT-PCR	20-May
34	DH GMCH	84,472	RT-PCR	20-May
35	COMSDH	35,049	RT-PCR	27-May
36	Purulia Govt. MCH	57,893	RT-PCR	03-Jun
37	SRL Lab	67,550	RT-PCR	18-Jun
38	Probe diagnostics	15,687	RT-PCR	14-Aug
39	Pulse Diagnostics	27,264	RT-PCR	12-Sept
40	RB Diagnostic Kolkata	20,780	RT-PCR	20-Sept
41	Purba Medinipur DH	11,538	RT-PCR	24-Sept
42	B.P. Poddar Hospital & Medical Research Ltd	674	RT-PCR	27-Oct
43	Swastik Clinic & Seva Sadan Pvt. Ltd., Birbhum	144	RT-PCR	27-Oct
44	Repromed Diagnostic Ltd	4,990	RT-PCR	24-Sept
45	Gouri Devi Institute of Medical Sciences and Hospital	393	RT-PCR	7-Nov
46	IQ City Medical College Durgapur	664	RT-PCR	4-Dec
47	Imambara DH, Hooghly	176	RT-PCR	15-Dec
48	AMRI Salt Lake	11,312	CBNAAT	01-May
49	CMRI	9,649	CBNAAT	13-May
50	Asansol DH	2,150	TRUENAT	19-May

Note: Average tests per CBNAAT and TRUENAT machines are 32 per day and 16 per day respectively



# Department of Health & Family Welfare Govt. of West Bengal

## WEST BENGAL COVID-19 HEALTH BULLETIN – 21<sup>st</sup> DECEMBER 2020

IX

DETAILS OF TESTING LABS

S. No.	Name of Testing Lab	Samples Tested	Method of Testing	Functional WEF
51	Jhargram DH	2,266	TRUENAT	19-May
52	Falakata SSH	3,800	TRUENAT	20-May
53	Balurghat DH	2,149	TRUENAT	22-May
54	Serampore DH	1,138	TRUENAT	25-May
55	Uluberia SSH	1,669	TRUENAT	27-May
56	Jangipur SDH	1,606	TRUENAT	27-May
57	Egra SDH	524	TRUENAT	27-May
58	MR Bangur Hospital	399	TRUENAT	28-May
59	Chanchal SDH	557	TRUENAT	28-May
60	Biswa Bangla Krirangan COVID Hospital	76,000	TRUENAT	31-May
61	Woodlands	5,294	CBNAAT	11-Jun
62	Alipurduar DH	1,542	TRUENAT	16-Jun
63	Basirhat DH	330	TRUENAT	19-Jun
64	Anandaloke Sonoscan, Siliguri	3,829	TRUENAT	27-Jun
65	Gangarampur SDH	1,102	CBNAAT	16-Jul
66	Contai SDH	825	TRUENAT	20-Jul
67	ILS hospital	1,432	TRUENAT	25-Jul
68	Uttar Latabari DH	89	TRUENAT	04-Aug
69	Nandigram SSH/DH	790	TRUENAT	04-Aug
70	Panskura Hospital	393	TRUENAT	06-Aug
71	Chittaranjan Seva Sadan Hospital	1,602	TRUENAT	10-Aug
72	Dr. PK Saha Hospital, Coochbihar	2,622	TRUENAT	11-Aug
73	Salt Lake SDH	728	TRUENAT	13-Aug
74	Charnock Hospital	3,172	TRUENAT	14-Aug
75	Gabberia SGH	144	TRUENAT	15-Aug
76	Spandan Disgnostic Center	5,496	TRUENAT	16-Aug
77	Kakdwip SSH	188	TRUENAT	17-Aug
78	Mal SSH	87	TRUENAT	18-Aug
79	Howrah DH	143	TRUENAT	21-Aug
80	Sagardighi SSH	273	TRUENAT	2-Sept
81	Domkal SSH	164	TRUENAT	6-Sept
82	Udaynarayanpur SGH Howrah	45	TRUENAT	7- Sept
83	GD Hospital & Diabetes Institute, Howrah	737	CBNAAT	8-Sept
84	Nightingale Diagnostic & Medicare Centre	1,315	TRUENAT	12-Sept
85	Bhagirathi Neotia Woman * Child Care Centre	240	CBNAAT	16-Sept
86	Krishnanagar DTC	124	TRUENAT	29-Sept
87	Mission Hospital, Durgapur	4,163	TRUENAT	29-Sept
88	Medinova, Kolkata	1,778	TRUENAT	1-Oct
89	MSS Bansal Medical, Kolkata	2,871	TRUENAT	2-Oct
90	TLJ, SGH, Howrah	23	TRUENAT	2-Oct
91	Narayan Memorial Hospital, Kolkata	234	TRUENAT	2-Oct
92	Kalimpong DH	294	TRUENAT	6-Oct
93	Mirik BPHC, Darjeeling	136	TRUENAT	9-Oct
94	Barjore SSH, Bankura	111	TRUENAT	11-Oct
95	Darjeeling DH	121	TRUENAT	11-Oct
96	Metropolis Kolkata	5,085	TRUENAT	14-Oct
97	Laboratory Services, Healthworld Hospitals, Durgapur	390	TRUENAT	4-Dec
98	<i>Antigen Test done within the State</i>	30,41,997	-	-
99	<i>Samples Tested in Labs Outside the State</i>	1,43,320	RT-PCR	-
<b>TOTAL</b>		<b>67,35,742</b>		

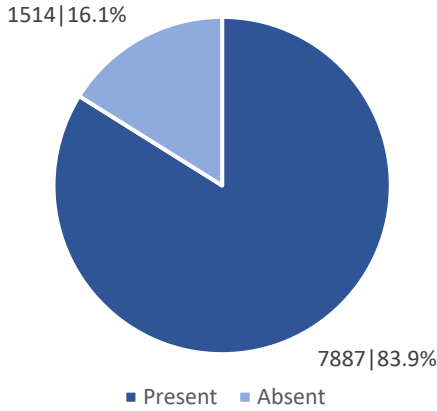
**Note:** Average tests per CBNAAT and TRUENAT machines are 32 per day and 16 per day respectively



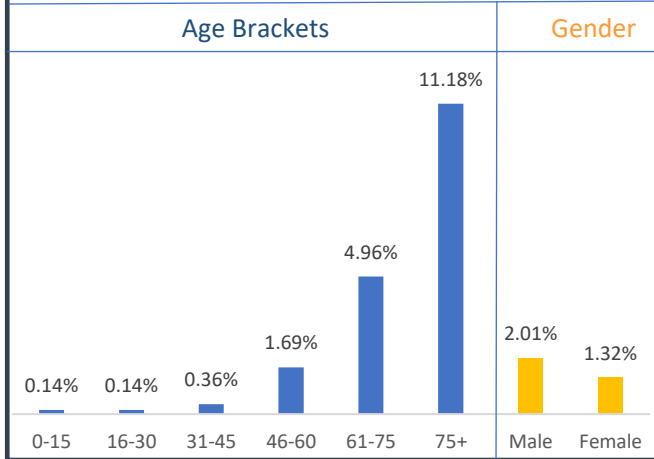
WEST BENGAL COVID-19 HEALTH BULLETIN – 21<sup>st</sup> DECEMBER 2020

X

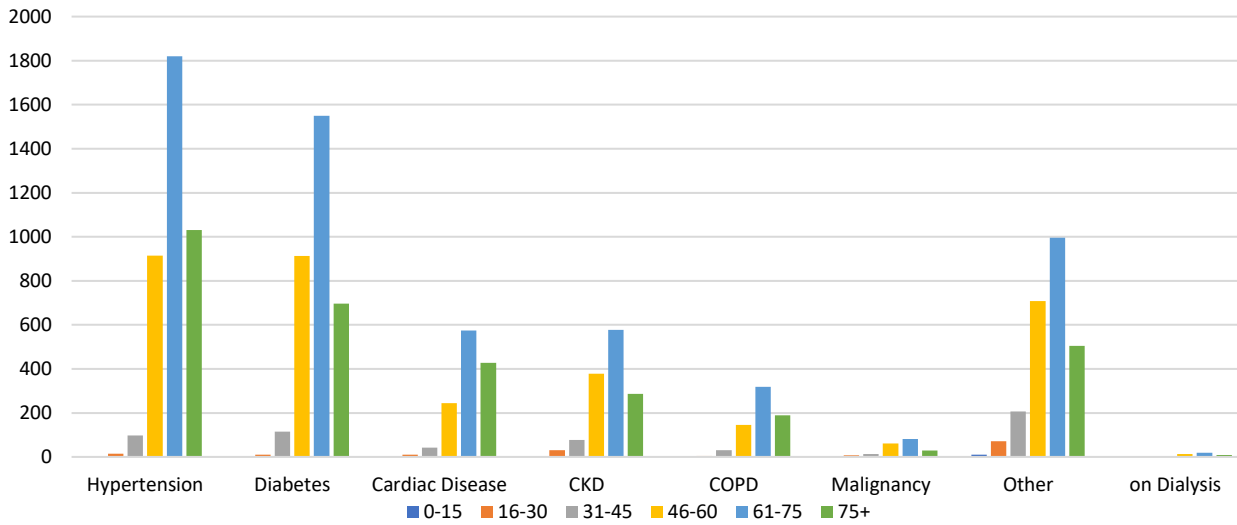
**Comorbidity Status in Deceased Cases (n=9,401)**



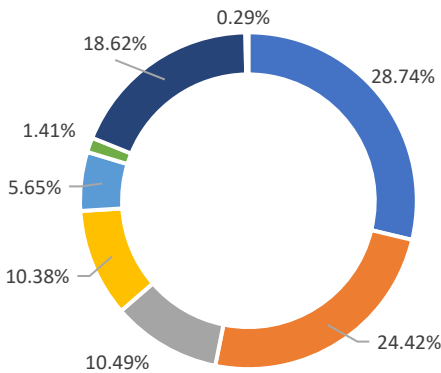
**Fatality Rate in Respective Age Brackets & Gender Group**



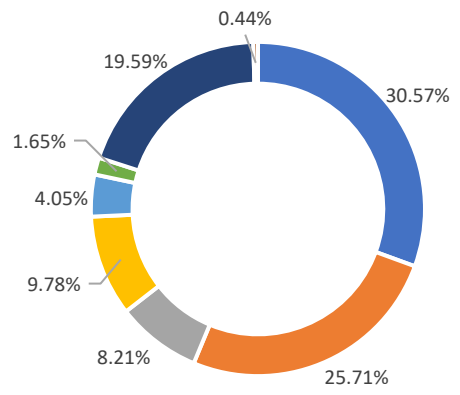
**Age Group Wise Comorbidities Among Deceased**



**Share of Comorbidities in Male**



**Share of Comorbidities in Female**



FATALITY ANALYSIS



# Department of Health & Family Welfare Govt. of West Bengal

## WEST BENGAL COVID-19 HEALTH BULLETIN – 21<sup>st</sup> DECEMBER 2020

**XI**
**EQUIPMENT SUPPLY**

S. No	Equipment	Ordered by State Govt.	Received Yesterday	Total Received by State Govt.	Order Pending
1	PPEs	32.10 L	2,000	26.72 L	5.38 L
2	N95/FFP2 Masks	41.20 L	25,000	36.64 L	4.56 L
3	Regular Masks	85.20 L	20,000	83.45 L	1.75 L
4	Hand Sanitizers (In Ltrs.)	3.61 L	1,000	3.58 L	0.03 L
5	Gloves	85.00 L	20,000	72.95 L	12.05 L
6	Thermal Guns	20,000	NIL	20,000	NIL

**XII**
**DEDICATED COVID-19 HELPLINE (24 X 7)**

1. Dedicated COVID-19 Helpline : **1800 313 444 222**
2. Direct Telemedicine Line : **033 23576001**
3. Ambulance Service : **033 40902929**
4. COVID Telemedicine App "[Covid Telemedicine WB](#)" on Google Play Store
  - These services include allocation of beds in Govt. hospitals and Safe Homes
  - Telemedicine for citizens at large and those in home isolation
  - Ambulance service includes guidance and provision of Govt. ambulance
5. Tele-Psychological counselling services have started since August 1<sup>st</sup>, 2020.

General Queries			
1	A	Total Queries addressed in last 24 hours	1,712
	B	Total Queries addressed till 20 <sup>th</sup> December	14,98,491
Telemedicine			
2	A	Total consultations given in last 24 hours	1,709
	B	Total consultations given till 20 <sup>th</sup> December	5,40,634
Ambulance Services			
3	A	Ambulances assigned in last 24 hours	303
	B	Total calls received in last 24 hours	307
Tele-Psychological Counselling			
4	A	Counselling given in last 24 hours	1,729
	B	Counselling given till 20 <sup>th</sup> December	2,35,306

### State Government Interventions :

- Weekly death rate is 1.61% .Both death rate and Infection rate are showing a downward trend.
- Status of availability of beds for COVID positive patients in government and private hospitals is available at Health & FW Department's website: [www.wbhealth.gov.in](http://www.wbhealth.gov.in)
- Safe Homes : An initiative by the Government of West Bengal for care and treatment of asymptomatic/mild symptomatic COVID patients for whom home isolation is not possible /advisable
- As per State Government advisory Satellite Health Facilities are being developed by private hospitals in close vicinity of their hospitals as separate health facility for treatment of asymptomatic/mild symptomatic COVID patients. This intervention is expected to free beds in the hospitals for serious patients.

All the guidelines and orders relating to Covid-19 are posted on [www.wbhealth.gov.in](http://www.wbhealth.gov.in)

You can follow us on :

Facebook at: <https://www.facebook.com/wbdhfw/>

Twitter at: <https://twitter.com/wbdhfw>