



# Department of Health & Family Welfare Govt. of West Bengal

## WEST BENGAL COVID-19 HEALTH BULLETIN – 20<sup>th</sup> NOVEMBER 2020

**Active COVID-19 Cases as on 20<sup>th</sup> November: 25,599**

S. No	Subject	Number
1	Total COVID-19 Cases till 19 <sup>th</sup> November	4,45,505
2	New COVID-19 Cases on 20 <sup>th</sup> November	3,626
<b>3</b>	<b>Total COVID-19 Cases till 20<sup>th</sup> November (1+2)</b>	<b>4,49,131</b>
4	Total Discharged	4,15,609 (+3,850)
5	Total Deaths as on 20 <sup>th</sup> November*	7,923 (+50)
<b>6</b>	<b>Active COVID-19 Cases as on 20<sup>th</sup> November</b>	<b>25,599 (-274)</b>
7	Discharge Rate (4/3)	92.54%

*Note: All figures updated till 9AM, 20<sup>th</sup> November*

*#Daily increase/decrease with respect to previous day is shown as (+/-)*

*\*Complete analysis can be referred from Section X, (Page no. 5)*

S. No	Subject	Number
1	Samples Tested till 19 <sup>th</sup> November	53,89,944
2	Samples Tested on 20 <sup>th</sup> November	44,159
<b>3</b>	<b>Total Number of Samples Tested till 20<sup>th</sup> November (1+2)</b>	<b>54,34,103</b>
4	Tests per Million population	60,379
5	% of Positive Cases out of Samples Tested	8.27%
6	Total Testing Laboratories*	95
7	Testing Laboratories added this week	0
8	Testing Laboratories pending approval	1

*\*Detailed breakup of these laboratories is given on Page 4 and Page 5*

S. No	Subject	Number
1	Total Number of Hospitals dedicated for treating COVID-19	101
2	Total Number of Govt. Hospitals dedicated for treating COVID-19	44
3	Total Number of Pvt. Hospitals requisitioned for treating COVID-19	57
4	Total Number of earmarked COVID-19 Beds	13,508
5	% Occupancy in COVID Beds	28.48%
6	Total ICU/HDU Beds in the COVID Hospitals	1,809
7	Total Number of Ventilators in the COVID Hospitals	1090

Home Quarantine		
1	Total Home Quarantined People	10,03,427
2	Total number of people currently in Home Quarantine	92,688
3	Total number of people released from Home Quarantine	9,10,739
Safe Homes		
1	Total Number of Safe Homes	200
2	Total Number of Beds in Safe Homes	11,507
3	Total Number of Patients in Safe Homes currently	958



# Department of Health & Family Welfare Govt. of West Bengal

## WEST BENGAL COVID-19 HEALTH BULLETIN – 20<sup>th</sup> NOVEMBER 2020

V

DISTRICT SNAPSHOT#

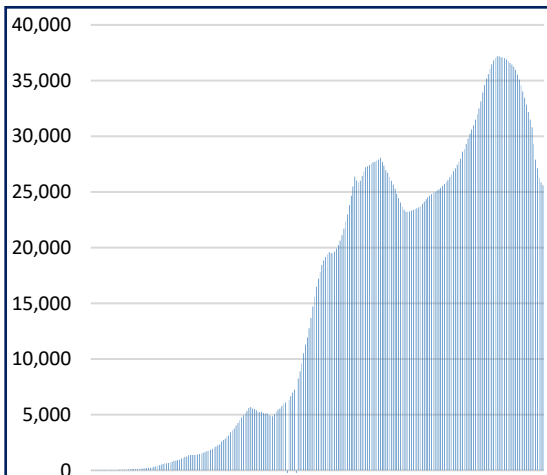
1	2	3	4	5	6 = 3-4-5	7
S. No	District	Total Cases	Total Discharged	Total Deaths	Total Active Cases	Last Reported Case
1	Alipurduar	7,022 <sup>+22</sup>	6,832 <sup>+34</sup>	80	110 <sup>-12</sup>	19- Nov
2	Coochbehar	10,148 <sup>+56</sup>	9,796 <sup>+69</sup>	57	295 <sup>-13</sup>	19- Nov
3	Darjeeling	14,244 <sup>+104</sup>	13,316 <sup>+154</sup>	168 <sup>+4</sup>	760 <sup>-54</sup>	19- Nov
4	Kalimpong	1,677 <sup>+13</sup>	1,619 <sup>+16</sup>	19	39 <sup>-3</sup>	19- Nov
5	Jalpaiguri	11,464 <sup>+85</sup>	10,639 <sup>+137</sup>	120 <sup>+2</sup>	705 <sup>-54</sup>	19- Nov
6	Uttar Dinajpur	5,512 <sup>+33</sup>	5,216 <sup>+64</sup>	57	239 <sup>-31</sup>	19- Nov
7	Dakshin Dinajpur	7,608 <sup>+23</sup>	7,318 <sup>+15</sup>	56	234 <sup>+8</sup>	19- Nov
8	Malda	11,058 <sup>+58</sup>	10,593 <sup>+49</sup>	95 <sup>+1</sup>	370 <sup>+8</sup>	19- Nov
9	Murshidabad	10,287 <sup>+48</sup>	9,736 <sup>+34</sup>	115 <sup>+2</sup>	436 <sup>+12</sup>	19- Nov
10	Nadia	16,163 <sup>+210</sup>	14,951 <sup>+268</sup>	205 <sup>+3</sup>	1,007 <sup>-61</sup>	19- Nov
11	Birbhum	7,482 <sup>+67</sup>	7,065 <sup>+97</sup>	66	351 <sup>-30</sup>	19- Nov
12	Purulia	5,856 <sup>+28</sup>	5,717 <sup>+15</sup>	38 <sup>+1</sup>	101 <sup>+12</sup>	19- Nov
13	Bankura	9,273 <sup>+115</sup>	8,928 <sup>+90</sup>	84	261 <sup>+25</sup>	19- Nov
14	Jhargram	2,327 <sup>+39</sup>	2,191 <sup>+27</sup>	14	122 <sup>+12</sup>	19- Nov
15	Paschim Medinipur	17,234 <sup>+95</sup>	16,242 <sup>+143</sup>	243	749 <sup>-48</sup>	19- Nov
16	Purba Medinipur	17,360 <sup>+96</sup>	16,254 <sup>+101</sup>	225 <sup>+2</sup>	881 <sup>-7</sup>	19- Nov
17	Purba Bardhaman	9,491 <sup>+72</sup>	8,880 <sup>+73</sup>	79	532 <sup>-1</sup>	19- Nov
18	Paschim Bardhaman	12,280 <sup>+101</sup>	11,370 <sup>+84</sup>	118 <sup>+1</sup>	792 <sup>+16</sup>	19- Nov
19	Howrah	29,432 <sup>+226</sup>	27,560 <sup>+209</sup>	835 <sup>+6</sup>	1,037 <sup>+11</sup>	19- Nov
20	Hooghly	22,886 <sup>+178</sup>	21,012 <sup>+255</sup>	381 <sup>+1</sup>	1,493 <sup>-78</sup>	19- Nov
21	North 24 Parganas	92,605 <sup>+774</sup>	84,060 <sup>+826</sup>	1,857 <sup>+16</sup>	6,688 <sup>-68</sup>	19- Nov
22	South 24 Parganas	29,516 <sup>+303</sup>	27,529 <sup>+248</sup>	527 <sup>+1</sup>	1,460 <sup>+54</sup>	19- Nov
23	Kolkata	98,140 <sup>+880</sup>	88,722 <sup>+842</sup>	2,481 <sup>+10</sup>	6,937 <sup>+28</sup>	19- Nov
24	Other State	66	63	3	0	6-June
<b>TOTAL</b>		<b>4,49,131<sup>+3,626</sup></b>	<b>4,15,609<sup>+3,850</sup></b>	<b>7,923<sup>+50</sup></b>	<b>25,599<sup>-274</sup></b>	

#District Wise data is subject to verification and may change

#Daily increase/decrease with respect to previous day is in superscript as +/- (Eg: <sup>+4</sup>)

VI

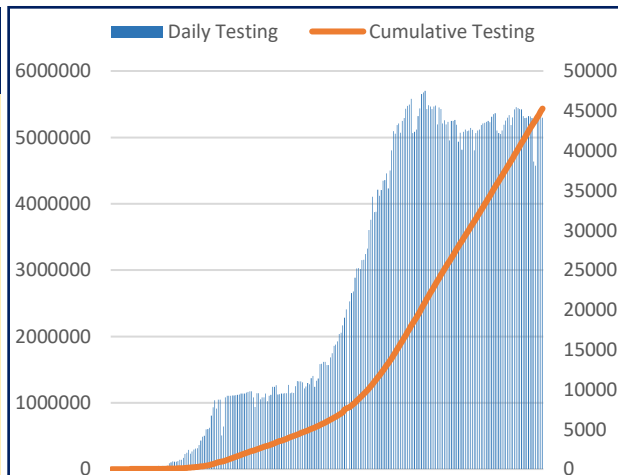
DAILY CUMULATIVE ACTIVE COVID-19 CASES



17<sup>th</sup> March to 20<sup>th</sup> Nov

VII

SAMPLES TESTED (Daily and Cumulative)



17<sup>th</sup> March to 20<sup>th</sup> Nov



Department of Health & Family Welfare  
Govt. of West Bengal

WEST BENGAL COVID-19 HEALTH BULLETIN – 20<sup>th</sup> NOVEMBER 2020

VIII

UNIT WISE EQUIPMENT SUPPLY (CUMULATIVE)

S. No.	Unit Name	PPE	N95/FFP2	Regular Masks		Gloves	Sanitizer (In ltr.)
				Reusable Mask	Disposable Mask		
1	Alipurduar	17,800	24,250	13,400	97,900	70,200	4,642.0
2	Bankura	43,950	43,700	27,300	1,61,550	1,01,200	7,148.0
3	Birbhum	36,150	24,300	32,400	96,050	44,700	5,771.0
4	Bishnupur HD	13,850	30,100	54,600	1,22,250	1,08,200	5,711.0
5	Coochbehar	32,100	27,450	26,950	41,100	7,200	4,354.0
6	Dakshin Dinajpur	20,400	18,650	21,500	1,21,600	77,200	4,921.0
7	Darjeeling	51,250	50,650	22,900	32,200	10,700	4,298.0
8	Diamond Harbour HD	39,250	30,300	28,000	1,04,550	96,500	4,034.0
9	Hooghly	60,370	49,750	47,000	1,74,200	1,44,100	11,041.0
10	Howrah	1,10,450	71,000	63,780	2,00,050	2,15,200	6,531.0
11	Jalpaiguri	34,800	34,600	45,300	1,11,000	56,200	5,663.0
12	Jhargram	13,250	13,100	24,890	54,050	51,200	4,193.0
13	Kalimpong	21,150	20,900	19,000	68,050	31,200	4,170.5
14	Malda	26,100	22,200	26,000	87,100	93,700	7,151.0
15	Murshidabad	33,333	48,880	48,200	1,43,100	1,29,200	10,080.0
16	Nadia	57,570	37,240	37,100	1,42,050	1,26,700	5,331.0
17	North 24 Parganas	97,800	72,740	31,440	1,84,000	1,08,700	7,133.5
18	Basirhat HD	42,820	43,230	32,280	1,44,050	1,58,000	5,297.0
19	Paschim Bardhaman	35,850	32,100	17,780	1,13,000	1,12,900	1,707.0
20	Paschim Medinipur	32,450	45,300	41,090	1,51,050	1,35,700	6,935.0
21	Purba Bardhaman	57,650	49,700	27,100	1,32,550	1,33,700	9,243.0
22	Purba Medinipur	52,050	38,700	33,220	79,050	88,100	1,731.0
23	Nandigram HD	16,750	31,100	30,640	1,17,550	78,200	7,029.0
24	Purulia	49,950	34,100	52,700	1,43,050	1,17,700	7,421.0
25	Rampurhat HD	24,150	29,000	30,300	59,550	69,500	5,637.0
26	South 24 Parganas	54,450	32,100	33,400	1,02,250	1,02,400	2,141.0
27	Uttar Dinajpur	35,750	43,550	43,850	1,10,050	1,25,200	5,753.0
28	Bankura S MC&H	19,500	42,650	10,200	1,73,500	1,78,400	2,660.0
29	Coochbehar MC&H	13,800	13,900	14,600	50,500	80,500	3,042.0
30	NB MC&H	40,350	94,500	20,000	2,17,200	2,15,500	7,890.0
31	Diamond Harbour MC&H	13,300	21,700	10,100	1,39,500	1,41,500	3,598.0
32	Malda MC&H	18,800	69,100	13,100	1,78,500	2,02,500	5,568.0
33	Murshidabad MC&H	30,130	68,450	14,600	1,19,000	1,78,500	1,940.0
34	Bardhaman MC&H	23,900	34,100	17,500	1,73,500	2,03,500	2,998.0
35	Medinipur MC&H	53,800	70,200	34,100	2,41,500	1,72,000	11,198.0
36	Purulia MC&H	13,300	19,900	51,600	99,500	1,09,000	4,098.0
37	Rampurhat MC&H	21,400	24,400	17,600	38,000	64,500	10,048.0
38	Raiganj MC&H	14,100	11,900	13,100	50,000	74,000	1,890.0
39	JNM MC&H	17,400	20,000	24,000	45,000	42,000	2,572.0
40	Sagar Dutta MC&H	59,520	82,330	17,600	1,59,550	1,73,000	7,278.0
41	ID & BG Hospital	45,050	58,800	20,600	97,100	73,500	2,671.0
42	RG Kar MCH	40,850	61,000	15,800	2,83,050	2,91,200	6,807.0
43	NRS MCH	60,250	86,000	30,800	2,04,550	1,85,200	4,490.0
44	IPGMER & SSKMH	98,900	1,08,590	66,600	4,12,050	3,89,500	14,217.0
45	Medical College, Kolkata	1,48,450	1,32,000	20,800	2,96,050	3,52,500	8,212.0
46	CNMCH	51,350	47,800	23,150	1,33,500	99,500	3,472.0
47	Other Govt Dept/Institutions	4,07,101	3,66,195	2,09,788	10,08,921	9,72,402	52,280.3
48	Stock in hand-In Transit	3,46,568	6,32,835	7,89,601	1,787	1,008	32,793.9
<b>TOTAL</b>		<b>26,49,262</b>	<b>30,65,040</b>	<b>23,47,359</b>	<b>72,15,208</b>	<b>67,93,210</b>	<b>3,44,790.2</b>

\*In addition to State supply, local procurement is also done.



# Department of Health & Family Welfare Govt. of West Bengal

## WEST BENGAL COVID-19 HEALTH BULLETIN – 20<sup>th</sup> NOVEMBER 2020

IX

DETAILS OF TESTING LABS

S. No.	Name of Testing Lab	Samples Tested	Method of Testing	Functional WEF
1	NICED	1,37,702	RT-PCR	Since Beginning
2	SSKM	2,00,249	RT-PCR	17-Mar
3	Medinipur MCH	1,35,977	RT-PCR	24-Mar
4	North Bengal MCH	2,25,303	RT-PCR	29-Mar
5	School of Tropical Medicine	1,54,147	RT-PCR	01-Apr
6	Apollo Hospital	29,522	RT-PCR	06-Apr
7	Tata Medical Centre	15,241	RT-PCR	06-Apr
8	Malda MCH	1,53,607	RT-PCR	08-Apr
9	Dr. Lal Pathlab	1,49,702	RT-PCR	17-Apr
10	Command Hospital	22,111	RT-PCR	17-Apr
11	CNCI	14,651	RT-PCR	22-Apr
12	RG Kar MCH	1,61,430	RT-PCR	24-Apr
13	SURAKSHA	90,393	RT-PCR	24-Apr
14	Murshidabad MCH	1,13,040	RT-PCR	26-Apr
15	Peerless	36,049	RT-PCR	30-Apr
16	Burdwan MCH	1,13,053	RT-PCR	06-May
17	MCH Kolkata	76,006	RT-PCR	08-May
18	NRS MCH	76,599	RT-PCR	12-May
19	Sanaka Hospitals	83,780	RT-PCR	12-May
20	Medica Hospital	82,677	RT-PCR	15-May
21	Bankura MCH	97,182	RT-PCR	22-May
22	Suri DH	82,575	RT-PCR	22-May
23	Coochbehar GMCH	80,597	RT-PCR	06-Jun
24	COMJNM Kalyani	1,10,001	RT-PCR	10-Jun
25	Desun Hospital	3,475	RT-PCR	17-Jun
26	RN Tagore Hospital	15,853	RT-PCR	24-Jun
27	Raigunj MCH	55,662	RT-PCR	26-Jun
28	Jagannath Gupta Institute of Medical Sciences	2,740	RT-PCR	06-Jul
29	ESI-Postgraduate Institute of Medical Science and Research	5,362	RT-PCR	16-Jul
30	Remedy Lifecare, Kolkata	6,122	RT-PCR	21-Jul
31	AMRI Dhakuria	26,786	RT-PCR	19-May
32	Rampurhat MCH	41,110	RT-PCR	19-May
33	CNMCH	34,365	RT-PCR	20-May
34	DH GMCH	60,250	RT-PCR	20-May
35	COMSDH	29,805	RT-PCR	27-May
36	Purulia Govt. MCH	48,314	RT-PCR	03-Jun
37	SRL Lab	45,555	RT-PCR	18-Jun
38	Probe diagnostics	9,109	RT-PCR	14-Aug
39	Pulse Diagnostics	15,202	RT-PCR	12-Sept
40	RB Diagnostic Kolkata	10,885	RT-PCR	20-Sept
41	Purba Medinipur DH	6,725	RT-PCR	24-Sept
42	B.P. Poddar Hospital & Medical Research Ltd	277	RT-PCR	27-Oct
43	Swastik Clinic & Seva Sadan Pvt. Ltd., Birbhum	50	RT-PCR	27-Oct
44	Repromed Diagnostic Ltd	1,943	RT-PCR	24-Sept
45	Gouri Devi Institute of Medical Sciences and Hospital	95	RT-PCR	7-Nov
46	AMRI Salt Lake	9,519	CBNAAT	01-May
47	CMRI	7,949	CBNAAT	13-May
48	Asansol DH	1,925	TRUENAT	19-May

Note: Average tests per CBNAAT and TRUENAT machines are 32 per day and 16 per day respectively



# Department of Health & Family Welfare Govt. of West Bengal

## WEST BENGAL COVID-19 HEALTH BULLETIN – 20<sup>th</sup> NOVEMBER 2020

IX

DETAILS OF TESTING LABS

S. No.	Name of Testing Lab	Samples Tested	Method of Testing	Functional WEF
49	Jhargram DH	2,102	TRUENAT	19-May
50	Falakata SSH	3,205	TRUENAT	20-May
51	Balurghat DH	2,085	TRUENAT	22-May
52	Serampore DH	1,109	TRUENAT	25-May
53	Uluberia SSH	1,564	TRUENAT	27-May
54	Jangipur SDH	1,420	TRUENAT	27-May
55	Egra SDH	524	TRUENAT	27-May
56	MR Bangur Hospital	398	TRUENAT	28-May
57	Chanchal SDH	556	TRUENAT	28-May
58	Biswa Bangla Krirangan COVID Hospital	64,852	TRUENAT	31-May
59	Woodlands	4,130	CBNAAT	11-Jun
60	Alipurduar DH	1,542	TRUENAT	16-Jun
61	Basirhat DH	306	TRUENAT	19-Jun
62	Anandaloke Sonoscan, Siliguri	2,894	TRUENAT	27-Jun
63	Gangarampur SDH	997	CBNAAT	16-Jul
64	Contai SDH	286	TRUENAT	20-Jul
65	ILS hospital	1,329	TRUENAT	25-Jul
66	Uttar Latabari DH	87	TRUENAT	04-Aug
67	Nandigram SSH/DH	782	TRUENAT	04-Aug
68	Panskura Hospital	318	TRUENAT	06-Aug
69	Chittaranjan Seva Sadan Hospital	1,449	TRUENAT	10-Aug
70	Dr. PK Saha Hospital, Coochbihar	2,098	TRUENAT	11-Aug
71	Salt Lake SDH	553	TRUENAT	13-Aug
72	Charnock Hospital	2,203	TRUENAT	14-Aug
73	Gabberia SGH	104	TRUENAT	15-Aug
74	Spandan Disgnostic Center	4,346	TRUENAT	16-Aug
75	Kakdwip SSH	157	TRUENAT	17-Aug
76	Mal SSH	72	TRUENAT	18-Aug
77	Howrah DH	120	TRUENAT	21-Aug
78	Sagardighi SSH	217	TRUENAT	2-Sept
79	Domkal SSH	142	TRUENAT	6-Sept
80	Udaynarayanpur SGH Howrah	34	TRUENAT	7- Sept
81	GD Hospital & Diabetes Institute, Howrah	574	CBNAAT	8-Sept
82	Nightingale Diagnostic & Medicare Centre	869	TRUENAT	12-Sept
83	Bhagirathi Neotia Woman * Child Care Centre	163	CBNAAT	16-Sept
84	Krishnanagar DTC	57	TRUENAT	29-Sept
85	Mission Hospital, Durgapur	2,482	TRUENAT	29-Sept
86	Medinova, Kolkata	1,163	TRUENAT	1-Oct
87	Specialist Clinic & Diagnostic, Barasat	365	TRUENAT	1-Oct
88	MSS Bansal Medical, Kolkata	1,600	TRUENAT	2-Oct
89	TLJ, SGH, Howrah	16	TRUENAT	2-Oct
90	Narayan Memorial Hospital, Kolkata	120	TRUENAT	2-Oct
91	Kalimpong DH	213	TRUENAT	6-Oct
92	Mirik BPHC, Darjeeling	135	TRUENAT	9-Oct
93	Barjore SSH, Bankura	70	TRUENAT	11-Oct
94	Darjeeling DH	78	TRUENAT	11-Oct
95	Metropolis Kolkata	11	TRUENAT	14-Oct
96	<i>Antigen Test done within the State</i>	23,27,619	-	-
97	<i>Samples Tested in Labs Outside the State</i>	1,15,915	RT-PCR	-
<b>TOTAL</b>		<b>54,34,103</b>		

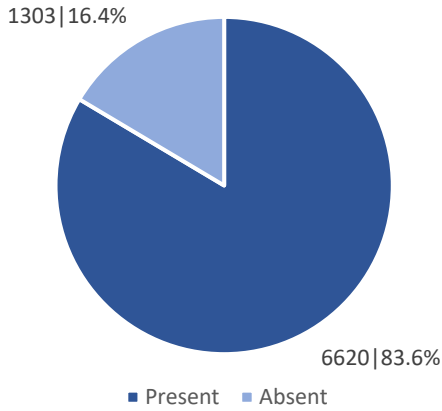
Note: Average tests per CBNAAT and TRUENAT machines are 32 per day and 16 per day respectively



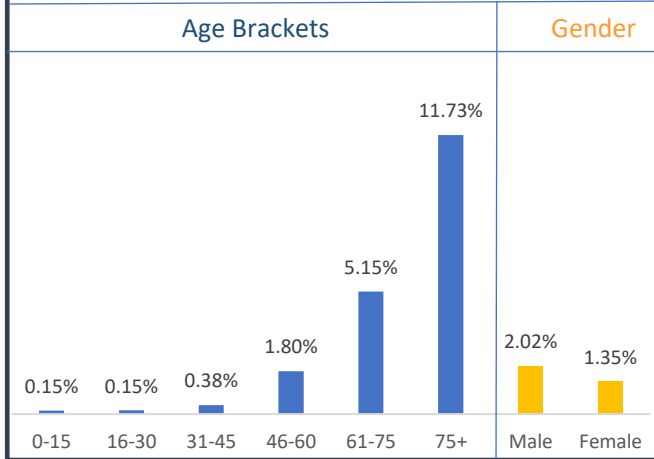
WEST BENGAL COVID-19 HEALTH BULLETIN – 20<sup>th</sup> NOVEMBER 2020

X

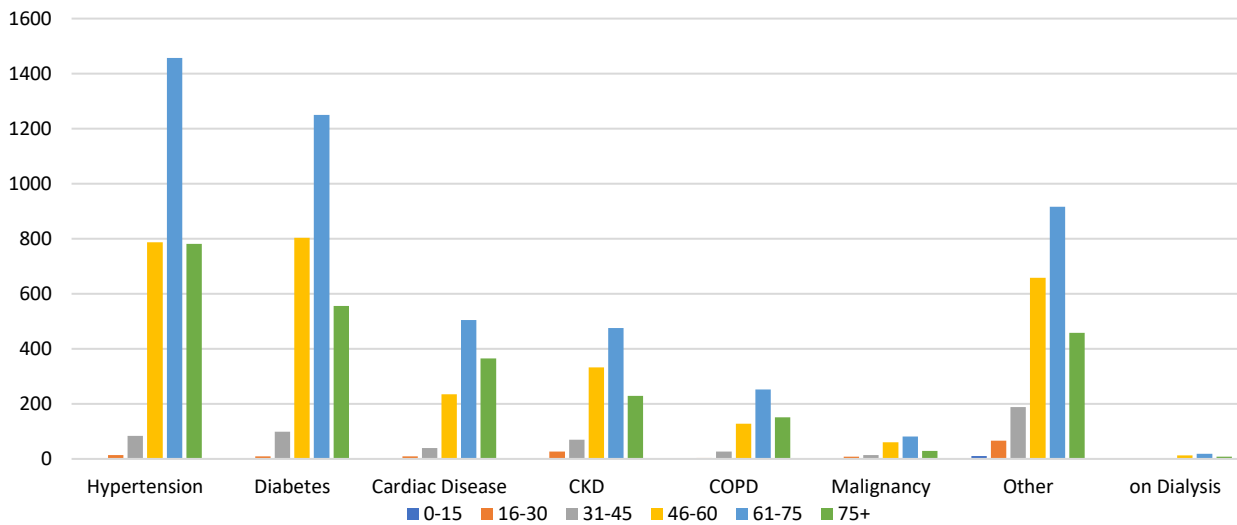
**Comorbidity Status in Deceased Cases (n=7,923)**



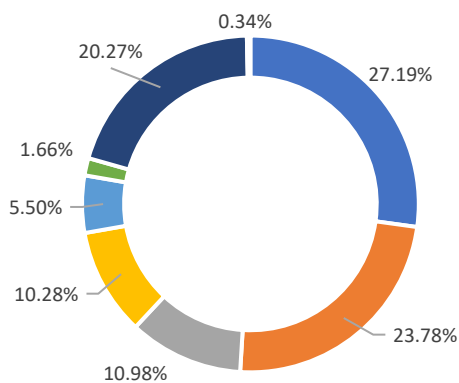
**Fatality Rate in Respective Age Brackets & Gender Group**



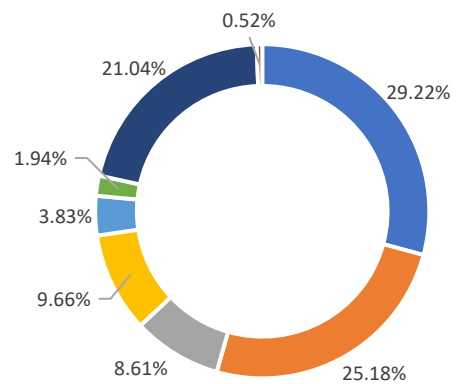
**Age Group Wise Comorbidities Among Deceased**



**Share of Comorbidities in Male**



**Share of Comorbidities in Female**



FATALITY ANALYSIS



# Department of Health & Family Welfare Govt. of West Bengal

## WEST BENGAL COVID-19 HEALTH BULLETIN – 20<sup>th</sup> NOVEMBER 2020

**XI**
**EQUIPMENT SUPPLY**

S. No	Equipment	Ordered by State Govt.	Received Yesterday	Total Received by State Govt.	Order Pending
1	PPEs	29.10 L	5,000	25.78 L	3.32 L
2	N95/FFP2 Masks	36.20 L	20,000	29.69 L	6.51 L
3	Regular Masks	79.50 L	30,000	75.35 L	4.15 L
4	Hand Sanitizers (In Ltrs.)	3.61 L	1,000	3.27 L	0.34 L
5	Gloves	69.50 L	50,000	64.80 L	4.70 L
6	Thermal Guns	20,000	NIL	20,000	NIL

**XII**
**DEDICATED COVID-19 HELPLINE (24 X 7)**

1. Dedicated COVID-19 Helpline : **1800 313 444 222**
2. Direct Telemedicine Line : **033 23576001**
3. Ambulance Service : **033 40902929**
4. COVID Telemedicine App "[Covid Telemedicine WB](#)" on Google Play Store
  - These services include allocation of beds in Govt. hospitals and Safe Homes
  - Telemedicine for citizens at large and those in home isolation
  - Ambulance service includes guidance and provision of Govt. ambulance
5. Tele-Psychological counselling services have started since August 1<sup>st</sup>, 2020.

### General Queries

1	A	Total Queries addressed in last 24 hours	3,167
	B	Total Queries addressed till 19 <sup>th</sup> November	14,22,612

### Telemedicine

2	A	Total consultations given in last 24 hours	3,182
	B	Total consultations given till 19 <sup>th</sup> November	4,63,062

### Ambulance Services

3	A	Ambulances assigned in last 24 hours	474
	B	Total calls received in last 24 hours	478

### Tele-Psychological Counselling

4	A	Counselling given in last 24 hours	3,123
	B	Counselling given till 19 <sup>th</sup> November	1,58,011

### State Government Interventions :

- Weekly death rate is 1.48% .Both death rate and Infection rate are showing a downward trend.
- Additional 1974 Oxygenated beds and 805 ICU/HDU beds will be added within November 2020
- Status of availability of beds for COVID positive patients in government and private hospitals is available at Health & FW Department's website: [www.wbhealth.gov.in](http://www.wbhealth.gov.in)
- Safe Homes : An initiative by the Government of West Bengal for care and treatment of asymptomatic/mild symptomatic COVID patients for whom home isolation is not possible /advisable
- As per State Government advisory Satellite Health Facilities are being developed by private hospitals in close vicinity of their hospitals as separate health facility for treatment of asymptomatic/mild symptomatic COVID patients. This intervention is expected to free beds in the hospitals for serious patients.

All the guidelines and orders relating to Covid-19 are posted on [www.wbhealth.gov.in](http://www.wbhealth.gov.in)

You can follow us on :

Facebook at: <https://www.facebook.com/wbdhfw/>

Twitter at: <https://twitter.com/wbdhfw>