



Department of Health & Family Welfare Govt. of West Bengal

WEST BENGAL COVID-19 HEALTH BULLETIN – 20th JANUARY 2021

Active COVID-19 Cases as on 20th January: 6,675

COVID 19 STATUS	S. No	Subject	Number
	1	Total COVID-19 Cases till 19 th January	5,66,073
	2	New COVID-19 Cases on 20 th January	409
	3	Total COVID-19 Cases till 20th January (1+2)	5,66,482
	4	Total Discharged	5,49,727 (+509)
	5	Total Deaths as on 20 th January*	10,080 (+6)
	6	Active COVID-19 Cases as on 20th January	6,675 (-106)
	7	Discharge Rate (4/3)	97.04%

Note: All figures updated till 9AM, 20th January

#Daily increase/decrease with respect to previous day is shown as (+/-)

*Complete analysis can be referred from **Section X**, (Page no. 5)

TESTING SNAPSHOT	S. No	Subject	Number
	1	Samples Tested till 19 th January	76,96,272
	2	Samples Tested on 20 th January	27,104
	3	Total Number of Samples Tested till 20th January (1+2)	77,23,376
	4	Tests per Million population	85,815
	5	% of Positive Cases out of Samples Tested	7.33%
	6	Total Testing Laboratories*	101
	7	Testing Laboratories added this week	1
8	Testing Laboratories pending approval	1	

*Detailed breakup of these laboratories is given on **Page 4 and Page 5**

INFRASTRUCTURE DETAILS	S. No	Subject	Number
	1	Total Number of Hospitals dedicated for treating COVID-19	101
	2	Total Number of Govt. Hospitals dedicated for treating COVID-19	44
	3	Total Number of Pvt. Hospitals requisitioned for treating COVID-19	57
	4	Total Number of earmarked COVID-19 Beds	12,440
	5	% Occupancy in COVID Beds	6.24%
	6	Total ICU/HDU Beds in the COVID Hospitals	2,319
7	Total Number of Ventilators in the COVID Hospitals	1,279	

QUARANTINE DETAILS	Home Quarantine		
	1	Total Home Quarantined People	13,16,835
	2	Total number of people currently in Home Quarantine	68,903
	3	Total number of people released from Home Quarantine	12,47,932
	1	Total Number of Safe Homes	200
	2	Total Number of Beds in Safe Homes	11,507
	3	Total Number of Patients in Safe Homes currently	27



Department of Health & Family Welfare Govt. of West Bengal

WEST BENGAL COVID-19 HEALTH BULLETIN – 20th JANUARY 2021

V

DISTRICT SNAPSHOT#

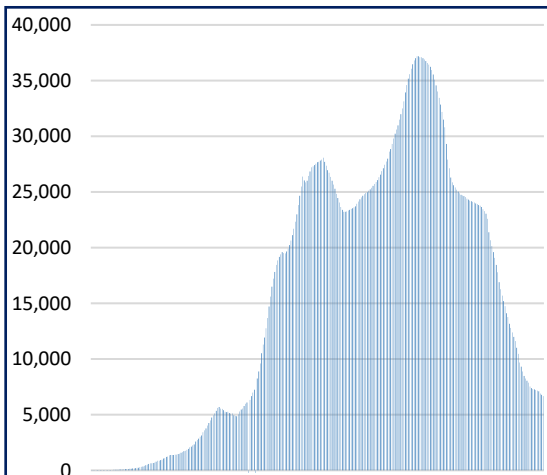
1	2	3	4	5	6 = 3-4-5	7
S. No	District	Total Cases	Total Discharged	Total Deaths	Total Active Cases	Last Reported Case
1	Alipurduar	7,682 ⁺¹	7,559 ⁺¹	85	38	19- Jan
2	Coochbehar	11,788 ⁺²	11,628 ⁺⁸	72	88 ⁻⁶	19- Jan
3	Darjeeling	18,185 ⁺¹⁸	17,745 ⁺¹⁸	201	239	19- Jan
4	Kalimpong	2,206 ⁺¹	2,147 ⁺¹	25	34	19- Jan
5	Jalpaiguri	14,582 ⁺⁷	14,267 ⁺¹⁴	159 ⁺¹	156 ⁻⁸	19- Jan
6	Uttar Dinajpur	6,575 ⁺⁹	6,403 ⁺⁷	73	99 ⁺²	19- Jan
7	Dakshin Dinajpur	8,135 ⁺²	8,021 ⁺¹	74	40 ⁺¹	19- Jan
8	Malda	12,605 ⁺¹	12,372 ⁺¹²	113	120 ⁻¹¹	19- Jan
9	Murshidabad	12,204 ⁺⁸	11,850 ⁺¹⁴	149	205 ⁻⁶	19- Jan
10	Nadia	22,346 ⁺²³	21,761 ⁺²⁰	310 ⁺¹	275 ⁺²	19- Jan
11	Birbhum	9,915 ⁺¹³	9,642 ⁺⁹	89	184 ⁺⁴	19- Jan
12	Purulia	7,120 ⁺⁶	6,957 ⁺⁴	48	115 ⁺²	19- Jan
13	Bankura	11,699 ⁺⁶	11,393 ⁺¹³	91	215 ⁻⁷	19- Jan
14	Jhargram	3,024 ⁺³	2,961 ⁺²	22	41 ⁺¹	19- Jan
15	Paschim Medinipur	20,119 ⁺⁴	19,644 ⁺¹²	307	168 ⁻⁸	19- Jan
16	Purba Medinipur	20,499 ⁺⁵	19,994 ⁺¹¹	278	227 ⁻⁶	19- Jan
17	Purba Bardhaman	12,555 ⁺⁸	12,322 ⁺¹¹	99	134 ⁻³	19- Jan
18	Paschim Bardhaman	16,052 ⁺³¹	15,569 ⁺¹¹	166	317 ⁺²⁰	19- Jan
19	Howrah	35,343 ⁺²⁸	34,015 ⁺²⁶	1,035	293 ⁺²	19- Jan
20	Hooghly	29,230 ⁺¹⁹	28,440 ⁺³⁵	482 ⁺¹	308 ⁻¹⁷	19- Jan
21	North 24 Parganas	1,20,744 ⁺¹⁰⁹	1,16,544 ⁺¹⁴⁴	2,446 ⁺¹	1,754 ⁻³⁶	19- Jan
22	South 24 Parganas	36,802 ⁺¹⁶	35,780 ⁺¹⁷	705	317 ⁻¹	19- Jan
23	Kolkata	1,27,006 ⁺⁸⁹	1,22,650 ⁺¹¹⁸	3,048 ⁺²	1,308 ⁻³¹	19- Jan
24	Other State	66	63	3	0	6-June
TOTAL		5,66,482⁺⁴⁰⁹	5,49,727⁺⁵⁰⁹	10,080⁺⁶	6,675⁻¹⁰⁶	

#District Wise data is subject to verification and may change

#Daily increase/decrease with respect to previous day is in superscript as +/- (Eg: +4)

VI

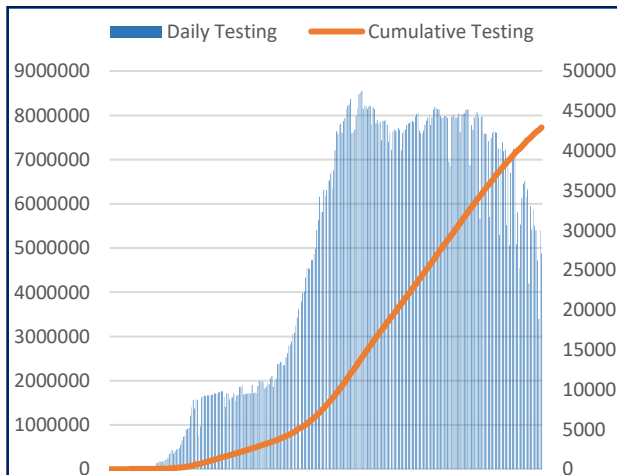
DAILY CUMULATIVE ACTIVE COVID-19 CASES



17th March to 20th Jan

VII

SAMPLES TESTED (Daily and Cumulative)



17th March to 20th Jan



Department of Health & Family Welfare
Govt. of West Bengal

WEST BENGAL COVID-19 HEALTH BULLETIN – 20th JANUARY 2021

VIII

UNIT WISE EQUIPMENT SUPPLY (CUMULATIVE)

S. No.	Unit Name	PPE	N95/FFP2	Regular Masks		Gloves	Sanitizer (In ltr.)
				Reusable Mask	Disposable Mask		
1	Alipurduar	17,800	26,250	13,400	1,00,900	74,200	5,092.0
2	Bankura	44,950	46,700	27,300	1,61,550	1,04,200	7,448.0
3	Birbhum	36,150	28,300	32,400	96,050	49,700	6,171.0
4	Bishnupur HD	15,350	31,600	54,600	1,25,750	1,17,200	6,061.0
5	Coochbehar	33,600	29,450	26,950	41,100	7,200	4,354.0
6	Dakshin Dinajpur	20,400	19,650	21,500	1,21,600	83,700	4,921.0
7	Darjeeling	52,250	50,650	22,900	32,200	10,700	4,498.0
8	Diamond Harbour HD	51,250	32,300	28,000	1,07,550	1,11,500	4,284.0
9	Hooghly	64,870	51,250	47,000	1,74,200	1,59,100	11,041.0
10	Howrah	1,13,450	78,000	63,780	2,02,550	2,33,200	6,531.0
11	Jalpaiguri	34,800	38,100	45,550	1,11,000	61,200	6,063.0
12	Jhargram	16,750	16,100	24,890	57,050	56,200	4,443.0
13	Kalimpong	21,150	20,900	19,000	68,050	35,200	4,370.5
14	Malda	26,100	23,200	26,000	87,100	97,700	7,151.0
15	Murshidabad	35,333	51,380	48,700	1,43,100	1,40,200	10,080.0
16	Nadia	62,070	39,740	37,100	1,49,050	1,39,700	5,831.0
17	North 24 Parganas	1,01,000	77,740	31,440	1,90,000	1,23,700	7,383.5
18	Basirhat HD	44,320	45,230	32,280	1,44,050	1,65,000	5,647.0
19	Paschim Bardhaman	37,850	35,100	17,780	1,21,000	1,21,900	2,257.0
20	Paschim Medinipur	32,450	45,300	41,090	1,56,050	1,42,700	7,435.0
21	Purba Bardhaman	58,650	51,700	27,100	1,36,550	1,53,700	9,943.0
22	Purba Medinipur	54,550	41,200	33,220	87,050	1,00,100	1,731.0
23	Nandigram HD	18,750	33,100	30,640	1,21,050	83,200	7,279.0
24	Purulia	50,450	34,600	52,700	1,48,550	1,21,700	7,421.0
25	Rampurhat HD	24,150	29,000	30,300	62,050	74,500	5,637.0
26	South 24 Parganas	57,450	33,600	33,400	1,07,250	1,10,400	2,141.0
27	Uttar Dinajpur	35,750	43,550	43,850	1,13,050	1,31,700	5,853.0
28	Bankura S MC&H	21,000	46,650	10,200	1,82,500	2,16,400	2,660.0
29	Coochbehar MC&H	13,800	14,900	14,600	53,500	83,500	3,442.0
30	NB MC&H	40,350	96,000	20,000	2,24,200	2,40,500	7,890.0
31	Diamond Harbour MC&H	13,300	24,200	10,100	1,47,500	1,50,000	3,898.0
32	Malda MC&H	18,800	71,100	13,100	1,88,500	2,27,500	5,968.0
33	Murshidabad MC&H	31,630	73,950	14,600	1,29,000	2,12,000	2,340.0
34	Bardhaman MC&H	23,900	34,100	17,500	1,89,500	2,27,500	3,448.0
35	Medinipur MC&H	56,300	72,700	34,100	2,53,000	2,00,000	11,598.0
36	Purulia MC&H	13,300	19,900	51,600	99,500	1,21,000	4,098.0
37	Rampurhat MC&H	21,400	25,900	17,600	40,000	77,500	10,048.0
38	Raiganj MC&H	14,100	11,900	13,100	56,500	87,000	2,190.0
39	JNM MC&H	17,400	21,000	24,000	45,000	59,500	2,972.0
40	Sagar Dutta MC&H	67,520	93,830	17,600	1,76,550	2,08,000	7,978.0
41	ID & BG Hospital	45,050	59,800	20,600	1,01,100	77,500	2,671.0
42	RG Kar MCH	40,850	66,500	15,800	3,01,050	3,40,200	7,207.0
43	NRS MCH	63,250	95,500	30,800	2,15,550	2,19,200	5,090.0
44	IPGMER & SSKMH	98,900	1,11,090	66,600	4,29,050	4,29,500	15,317.0
45	Medical College, Kolkata	1,66,450	1,50,000	20,800	3,26,050	4,27,500	9,262.0
46	CNMCH	52,350	48,300	23,150	1,33,500	1,01,500	3,672.0
47	Other Govt Dept/Institutions	4,31,051	3,90,795	2,26,188	10,69,271	10,74,202	59,055.0
48	Stock in hand-In Transit	3,97,918	16,83,235	8,72,451	10,23,937	7,43,708	73,918.0
TOTAL		28,10,262	42,65,040	24,47,359	85,50,208	83,33,210	4,05,789.0

*In addition to State supply, local procurement is also done.



Department of Health & Family Welfare Govt. of West Bengal

WEST BENGAL COVID-19 HEALTH BULLETIN – 20th JANUARY 2021

IX

DETAILS OF TESTING LABS

S. No.	Name of Testing Lab	Samples Tested	Method of Testing	Functional WEF
1	NICED	1,63,454	RT-PCR	Since Beginning
2	SSKM	2,50,862	RT-PCR	17-Mar
3	Medinipur MCH	1,47,299	RT-PCR	24-Mar
4	North Bengal MCH	2,87,366	RT-PCR	29-Mar
5	School of Tropical Medicine	1,97,833	RT-PCR	01-Apr
6	Apollo Hospital	41,382	RT-PCR	06-Apr
7	Tata Medical Centre	18,130	RT-PCR	06-Apr
8	Malda MCH	2,03,817	RT-PCR	08-Apr
9	Dr. Lal Pathlab	1,87,819	RT-PCR	17-Apr
10	Command Hospital	29,597	RT-PCR	17-Apr
11	CNCI	18,929	RT-PCR	22-Apr
12	RG Kar MCH	2,15,530	RT-PCR	24-Apr
13	SURAKSHA	1,10,523	RT-PCR	24-Apr
14	Murshidabad MCH	1,53,453	RT-PCR	26-Apr
15	Peerless	49,332	RT-PCR	30-Apr
16	Burdwan MCH	1,55,590	RT-PCR	06-May
17	MCH Kolkata	93,833	RT-PCR	08-May
18	NRS MCH	1,01,025	RT-PCR	12-May
19	Sanaka Hospitals	95,057	RT-PCR	12-May
20	Medica Hospital	1,02,236	RT-PCR	15-May
21	Bankura MCH	1,33,319	RT-PCR	22-May
22	Suri DH	1,16,305	RT-PCR	22-May
23	Coochbehar GMCH	1,25,540	RT-PCR	06-Jun
24	COMJNM Kalyani	1,48,029	RT-PCR	10-Jun
25	Desun Hospital	4,794	RT-PCR	17-Jun
26	RN Tagore Hospital	25,688	RT-PCR	24-Jun
27	Raigunj MCH	74,292	RT-PCR	26-Jun
28	Jagannath Gupta Institute of Medical Sciences	3,739	RT-PCR	06-Jul
29	ESI-Postgraduate Institute of Medical Science and Research	8,056	RT-PCR	16-Jul
30	Remedy Lifecare, Kolkata	9,479	RT-PCR	21-Jul
31	AMRI Dhakuria	36,409	RT-PCR	19-May
32	Rampurhat MCH	66,474	RT-PCR	19-May
33	CNMCH	52,152	RT-PCR	20-May
34	DH GMCH	1,09,741	RT-PCR	20-May
35	COMSDH	40,900	RT-PCR	27-May
36	Purulia Govt. MCH	73,111	RT-PCR	03-Jun
37	SRL Lab	85,099	RT-PCR	18-Jun
38	Probe diagnostics	22,400	RT-PCR	14-Aug
39	Pulse Diagnostics	36,775	RT-PCR	12-Sept
40	RB Diagnostic Kolkata	29,263	RT-PCR	20-Sept
41	Purba Medinipur DH	18,423	RT-PCR	24-Sept
42	B.P. Poddar Hospital & Medical Research Ltd	1,095	RT-PCR	27-Oct
43	Swastik Clinic & Seva Sadan Pvt. Ltd., Birbhum	174	RT-PCR	27-Oct
44	Repromed Diagnostic Ltd	7,766	RT-PCR	24-Sept
45	Gouri Devi Institute of Medical Sciences and Hospital	805	RT-PCR	7-Nov
46	IQ City Medical College Durgapur	1,463	RT-PCR	4-Dec
47	Imambara DH, Hooghly	2,121	RT-PCR	15-Dec
48	Saroj Gupta Cancer Center & Research Institute	397	RT-PCR	23-Dec
49	Lasco Medicare Pvt. Ltd. Howrah	76	RT-PCR	5-Jan
50	AMRI Salt Lake	12,835	CBNAAT	01-May
51	CMRI	11,853	CBNAAT	13-May

Note: Average tests per CBNAAT and TRUENAT machines are 32 per day and 16 per day respectively



Department of Health & Family Welfare Govt. of West Bengal

WEST BENGAL COVID-19 HEALTH BULLETIN – 20th JANUARY 2021

IX

DETAILS OF TESTING LABS

S. No.	Name of Testing Lab	Samples Tested	Method of Testing	Functional WEF
52	Asansol DH	2,256	TRUENAT	19-May
53	Jhargram DH	2,360	TRUENAT	19-May
54	Falakata SSH	3,804	TRUENAT	20-May
55	Balurghat DH	2,211	TRUENAT	22-May
56	Serampore DH	1,156	TRUENAT	25-May
57	Uluberia SSH	1,732	TRUENAT	27-May
58	Jangipur SDH	1,685	TRUENAT	27-May
59	Egra SDH	524	TRUENAT	27-May
60	MR Bangur Hospital	415	TRUENAT	28-May
61	Chanchal SDH	557	TRUENAT	28-May
62	Biswa Bangla Krirangan COVID Hospital	81,022	TRUENAT	31-May
63	Woodlands	6,378	CBNAAT	11-Jun
64	Alipurduar DH	1,542	TRUENAT	16-Jun
65	Basirhat DH	330	TRUENAT	19-Jun
66	Anandaloke Sonoscan, Siliguri	4,517	TRUENAT	27-Jun
67	Gangarampur SDH	1,158	CBNAAT	16-Jul
68	Contai SDH	1,891	TRUENAT	20-Jul
69	ILS hospital	1,515	TRUENAT	25-Jul
70	Uttar Latabari DH	89	TRUENAT	04-Aug
71	Nandigram SSH/DH	790	TRUENAT	04-Aug
72	Panskura Hospital	417	TRUENAT	06-Aug
73	Chittaranjan Seva Sadan Hospital	1,687	TRUENAT	10-Aug
74	Dr. PK Saha Hospital, Coochbihar	3,052	TRUENAT	11-Aug
75	Salt Lake SDH	814	TRUENAT	13-Aug
76	Charnock Hospital	3,805	TRUENAT	14-Aug
77	Gabberia SGH	156	TRUENAT	15-Aug
78	Spandan Disgnostic Center	6,372	TRUENAT	16-Aug
79	Kakdwip SSH	218	TRUENAT	17-Aug
80	Mal SSH	116	TRUENAT	18-Aug
81	Howrah DH	155	TRUENAT	21-Aug
82	Sagardighi SSH	315	TRUENAT	2-Sept
83	Domkal SSH	164	TRUENAT	6-Sept
84	Udaynarayanpur SGH Howrah	48	TRUENAT	7- Sept
85	GD Hospital & Diabetes Institute, Howrah	886	CBNAAT	8-Sept
86	Nightingale Diagnostic & Medicare Centre	1,799	TRUENAT	12-Sept
87	Bhagirathi Neotia Woman * Child Care Centre	308	CBNAAT	16-Sept
88	Krishnanagar DTC	159	TRUENAT	29-Sept
89	Mission Hospital, Durgapur	5,831	TRUENAT	29-Sept
90	Medinova, Kolkata	2,261	TRUENAT	1-Oct
91	MSS Bansal Medical, Kolkata	4,008	TRUENAT	2-Oct
92	TLJ, SGH, Howrah	33	TRUENAT	2-Oct
93	Narayan Memorial Hospital, Kolkata	369	TRUENAT	2-Oct
94	Kalimpong DH	330	TRUENAT	6-Oct
95	Mirik BPHC, Darjeeling	136	TRUENAT	9-Oct
96	Barjore SSH, Bankura	166	TRUENAT	11-Oct
97	Darjeeling DH	200	TRUENAT	11-Oct
98	Metropolis Kolkata	11,298	TRUENAT	14-Oct
99	Laboratory Services, Healthworld Hospitals, Durgapur	1,054	TRUENAT	4-Dec
100	Neotia Getwel Healthcare Centre, Siliguri	40	CBNAAT	9-Jan
101	Arogya Niketan Nursing Home	11	TRUENAT	16-Jan
102	Antigen Test done within the State	35,15,912	-	-
103	Samples Tested in Labs Outside the State	1,63,684	RT-PCR	-
TOTAL		77,23,376		

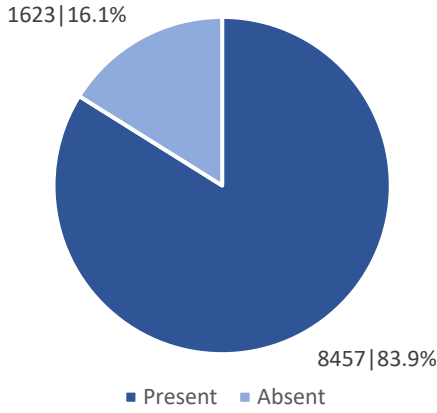
Note: Average tests per CBNAAT and TRUENAT machines are 32 per day and 16 per day respectively



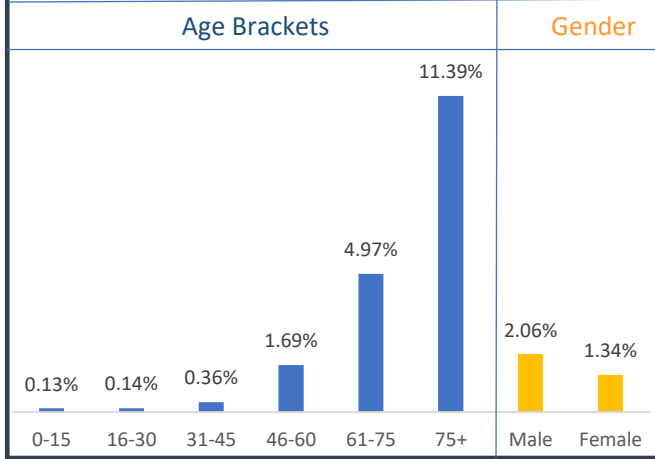
WEST BENGAL COVID-19 HEALTH BULLETIN – 20th JANUARY 2021

X

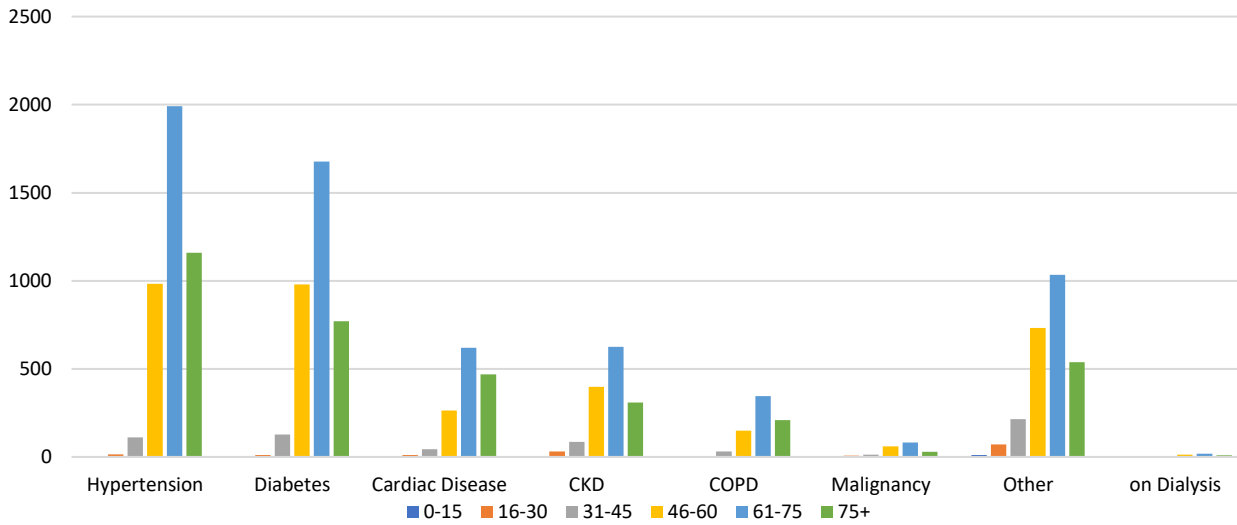
Comorbidity Status in Deceased Cases (n=10,080)



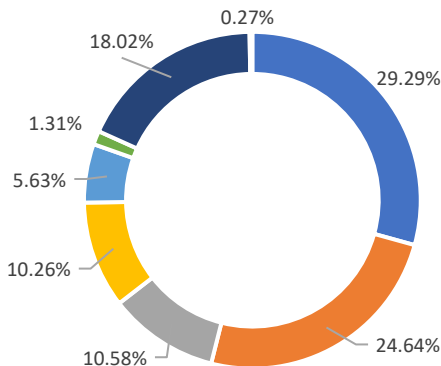
Fatality Rate in Respective Age Brackets & Gender Group



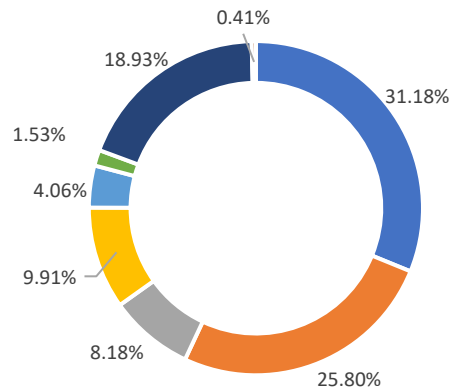
Age Group Wise Comorbidities Among Deceased



Share of Comorbidities in Male



Share of Comorbidities in Female



FATALITY ANALYSIS



Department of Health & Family Welfare Govt. of West Bengal

WEST BENGAL COVID-19 HEALTH BULLETIN – 20th JANUARY 2021

XI
EQUIPMENT SUPPLY

S. No	Equipment	Ordered by State Govt.	Received Yesterday	Total Received by State Govt.	Order Pending
1	PPEs	32.10 L	2,000	27.39 L	4.71 L
2	N95/FFP2 Masks	42.20 L	10,000	41.69 L	0.51 L
3	Regular Masks	123.84 L	20,000	89.70 L	34.14 L
4	Hand Sanitizers (In Ltrs.)	4.31 L	1,000	3.88 L	0.43 L
5	Gloves	85.00 L	30,000	80.20 L	4.80 L
6	Thermal Guns	20,000	NIL	20,000	NIL

XII
DEDICATED COVID-19 HELPLINE (24 X 7)

1. Dedicated COVID-19 Helpline : **1800 313 444 222**
2. Direct Telemedicine Line : **033 23576001**
3. Ambulance Service : **033 40902929**
4. COVID Telemedicine App "[Covid Telemedicine WB](#)" on Google Play Store
 - These services include allocation of beds in Govt. hospitals and Safe Homes
 - Telemedicine for citizens at large and those in home isolation
 - Ambulance service includes guidance and provision of Govt. ambulance
5. Tele-Psychological counselling services have started since August 1st, 2020.

General Queries

1	A	Total Queries addressed in last 24 hours	916
	B	Total Queries addressed till 19 th January	15,37,202

Telemedicine

2	A	Total consultations given in last 24 hours	596
	B	Total consultations given till 19 th January	5,67,010

Ambulance Services

3	A	Ambulances assigned in last 24 hours	229
	B	Total calls received in last 24 hours	231

Tele-Psychological Counselling

4	A	Counselling given in last 24 hours	887
	B	Counselling given till 19 th January	2,70,345

State Government Interventions :

- Weekly death rate is 2.45%. Both death rate and Infection rate are showing a downward trend.
- Status of availability of beds for COVID positive patients in government and private hospitals is available at Health & FW Department's website: www.wbhealth.gov.in
- Safe Homes : An initiative by the Government of West Bengal for care and treatment of asymptomatic/mild symptomatic COVID patients for whom home isolation is not possible /advisable
- As per State Government advisory Satellite Health Facilities are being developed by private hospitals in close vicinity of their hospitals as separate health facility for treatment of asymptomatic/mild symptomatic COVID patients. This intervention is expected to free beds in the hospitals for serious patients.

All the guidelines and orders relating to Covid-19 are posted on www.wbhealth.gov.in

You can follow us on :

Facebook at: <https://www.facebook.com/wbdhfw/>

Twitter at: <https://twitter.com/wbdhfw>