



Department of Health & Family Welfare Govt. of West Bengal

WEST BENGAL COVID-19 HEALTH BULLETIN – 1st JANUARY 2021

Active COVID-19 Cases as on 1st January: 11,616

S. No	Subject	Number
1	Total COVID-19 Cases till 31 st December	5,52,063
2	New COVID-19 Cases on 1 st January	1,153
3	Total COVID-19 Cases till 1st January (1+2)	5,53,216
4	Total Discharged	5,31,862 (+1,496)
5	Total Deaths as on 1 st January*	9,738 (+26)
6	Active COVID-19 Cases as on 1st January	11,616 (-369)
7	Discharge Rate (4/3)	96.14%

Note: All figures updated till 9AM, 1st January

#Daily increase/decrease with respect to previous day is shown as (+/-)

*Complete analysis can be referred from **Section X**, (Page no. 5)

S. No	Subject	Number
1	Samples Tested till 31 st December	71,10,430
2	Samples Tested on 1 st January	39,109
3	Total Number of Samples Tested till 1st January (1+2)	71,49,539
4	Tests per Million population	79,439
5	% of Positive Cases out of Samples Tested	7.74%
6	Total Testing Laboratories*	98
7	Testing Laboratories added this week	0
8	Testing Laboratories pending approval	1

*Detailed breakup of these laboratories is given on **Page 4 and Page 5**

S. No	Subject	Number
1	Total Number of Hospitals dedicated for treating COVID-19	102
2	Total Number of Govt. Hospitals dedicated for treating COVID-19	45
3	Total Number of Pvt. Hospitals requisitioned for treating COVID-19	57
4	Total Number of earmarked COVID-19 Beds	13,588
5	% Occupancy in COVID Beds	10.93%
6	Total ICU/HDU Beds in the COVID Hospitals	2,523
7	Total Number of Ventilators in the COVID Hospitals	1,279

Home Quarantine		
1	Total Home Quarantined People	12,16,200
2	Total number of people currently in Home Quarantine	77,554
3	Total number of people released from Home Quarantine	11,38,646
1	Total Number of Safe Homes	200
2	Total Number of Beds in Safe Homes	11,507
3	Total Number of Patients in Safe Homes currently	97



Department of Health & Family Welfare Govt. of West Bengal

WEST BENGAL COVID-19 HEALTH BULLETIN – 1st JANUARY 2021

V

DISTRICT SNAPSHOT#

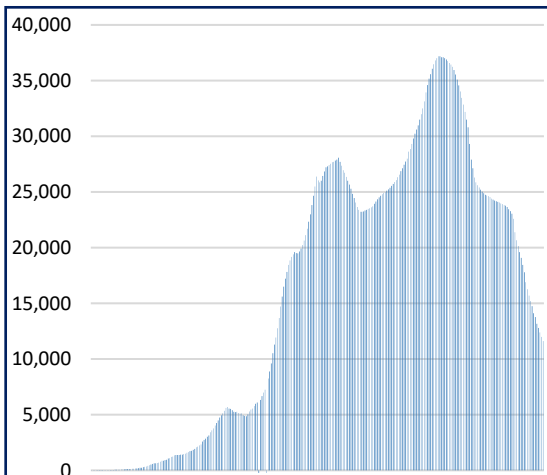
1	2	3	4	5	6 = 3-4-5	7
S. No	District	Total Cases	Total Discharged	Total Deaths	Total Active Cases	Last Reported Case
1	Alipurduar	7,643 ⁺⁴	7,507 ⁺⁴	85	51	31- Dec
2	Coochbehar	11,678 ⁺¹¹	11,375 ⁺²¹	72	231 ⁻¹⁰	31- Dec
3	Darjeeling	17,870 ⁺⁴³	17,188 ⁺⁴³	198	484	31- Dec
4	Kalimpong	2,170 ⁺⁵	2,097 ⁺⁵	24	49	31- Dec
5	Jalpaiguri	14,391 ⁺²⁸	13,841 ⁺¹⁴	155	395 ⁺¹⁴	31- Dec
6	Uttar Dinajpur	6,465 ⁺¹³	6,221 ⁺¹⁵	72	172 ⁻²	31- Dec
7	Dakshin Dinajpur	8,086 ⁺⁴	7,962 ⁺⁶	73	51 ⁻²	31- Dec
8	Malda	12,487 ⁺¹⁰	12,116 ⁺²³	111	260 ⁻¹³	31- Dec
9	Murshidabad	11,947 ⁺¹⁵	11,523 ⁺²³	147	277 ⁻⁸	31- Dec
10	Nadia	21,752 ⁺⁵⁷	20,784 ⁺⁷⁹	289 ⁺³	679 ⁻²⁵	31- Dec
11	Birbhum	9,626 ⁺³⁶	9,291 ⁺³²	84	251 ⁺⁴	31- Dec
12	Purulia	6,965 ⁺¹⁸	6,593 ⁺¹¹	47	325 ⁺⁷	31- Dec
13	Bankura	11,408 ⁺²⁴	10,979 ⁺³⁶	90	339 ⁻¹²	31- Dec
14	Jhargram	2,972 ⁺⁴	2,916 ⁺⁶	22	34 ⁻²	31- Dec
15	Paschim Medinipur	19,859 ⁺²⁹	19,159 ⁺⁵⁵	301 ⁺²	399 ⁻²⁸	31- Dec
16	Purba Medinipur	20,131 ⁺⁴⁵	19,357 ⁺⁸⁷	273	501 ⁻⁴²	31- Dec
17	Purba Bardhaman	12,288 ⁺³³	11,976 ⁺⁵⁵	95	217 ⁻²²	31- Dec
18	Paschim Bardhaman	15,529 ⁺⁷¹	14,836 ⁺⁸⁵	155 ⁺¹	538 ⁻¹⁵	31- Dec
19	Howrah	34,680 ⁺⁵⁵	33,025 ⁺⁷⁰	1,007 ⁺³	648 ⁻¹⁸	31- Dec
20	Hooghly	28,569 ⁺⁷⁹	27,329 ⁺⁶⁵	458	782 ⁺¹⁴	31- Dec
21	North 24 Parganas	1,16,960 ⁺²²⁹	1,12,629 ⁺²⁶⁹	2,341 ⁺⁸	1,990 ⁻⁴⁸	31- Dec
22	South 24 Parganas	36,069 ⁺⁶⁰	35,136 ⁺¹⁴¹	680 ⁺³	253 ⁻⁸⁴	31- Dec
23	Kolkata	1,23,605 ⁺²⁸⁰	1,17,959 ⁺³⁵¹	2,956 ⁺⁶	2,690 ⁻⁷⁷	31- Dec
24	Other State	66	63	3	0	6-June
TOTAL		5,53,216^{+1,153}	5,31,862^{+1,496}	9,738⁺²⁶	11,616⁻³⁶⁹	

#District Wise data is subject to verification and may change

#Daily increase/decrease with respect to previous day is in superscript as +/- (Eg: ⁺⁴)

VI

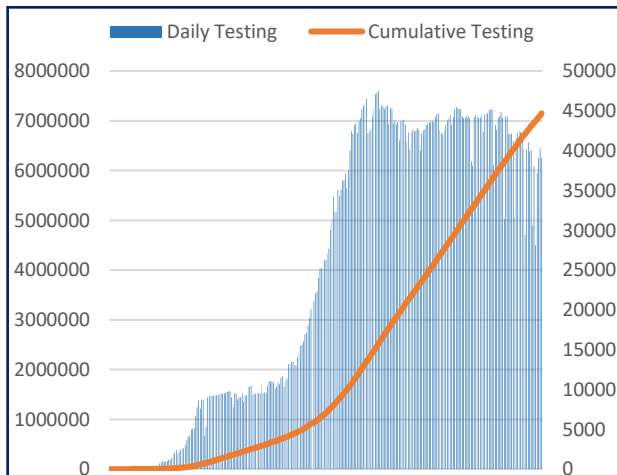
DAILY CUMULATIVE ACTIVE COVID-19 CASES



17th March to 1st Jan

VII

SAMPLES TESTED (Daily and Cumulative)



17th March to 1st Jan



Department of Health & Family Welfare
Govt. of West Bengal

WEST BENGAL COVID-19 HEALTH BULLETIN – 1st JANUARY 2021

VIII

UNIT WISE EQUIPMENT SUPPLY (CUMULATIVE)

S. No.	Unit Name	PPE	N95/FFP2	Regular Masks		Gloves	Sanitizer (In ltr.)
				Reusable Mask	Disposable Mask		
1	Alipurduar	17,800	26,250	13,400	1,00,900	74,200	5,092.0
2	Bankura	44,950	46,700	27,300	1,61,550	1,04,200	7,448.0
3	Birbhum	36,150	28,300	32,400	96,050	49,700	6,171.0
4	Bishnupur HD	15,350	31,600	54,600	1,25,750	1,17,200	6,061.0
5	Coochbehar	33,600	29,450	26,950	41,100	7,200	4,354.0
6	Dakshin Dinajpur	20,400	19,650	21,500	1,21,600	83,700	4,921.0
7	Darjeeling	52,250	50,650	22,900	32,200	10,700	4,498.0
8	Diamond Harbour HD	51,250	32,300	28,000	1,07,550	1,11,500	4,284.0
9	Hooghly	64,870	51,250	47,000	1,74,200	1,59,100	11,041.0
10	Howrah	1,13,450	78,000	63,780	2,02,550	2,33,200	6,531.0
11	Jalpaiguri	34,800	38,100	45,550	1,11,000	61,200	6,063.0
12	Jhargram	16,750	16,100	24,890	57,050	56,200	4,443.0
13	Kalimpong	21,150	20,900	19,000	68,050	35,200	4,370.5
14	Malda	26,100	23,200	26,000	87,100	97,700	7,151.0
15	Murshidabad	35,333	51,380	48,700	1,43,100	1,40,200	10,080.0
16	Nadia	62,070	39,740	37,100	1,49,050	1,39,700	5,831.0
17	North 24 Parganas	1,01,000	77,740	31,440	1,90,000	1,23,700	7,383.5
18	Basirhat HD	44,320	45,230	32,280	1,44,050	1,65,000	5,647.0
19	Paschim Bardhaman	37,850	35,100	17,780	1,21,000	1,21,900	2,257.0
20	Paschim Medinipur	32,450	45,300	41,090	1,56,050	1,42,700	7,435.0
21	Purba Bardhaman	58,650	51,700	27,100	1,36,550	1,53,700	9,943.0
22	Purba Medinipur	54,550	41,200	33,220	87,050	1,00,100	1,731.0
23	Nandigram HD	18,750	33,100	30,640	1,21,050	83,200	7,279.0
24	Purulia	50,450	34,600	52,700	1,48,550	1,21,700	7,421.0
25	Rampurhat HD	24,150	29,000	30,300	62,050	74,500	5,637.0
26	South 24 Parganas	57,450	33,600	33,400	1,07,250	1,10,400	2,141.0
27	Uttar Dinajpur	35,750	43,550	43,850	1,13,050	1,31,700	5,853.0
28	Bankura S MC&H	21,000	46,650	10,200	1,82,500	2,16,400	2,660.0
29	Coochbehar MC&H	13,800	14,900	14,600	53,500	83,500	3,442.0
30	NB MC&H	40,350	96,000	20,000	2,24,200	2,40,500	7,890.0
31	Diamond Harbour MC&H	13,300	24,200	10,100	1,47,500	1,50,000	3,898.0
32	Malda MC&H	18,800	71,100	13,100	1,88,500	2,27,500	5,968.0
33	Murshidabad MC&H	31,630	73,950	14,600	1,29,000	2,12,000	2,340.0
34	Bardhaman MC&H	23,900	34,100	17,500	1,89,500	2,27,500	3,448.0
35	Medinipur MC&H	56,300	72,700	34,100	2,53,000	2,00,000	11,598.0
36	Purulia MC&H	13,300	19,900	51,600	99,500	1,21,000	4,098.0
37	Rampurhat MC&H	21,400	25,900	17,600	40,000	77,500	10,048.0
38	Raiganj MC&H	14,100	11,900	13,100	56,500	87,000	2,190.0
39	JNM MC&H	17,400	21,000	24,000	45,000	59,500	2,972.0
40	Sagar Dutta MC&H	67,520	93,830	17,600	1,76,550	2,08,000	7,978.0
41	ID & BG Hospital	45,050	59,800	20,600	1,01,100	77,500	2,671.0
42	RG Kar MCH	40,850	66,500	15,800	3,01,050	3,40,200	7,207.0
43	NRS MCH	63,250	95,500	30,800	2,15,550	2,19,200	5,090.0
44	IPGMER & SSKMH	98,900	1,11,090	66,600	4,29,050	4,29,500	15,317.0
45	Medical College, Kolkata	1,66,450	1,50,000	20,800	3,26,050	4,27,500	9,262.0
46	CNMCH	52,350	48,300	23,150	1,33,500	1,01,500	3,672.0
47	Other Govt Dept/Institutions	4,31,051	3,90,795	2,26,188	10,69,271	10,74,202	59,055.0
48	Stock in hand-In Transit	3,57,918	14,08,235	8,72,451	5,73,937	2,93,708	54,918.0
TOTAL		27,70,262	39,90,040	24,47,359	81,00,208	78,83,210	3,86,789.0

*In addition to State supply, local procurement is also done.



Department of Health & Family Welfare Govt. of West Bengal

WEST BENGAL COVID-19 HEALTH BULLETIN – 1st JANUARY 2021

IX

DETAILS OF TESTING LABS

S. No.	Name of Testing Lab	Samples Tested	Method of Testing	Functional WEF
1	NICED	1,50,489	RT-PCR	Since Beginning
2	SSKM	2,35,992	RT-PCR	17-Mar
3	Medinipur MCH	1,43,414	RT-PCR	24-Mar
4	North Bengal MCH	2,70,717	RT-PCR	29-Mar
5	School of Tropical Medicine	1,86,086	RT-PCR	01-Apr
6	Apollo Hospital	37,914	RT-PCR	06-Apr
7	Tata Medical Centre	17,341	RT-PCR	06-Apr
8	Malda MCH	1,89,139	RT-PCR	08-Apr
9	Dr. Lal Pathlab	1,77,257	RT-PCR	17-Apr
10	Command Hospital	27,173	RT-PCR	17-Apr
11	CNCI	17,678	RT-PCR	22-Apr
12	RG Kar MCH	1,98,650	RT-PCR	24-Apr
13	SURAKSHA	1,05,726	RT-PCR	24-Apr
14	Murshidabad MCH	1,38,994	RT-PCR	26-Apr
15	Peerless	45,265	RT-PCR	30-Apr
16	Burdwan MCH	1,44,477	RT-PCR	06-May
17	MCH Kolkata	88,988	RT-PCR	08-May
18	NRS MCH	93,220	RT-PCR	12-May
19	Sanaka Hospitals	93,084	RT-PCR	12-May
20	Medica Hospital	97,459	RT-PCR	15-May
21	Bankura MCH	1,23,152	RT-PCR	22-May
22	Suri DH	1,07,423	RT-PCR	22-May
23	Coochbehar GMCH	1,09,468	RT-PCR	06-Jun
24	COMJNM Kalyani	1,38,128	RT-PCR	10-Jun
25	Desun Hospital	4,325	RT-PCR	17-Jun
26	RN Tagore Hospital	22,651	RT-PCR	24-Jun
27	Raigunj MCH	70,865	RT-PCR	26-Jun
28	Jagannath Gupta Institute of Medical Sciences	3,519	RT-PCR	06-Jul
29	ESI-Postgraduate Institute of Medical Science and Research	7,401	RT-PCR	16-Jul
30	Remedy Lifecare, Kolkata	8,530	RT-PCR	21-Jul
31	AMRI Dhakuria	33,719	RT-PCR	19-May
32	Rampurhat MCH	58,952	RT-PCR	19-May
33	CNMCH	44,397	RT-PCR	20-May
34	DH GMCH	93,092	RT-PCR	20-May
35	COMSDH	37,070	RT-PCR	27-May
36	Purulia Govt. MCH	63,266	RT-PCR	03-Jun
37	SRL Lab	74,326	RT-PCR	18-Jun
38	Probe diagnostics	18,345	RT-PCR	14-Aug
39	Pulse Diagnostics	30,752	RT-PCR	12-Sept
40	RB Diagnostic Kolkata	24,204	RT-PCR	20-Sept
41	Purba Medinipur DH	14,333	RT-PCR	24-Sept
42	B.P. Poddar Hospital & Medical Research Ltd	842	RT-PCR	27-Oct
43	Swastik Clinic & Seva Sadan Pvt. Ltd., Birbhum	156	RT-PCR	27-Oct
44	Repromed Diagnostic Ltd	6,185	RT-PCR	24-Sept
45	Gouri Devi Institute of Medical Sciences and Hospital	602	RT-PCR	7-Nov
46	IQ City Medical College Durgapur	879	RT-PCR	4-Dec
47	Imambara DH, Hooghly	597	RT-PCR	15-Dec
48	Saroj Gupta Cancer Center & Research Institute	108	RT-PCR	23-Dec
49	AMRI Salt Lake	11,869	CBNAAT	01-May
50	CMRI	10,599	CBNAAT	13-May
51	Asansol DH	2,199	TRUENAT	19-May

Note: Average tests per CBNAAT and TRUENAT machines are 32 per day and 16 per day respectively



Department of Health & Family Welfare Govt. of West Bengal

WEST BENGAL COVID-19 HEALTH BULLETIN – 1st JANUARY 2021

IX

DETAILS OF TESTING LABS

S. No.	Name of Testing Lab	Samples Tested	Method of Testing	Functional WEF
52	Jhargram DH	2,318	TRUENAT	19-May
53	Falakata SSH	3,800	TRUENAT	20-May
54	Balurghat DH	2,176	TRUENAT	22-May
55	Serampore DH	1,150	TRUENAT	25-May
56	Uluberia SSH	1,696	TRUENAT	27-May
57	Jangipur SDH	1,670	TRUENAT	27-May
58	Egra SDH	524	TRUENAT	27-May
59	MR Bangur Hospital	399	TRUENAT	28-May
60	Chanchal SDH	557	TRUENAT	28-May
61	Biswa Bangla Krirangan COVID Hospital	78,469	TRUENAT	31-May
62	Woodlands	5,713	CBNAAT	11-Jun
63	Alipurduar DH	1,542	TRUENAT	16-Jun
64	Basirhat DH	330	TRUENAT	19-Jun
65	Anandaloke Sonoscan, Siliguri	4,090	TRUENAT	27-Jun
66	Gangarampur SDH	1,140	CBNAAT	16-Jul
67	Contai SDH	1,891	TRUENAT	20-Jul
68	ILS hospital	1,447	TRUENAT	25-Jul
69	Uttar Latabari DH	89	TRUENAT	04-Aug
70	Nandigram SSH/DH	790	TRUENAT	04-Aug
71	Panskura Hospital	401	TRUENAT	06-Aug
72	Chittaranjan Seva Sadan Hospital	1,686	TRUENAT	10-Aug
73	Dr. PK Saha Hospital, Coochbihar	2,775	TRUENAT	11-Aug
74	Salt Lake SDH	756	TRUENAT	13-Aug
75	Charnock Hospital	3,415	TRUENAT	14-Aug
76	Gabberia SGH	148	TRUENAT	15-Aug
77	Spandan Disgnostic Center	5,791	TRUENAT	16-Aug
78	Kakdwip SSH	218	TRUENAT	17-Aug
79	Mal SSH	93	TRUENAT	18-Aug
80	Howrah DH	146	TRUENAT	21-Aug
81	Sagardighi SSH	299	TRUENAT	2-Sept
82	Domkal SSH	164	TRUENAT	6-Sept
83	Udaynarayanpur SGH Howrah	45	TRUENAT	7- Sept
84	GD Hospital & Diabetes Institute, Howrah	790	CBNAAT	8-Sept
85	Nightingale Diagnostic & Medicare Centre	1,496	TRUENAT	12-Sept
86	Bhagirathi Neotia Woman * Child Care Centre	268	CBNAAT	16-Sept
87	Krishnanagar DTC	139	TRUENAT	29-Sept
88	Mission Hospital, Durgapur	4,839	TRUENAT	29-Sept
89	Medinova, Kolkata	1,831	TRUENAT	1-Oct
90	MSS Bansal Medical, Kolkata	3,272	TRUENAT	2-Oct
91	TLJ, SGH, Howrah	29	TRUENAT	2-Oct
92	Narayan Memorial Hospital, Kolkata	281	TRUENAT	2-Oct
93	Kalimpong DH	324	TRUENAT	6-Oct
94	Mirik BPHC, Darjeeling	136	TRUENAT	9-Oct
95	Barjore SSH, Bankura	130	TRUENAT	11-Oct
96	Darjeeling DH	132	TRUENAT	11-Oct
97	Metropolis Kolkata	7,471	TRUENAT	14-Oct
98	Laboratory Services, Healthworld Hospitals, Durgapur	646	TRUENAT	4-Dec
99	<i>Antigen Test done within the State</i>	32,71,142	-	-
100	<i>Samples Tested in Labs Outside the State</i>	1,49,868	RT-PCR	-
TOTAL		71,49,539		

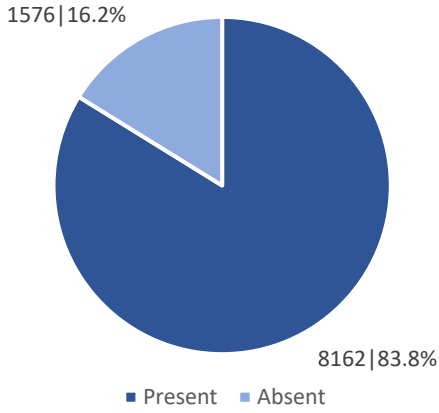
Note: Average tests per CBNAAT and TRUENAT machines are 32 per day and 16 per day respectively



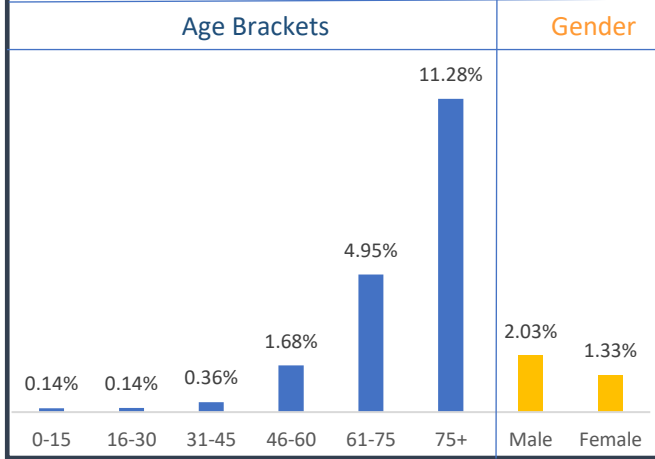
WEST BENGAL COVID-19 HEALTH BULLETIN – 1st JANUARY 2021

X

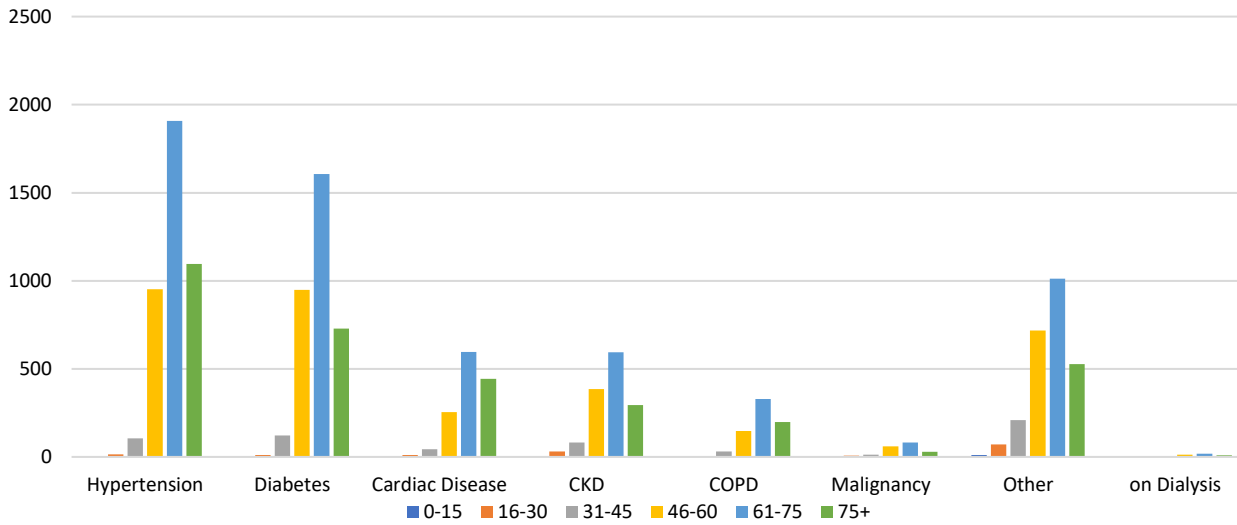
Comorbidity Status in Deceased Cases (n=9,738)



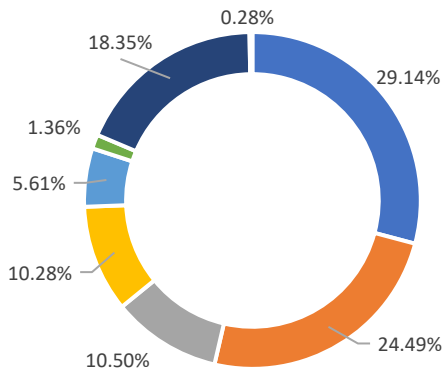
Fatality Rate in Respective Age Brackets & Gender Group



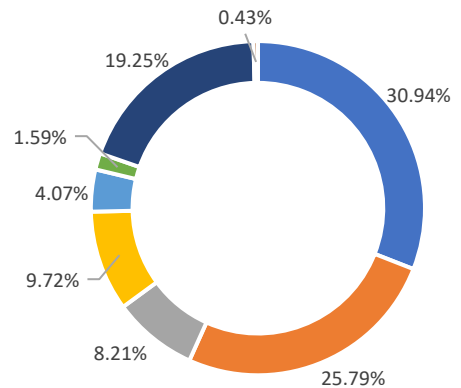
Age Group Wise Comorbidities Among Deceased



Share of Comorbidities in Male



Share of Comorbidities in Female



FATALITY ANALYSIS



Department of Health & Family Welfare Govt. of West Bengal

WEST BENGAL COVID-19 HEALTH BULLETIN – 1st JANUARY 2021

XI
EQUIPMENT SUPPLY

S. No	Equipment	Ordered by State Govt.	Received Yesterday	Total Received by State Govt.	Order Pending
1	PPEs	32.10 L	2,000	26.99 L	5.11 L
2	N95/FFP2 Masks	41.20 L	20,000	38.94 L	2.26 L
3	Regular Masks	85.20 L	NIL	85.20 L	NIL
4	Hand Sanitizers (In Ltrs.)	3.81 L	1,000	3.69 L	0.12 L
5	Gloves	85.00 L	20,000	75.70 L	9.30 L
6	Thermal Guns	20,000	NIL	20,000	NIL

XII
DEDICATED COVID-19 HELPLINE (24 X 7)

1. Dedicated COVID-19 Helpline : **1800 313 444 222**
2. Direct Telemedicine Line : **033 23576001**
3. Ambulance Service : **033 40902929**
4. COVID Telemedicine App "[Covid Telemedicine WB](#)" on Google Play Store
 - These services include allocation of beds in Govt. hospitals and Safe Homes
 - Telemedicine for citizens at large and those in home isolation
 - Ambulance service includes guidance and provision of Govt. ambulance
5. Tele-Psychological counselling services have started since August 1st, 2020.

General Queries			
1	A	Total Queries addressed in last 24 hours	1,481
	B	Total Queries addressed till 31 st December	15,16,085
Telemedicine			
2	A	Total consultations given in last 24 hours	774
	B	Total consultations given till 31 st December	5,53,651
Ambulance Services			
3	A	Ambulances assigned in last 24 hours	273
	B	Total calls received in last 24 hours	275
Tele-Psychological Counselling			
4	A	Counselling given in last 24 hours	1,232
	B	Counselling given till 31 st December	2,50,651

State Government Interventions :

- Weekly death rate is 2.05% .Both death rate and Infection rate are showing a downward trend.
- Status of availability of beds for COVID positive patients in government and private hospitals is available at Health & FW Department's website: www.wbhealth.gov.in
- Safe Homes : An initiative by the Government of West Bengal for care and treatment of asymptomatic/mild symptomatic COVID patients for whom home isolation is not possible /advisable
- As per State Government advisory Satellite Health Facilities are being developed by private hospitals in close vicinity of their hospitals as separate health facility for treatment of asymptomatic/mild symptomatic COVID patients. This intervention is expected to free beds in the hospitals for serious patients.

All the guidelines and orders relating to Covid-19 are posted on www.wbhealth.gov.in

You can follow us on :

Facebook at: <https://www.facebook.com/wbdhfw/>

Twitter at: <https://twitter.com/wbdhfw>