



Department of Health & Family Welfare Govt. of West Bengal

WEST BENGAL COVID-19 HEALTH BULLETIN – 1st APRIL 2021

Active COVID-19 Cases as on 1st April: 6,513

| COVID 19 STATUS | S. No | Subject | Number |
|-----------------|-------|---|---------------------|
| | 1 | Total COVID-19 Cases till 31 st March | 5,86,915 |
| | 2 | New COVID-19 Cases on 1 st April | 1,274 |
| | 3 | Total COVID-19 Cases till 1st April (1+2) | 5,88,189 |
| | 4 | Total Discharged | 5,71,345 (+534) |
| | 5 | Total Deaths as on 1 st April* | 10,331 (+2) |
| | 6 | Active COVID-19 Cases as on 1st April | 6,513 (+738) |
| | 7 | Discharge Rate (4/3) | 97.14% |

Note: All figures updated till 9AM, 1st April

#Daily increase/decrease with respect to previous day is shown as (+/-)

**Complete analysis can be referred from Section X, (Page no. 5)*

| TESTING SNAPSHOT | S. No | Subject | Number |
|------------------|---------------------------------------|---|------------------|
| | 1 | Samples Tested till 31 st March | 91,72,599 |
| | 2 | Samples Tested on 1 st April | 25,766 |
| | 3 | Total Number of Samples Tested till 1st April (1+2) | 91,98,365 |
| | 4 | Tests per Million population | 1,02,204 |
| | 5 | % of Positive Cases out of Samples Tested | 6.39% |
| | 6 | Total Testing Laboratories* | 105 |
| | 7 | Testing Laboratories added this week | 0 |
| 8 | Testing Laboratories pending approval | 1 | |

**Detailed breakup of these laboratories is given on Page 4 and Page 5*

| INFRASTRUCTURE DETAILS | S. No | Subject | Number |
|------------------------|--|--|--------|
| | 1 | Total Number of Hospitals dedicated for treating COVID-19 | 46 |
| | 2 | Total Number of Govt. Hospitals dedicated for treating COVID-19 | 35 |
| | 3 | Total Number of Pvt. Hospitals requisitioned for treating COVID-19 | 11 |
| | 4 | Total Number of earmarked COVID-19 Beds | 5,604 |
| | 5 | % Occupancy in COVID Beds | 9.96% |
| | 6 | Total ICU/HDU Beds in the COVID Hospitals | 1,357 |
| 7 | Total Number of Ventilators in the COVID Hospitals | 525 | |

| QUARANTINE DETAILS | Home Quarantine | | |
|--------------------|-----------------|--|-----------|
| | 1 | Total Home Quarantined People | 25,68,213 |
| | 2 | Total number of people currently in Home Quarantine | 9,446 |
| | 3 | Total number of people released from Home Quarantine | 25,58,767 |
| | 1 | Total Number of Safe Homes | 200 |
| | 2 | Total Number of Beds in Safe Homes | 11,507 |
| | 3 | Total Number of Patients in Safe Homes currently | 1 |



Department of Health & Family Welfare Govt. of West Bengal

WEST BENGAL COVID-19 HEALTH BULLETIN – 1st APRIL 2021

V

DISTRICT SNAPSHOT#

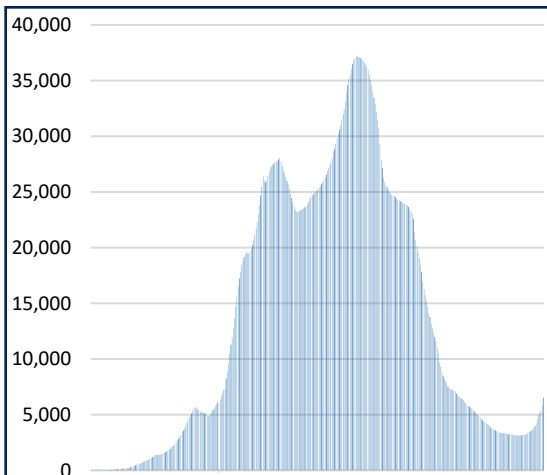
| 1 | 2 | 3 | 4 | 5 | 6 = 3-4-5 | 7 |
|--------------|-------------------|----------------------------------|--------------------------------|----------------------------|-----------------------------|--------------------|
| S. No | District | Total Cases | Total Discharged | Total Deaths | Total Active Cases | Last Reported Case |
| 1 | Alipurduar | 7,736 ⁺¹ | 7,638 ⁺² | 86 | 12 ⁻¹ | 31- Mar |
| 2 | Coochbehar | 11,892 ⁺² | 11,799 ⁺² | 72 | 21 | 31- Mar |
| 3 | Darjeeling | 18,662 ⁺¹⁸ | 18,364 ⁺⁸ | 204 | 94 ⁺¹⁰ | 31- Mar |
| 4 | Kalimpong | 2,246 ⁺¹ | 2,210 ⁺¹ | 27 | 9 | 31- Mar |
| 5 | Jalpaiguri | 14,817 ⁺¹⁰ | 14,609 ⁺⁴ | 164 | 44 ⁺⁶ | 31- Mar |
| 6 | Uttar Dinajpur | 6,856 ⁺⁶ | 6,699 ⁺⁹ | 78 | 79 ⁻³ | 31- Mar |
| 7 | Dakshin Dinajpur | 8,207 ⁺¹ | 8,117 ⁺¹ | 74 | 16 | 31- Mar |
| 8 | Malda | 12,871 ⁺²⁰ | 12,660 ⁺⁶ | 114 | 97 ⁺¹⁴ | 31- Mar |
| 9 | Murshidabad | 12,463 ⁺¹⁸ | 12,224 ⁺⁷ | 149 | 90 ⁺¹¹ | 31- Mar |
| 10 | Nadia | 22,879 ⁺¹⁶ | 22,462 ⁺¹⁰ | 320 | 97 ⁺⁶ | 31- Mar |
| 11 | Birbhum | 10,394 ⁺⁴⁰ | 10,072 ⁺⁹ | 89 | 233 ⁺³¹ | 31- Mar |
| 12 | Purulia | 7,479 ⁺²² | 7,325 ⁺⁸ | 49 | 105 ⁺¹⁴ | 31- Mar |
| 13 | Bankura | 12,167 ⁺⁸ | 12,013 ⁺⁵ | 92 | 62 ⁺³ | 31- Mar |
| 14 | Jhargram | 3,072 ⁺² | 3,044 | 22 | 6 ⁺² | 31- Mar |
| 15 | Paschim Medinipur | 20,391 ⁺⁸ | 20,009 ⁺⁶ | 312 | 70 ⁺² | 31- Mar |
| 16 | Purba Medinipur | 20,868 ⁺²⁹ | 20,504 ⁺⁷ | 279 | 85 ⁺²² | 31- Mar |
| 17 | Purba Bardhaman | 12,812 ⁺¹⁵ | 12,646 ⁺⁵ | 103 | 63 ⁺¹⁰ | 31- Mar |
| 18 | Paschim Bardhaman | 16,999 ⁺⁷⁰ | 16,464 ⁺¹⁷ | 170 | 365 ⁺⁵³ | 31- Mar |
| 19 | Howrah | 36,891 ⁺¹¹² | 35,319 ⁺⁴¹ | 1,053 | 519 ⁺⁷¹ | 31- Mar |
| 20 | Hooghly | 30,188 ⁺⁷³ | 29,418 ⁺¹⁹ | 498 | 272 ⁺⁵⁴ | 31- Mar |
| 21 | North 24 Parganas | 1,26,368 ⁺³⁴⁴ | 1,22,454 ⁺¹⁵¹ | 2,534 ⁺¹ | 1,380 ⁺¹⁹² | 31- Mar |
| 22 | South 24 Parganas | 37,903 ⁺⁵⁹ | 36,913 ⁺²⁸ | 715 | 275 ⁺³¹ | 31- Mar |
| 23 | Kolkata | 1,33,962 ⁺³⁹⁹ | 1,28,319 ⁺¹⁸⁸ | 3,124 ⁺¹ | 2,519 ⁺²¹⁰ | 31- Mar |
| 24 | Other State | 66 | 63 | 3 | 0 | 6-June |
| TOTAL | | 5,88,189^{+1,274} | 5,71,345⁺⁵³⁴ | 10,331⁺² | 6,513⁺⁷³⁸ | |

#District Wise data is subject to verification and may change

#Daily increase/decrease with respect to previous day is in superscript as +/- (Eg: ⁺⁴)

VI

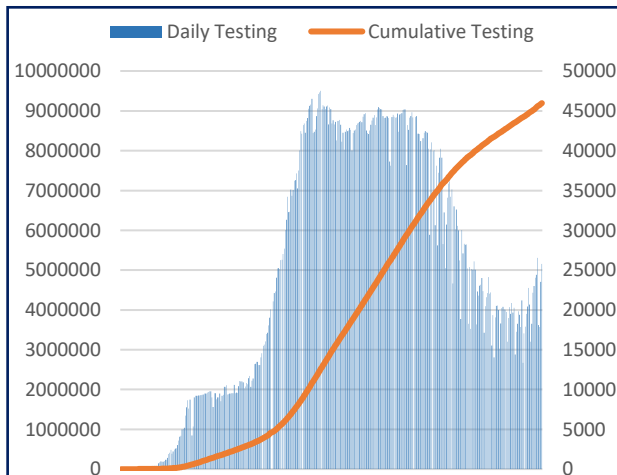
DAILY CUMULATIVE ACTIVE COVID-19 CASES



17th March to 1st Apr

VII

SAMPLES TESTED (Daily and Cumulative)



17th March to 1st Apr



Department of Health & Family Welfare Govt. of West Bengal

WEST BENGAL COVID-19 HEALTH BULLETIN – 1st APRIL 2021

VIII

UNIT WISE EQUIPMENT SUPPLY (CUMULATIVE)

| S. No. | Unit Name | PPE | N95/FFP2 | Regular Masks | | Gloves | Sanitizer (In ltr.) |
|--------------|------------------------------|------------------|------------------|------------------|--------------------|------------------|------------------------|
| | | | | Reusable Mask | Disposable Mask | | |
| 1 | Alipurduar | 17,800 | 26,250 | 13,400 | 1,00,900 | 74,200 | 5,092.0 |
| 2 | Bankura | 44,950 | 46,700 | 27,300 | 1,61,550 | 1,04,200 | 7,448.0 |
| 3 | Birbhum | 36,150 | 28,300 | 32,400 | 96,050 | 49,700 | 6,171.0 |
| 4 | Bishnupur HD | 15,350 | 31,600 | 54,600 | 1,25,750 | 1,17,200 | 6,061.0 |
| 5 | Coochbehar | 33,600 | 29,450 | 26,950 | 41,100 | 7,200 | 4,354.0 |
| 6 | Dakshin Dinajpur | 20,400 | 19,650 | 21,500 | 1,21,600 | 83,700 | 4,921.0 |
| 7 | Darjeeling | 52,250 | 50,650 | 22,900 | 32,200 | 10,700 | 4,498.0 |
| 8 | Diamond Harbour HD | 51,250 | 32,300 | 28,000 | 1,07,550 | 1,11,500 | 4,284.0 |
| 9 | Hooghly | 64,870 | 51,250 | 47,000 | 1,74,200 | 1,59,100 | 11,041.0 |
| 10 | Howrah | 1,13,450 | 78,000 | 63,780 | 2,02,550 | 2,33,200 | 6,531.0 |
| 11 | Jalpaiguri | 34,800 | 38,100 | 45,550 | 1,11,000 | 61,200 | 6,063.0 |
| 12 | Jhargram | 16,750 | 16,100 | 24,890 | 57,050 | 56,200 | 4,443.0 |
| 13 | Kalimpong | 21,150 | 20,900 | 19,000 | 68,050 | 35,200 | 4,370.5 |
| 14 | Malda | 26,100 | 23,200 | 26,000 | 87,100 | 97,700 | 7,151.0 |
| 15 | Murshidabad | 35,333 | 51,380 | 48,700 | 1,43,100 | 1,40,200 | 10,080.0 |
| 16 | Nadia | 62,070 | 39,740 | 37,100 | 1,49,050 | 1,39,700 | 5,831.0 |
| 17 | North 24 Parganas | 1,01,000 | 77,740 | 31,440 | 1,90,000 | 1,23,700 | 7,383.5 |
| 18 | Basirhat HD | 44,320 | 45,230 | 32,280 | 1,44,050 | 1,65,000 | 5,647.0 |
| 19 | Paschim Bardhaman | 37,850 | 35,100 | 17,780 | 1,21,000 | 1,21,900 | 2,257.0 |
| 20 | Paschim Medinipur | 32,450 | 45,300 | 41,090 | 1,56,050 | 1,42,700 | 7,435.0 |
| 21 | Purba Bardhaman | 58,650 | 51,700 | 27,100 | 1,36,550 | 1,53,700 | 9,943.0 |
| 22 | Purba Medinipur | 54,550 | 41,200 | 33,220 | 87,050 | 1,00,100 | 1,731.0 |
| 23 | Nandigram HD | 18,750 | 33,100 | 30,640 | 1,21,050 | 83,200 | 7,279.0 |
| 24 | Purulia | 50,450 | 34,600 | 52,700 | 1,48,550 | 1,21,700 | 7,421.0 |
| 25 | Rampurhat HD | 24,150 | 29,000 | 30,300 | 62,050 | 74,500 | 5,637.0 |
| 26 | South 24 Parganas | 57,450 | 33,600 | 33,400 | 1,07,250 | 1,10,400 | 2,141.0 |
| 27 | Uttar Dinajpur | 35,750 | 43,550 | 43,850 | 1,13,050 | 1,31,700 | 5,853.0 |
| 28 | Bankura S MC&H | 21,000 | 46,650 | 10,200 | 1,82,500 | 2,16,400 | 2,660.0 |
| 29 | Coochbehar MC&H | 13,800 | 14,900 | 14,600 | 53,500 | 83,500 | 3,442.0 |
| 30 | NB MC&H | 40,350 | 96,000 | 20,000 | 2,24,200 | 2,40,500 | 7,890.0 |
| 31 | Diamond Harbour MC&H | 13,300 | 24,200 | 10,100 | 1,47,500 | 1,50,000 | 3,898.0 |
| 32 | Malda MC&H | 18,800 | 71,100 | 13,100 | 1,88,500 | 2,27,500 | 5,968.0 |
| 33 | Murshidabad MC&H | 31,630 | 73,950 | 14,600 | 1,29,000 | 2,12,000 | 2,340.0 |
| 34 | Bardhaman MC&H | 23,900 | 34,100 | 17,500 | 1,89,500 | 2,27,500 | 3,448.0 |
| 35 | Medinipur MC&H | 56,300 | 72,700 | 34,100 | 2,53,000 | 2,00,000 | 11,598.0 |
| 36 | Purulia MC&H | 13,300 | 19,900 | 51,600 | 99,500 | 1,21,000 | 4,098.0 |
| 37 | Rampurhat MC&H | 21,400 | 25,900 | 17,600 | 40,000 | 77,500 | 10,048.0 |
| 38 | Raiganj MC&H | 14,100 | 11,900 | 13,100 | 56,500 | 87,000 | 2,190.0 |
| 39 | JNM MC&H | 17,400 | 21,000 | 24,000 | 45,000 | 59,500 | 2,972.0 |
| 40 | Sagar Dutta MC&H | 67,520 | 93,830 | 17,600 | 1,76,550 | 2,08,000 | 7,978.0 |
| 41 | ID & BG Hospital | 45,050 | 59,800 | 20,600 | 1,01,100 | 77,500 | 2,671.0 |
| 42 | RG Kar MCH | 40,850 | 66,500 | 15,800 | 3,01,050 | 3,40,200 | 7,207.0 |
| 43 | NRS MCH | 63,250 | 95,500 | 30,800 | 2,15,550 | 2,19,200 | 5,090.0 |
| 44 | IPGMER & SSKMH | 98,900 | 1,11,090 | 66,600 | 4,29,050 | 4,29,500 | 15,317.0 |
| 45 | Medical College, Kolkata | 1,66,450 | 1,50,000 | 20,800 | 3,26,050 | 4,27,500 | 9,262.0 |
| 46 | CNMCH | 52,350 | 48,300 | 23,150 | 1,33,500 | 1,01,500 | 3,672.0 |
| 47 | Other Govt Dept/Institutions | 4,31,051 | 3,90,795 | 2,26,188 | 10,69,271 | 10,74,202 | 59,055.0 |
| 48 | Stock in hand-In Transit | 5,39,918 | 23,93,235 | 8,72,451 | 24,43,937 | 21,83,708 | 1,44,918.0 |
| TOTAL | | 29,52,262 | 49,75,040 | 24,47,359 | 99,70,208 | 97,73,210 | 4,76,789.0 |

**In addition to State supply, local procurement is also done.*



Department of Health & Family Welfare Govt. of West Bengal

WEST BENGAL COVID-19 HEALTH BULLETIN – 1st APRIL 2021

IX

DETAILS OF TESTING LABS

| S. No. | Name of Testing Lab | Samples Tested | Method of Testing | Functional WEF |
|--------|--|----------------|-------------------|-----------------|
| 1 | NICED | 2,12,450 | RT-PCR | Since Beginning |
| 2 | SSKM | 2,94,181 | RT-PCR | 17-Mar |
| 3 | Medinipur MCH | 1,61,208 | RT-PCR | 24-Mar |
| 4 | North Bengal MCH | 3,47,008 | RT-PCR | 29-Mar |
| 5 | School of Tropical Medicine | 2,25,891 | RT-PCR | 01-Apr |
| 6 | Apollo Hospital | 54,694 | RT-PCR | 06-Apr |
| 7 | Tata Medical Centre | 20,718 | RT-PCR | 06-Apr |
| 8 | Malda MCH | 2,51,764 | RT-PCR | 08-Apr |
| 9 | Dr. Lal Pathlab | 2,24,355 | RT-PCR | 17-Apr |
| 10 | Command Hospital | 34,336 | RT-PCR | 17-Apr |
| 11 | CNCI | 23,430 | RT-PCR | 22-Apr |
| 12 | RG Kar MCH | 2,57,119 | RT-PCR | 24-Apr |
| 13 | SURAKSHA | 1,29,317 | RT-PCR | 24-Apr |
| 14 | Murshidabad MCH | 1,93,721 | RT-PCR | 26-Apr |
| 15 | Peerless | 64,437 | RT-PCR | 30-Apr |
| 16 | Burdwan MCH | 1,85,779 | RT-PCR | 06-May |
| 17 | MCH Kolkata | 1,05,959 | RT-PCR | 08-May |
| 18 | NRS MCH | 1,34,915 | RT-PCR | 12-May |
| 19 | Sanaka Hospitals | 1,00,619 | RT-PCR | 12-May |
| 20 | Medica Hospital | 1,19,174 | RT-PCR | 15-May |
| 21 | Bankura MCH | 1,60,584 | RT-PCR | 22-May |
| 22 | Suri DH | 1,35,772 | RT-PCR | 22-May |
| 23 | Coochbehar GMCH | 1,68,620 | RT-PCR | 06-Jun |
| 24 | COMJNM Kalyani | 1,69,798 | RT-PCR | 10-Jun |
| 25 | Desun Hospital | 6,671 | RT-PCR | 17-Jun |
| 26 | RN Tagore Hospital | 36,197 | RT-PCR | 24-Jun |
| 27 | Raigunj MCH | 83,248 | RT-PCR | 26-Jun |
| 28 | Jagannath Gupta Institute of Medical Sciences | 4,490 | RT-PCR | 06-Jul |
| 29 | ESI-Postgraduate Institute of Medical Science and Research | 11,319 | RT-PCR | 16-Jul |
| 30 | Remedy Lifecare, Kolkata | 12,309 | RT-PCR | 21-Jul |
| 31 | AMRI Dhakuria | 45,828 | RT-PCR | 19-May |
| 32 | Rampurhat MCH | 82,469 | RT-PCR | 19-May |
| 33 | CNMCH | 74,142 | RT-PCR | 20-May |
| 34 | DH GMCH | 1,67,766 | RT-PCR | 20-May |
| 35 | COMSDH | 52,398 | RT-PCR | 27-May |
| 36 | Purulia Govt. MCH | 97,281 | RT-PCR | 03-Jun |
| 37 | SRL Lab | 1,25,520 | RT-PCR | 18-Jun |
| 38 | Probe diagnostics | 39,303 | RT-PCR | 14-Aug |
| 39 | Pulse Diagnostics | 61,091 | RT-PCR | 12-Sept |
| 40 | RB Diagnostic Kolkata | 51,911 | RT-PCR | 20-Sept |
| 41 | Purba Medinipur DH | 26,881 | RT-PCR | 24-Sept |
| 42 | B.P. Poddar Hospital & Medical Research Ltd | 2,136 | RT-PCR | 27-Oct |
| 43 | Swastik Clinic & Seva Sadan Pvt. Ltd., Birbhum | 241 | RT-PCR | 27-Oct |
| 44 | Repromed Diagnostic Ltd | 14,703 | RT-PCR | 24-Sept |
| 45 | Gouri Devi Institute of Medical Sciences and Hospital | 1,843 | RT-PCR | 7-Nov |
| 46 | IQ City Medical College Durgapur | 3,963 | RT-PCR | 4-Dec |
| 47 | Imambara DH, Hooghly | 14,565 | RT-PCR | 15-Dec |
| 48 | Saroj Gupta Cancer Center & Research Institute | 2162 | RT-PCR | 23-Dec |
| 49 | Lasco Medicare Pvt. Ltd. Howrah | 1080 | RT-PCR | 5-Jan |
| 50 | Icare Institute of Medical Sciences and Research | 318 | RT-PCR | 25-Jan |
| 51 | Sanjiban Hospital, Howrah | 1102 | RT-PCR | 23-Feb |
| 52 | AMRI Salt Lake | 16,617 | CBNAAT | 01-May |
| 53 | CMRI | 16,406 | CBNAAT | 13-May |

Note: Average tests per CBNAAT and TRUENAT machines are 32 per day and 16 per day respectively



Department of Health & Family Welfare Govt. of West Bengal

WEST BENGAL COVID-19 HEALTH BULLETIN – 1st APRIL 2021

IX

DETAILS OF TESTING LABS

| S. No. | Name of Testing Lab | Samples Tested | Method of Testing | Functional WEF |
|--------------|--|------------------|-------------------|----------------|
| 54 | Asansol DH | 2,765 | TRUENAT | 19-May |
| 55 | Jhargram DH | 2,675 | TRUENAT | 19-May |
| 56 | Falakata SSH | 3,856 | TRUENAT | 20-May |
| 57 | Balurghat DH | 2,530 | TRUENAT | 22-May |
| 58 | Serampore DH | 1,176 | TRUENAT | 25-May |
| 59 | Uluberia SSH | 1,837 | TRUENAT | 27-May |
| 60 | Jangipur SDH | 1,685 | TRUENAT | 27-May |
| 61 | Egra SDH | 531 | TRUENAT | 27-May |
| 62 | MR Bangur Hospital | 415 | TRUENAT | 28-May |
| 63 | Chanchal SDH | 557 | TRUENAT | 28-May |
| 64 | Biswa Bangla Krirangan COVID Hospital | 85,972 | TRUENAT | 31-May |
| 65 | Woodlands | 8,563 | CBNAAT | 11-Jun |
| 66 | Alipurduar DH | 1,542 | TRUENAT | 16-Jun |
| 67 | Basirhat DH | 335 | TRUENAT | 19-Jun |
| 68 | Anandaloke Sonoscan, Siliguri | 6,540 | TRUENAT | 27-Jun |
| 69 | Gangarampur SDH | 1,174 | CBNAAT | 16-Jul |
| 70 | Contai SDH | 1,891 | TRUENAT | 20-Jul |
| 71 | ILS hospital | 1,885 | TRUENAT | 25-Jul |
| 72 | Uttar Latabari DH | 105 | TRUENAT | 04-Aug |
| 73 | Nandigram SSH/DH | 792 | TRUENAT | 04-Aug |
| 74 | Panskura Hospital | 436 | TRUENAT | 06-Aug |
| 75 | Chittaranjan Seva Sadan Hospital | 1,701 | TRUENAT | 10-Aug |
| 76 | Dr. PK Saha Hospital, Coochbihar | 4,084 | TRUENAT | 11-Aug |
| 77 | Salt Lake SDH | 846 | TRUENAT | 13-Aug |
| 78 | Charnock Hospital | 5,738 | TRUENAT | 14-Aug |
| 79 | Gabberia SGH | 207 | TRUENAT | 15-Aug |
| 80 | Spandan Disgnostic Center | 8,172 | TRUENAT | 16-Aug |
| 81 | Kakdwip SSH | 277 | TRUENAT | 17-Aug |
| 82 | Mal SSH | 189 | TRUENAT | 18-Aug |
| 83 | Howrah DH | 172 | TRUENAT | 21-Aug |
| 84 | Sagardighi SSH | 502 | TRUENAT | 2-Sept |
| 85 | Domkal SSH | 164 | TRUENAT | 6-Sept |
| 86 | Udaynarayanpur SGH Howrah | 53 | TRUENAT | 7- Sept |
| 87 | GD Hospital & Diabetes Institute, Howrah | 1,396 | CBNAAT | 8-Sept |
| 88 | Nightingale Diagnostic & Medicare Centre | 3,437 | TRUENAT | 12-Sept |
| 89 | Bhagirathi Neotia Woman * Child Care Centre | 518 | CBNAAT | 16-Sept |
| 90 | Krishnanagar DTC | 171 | TRUENAT | 29-Sept |
| 91 | Mission Hospital, Durgapur | 9,392 | TRUENAT | 29-Sept |
| 92 | Medinova, Kolkata | 3,229 | TRUENAT | 1-Oct |
| 93 | MSS Bansal Medical, Kolkata | 6,707 | TRUENAT | 2-Oct |
| 94 | TLJ, SGH, Howrah | 194 | TRUENAT | 2-Oct |
| 95 | Narayan Memorial Hospital, Kolkata | 553 | TRUENAT | 2-Oct |
| 96 | Kalimpong DH | 335 | TRUENAT | 6-Oct |
| 97 | Mirik BPHC, Darjeeling | 136 | TRUENAT | 9-Oct |
| 98 | Barjore SSH, Bankura | 291 | TRUENAT | 11-Oct |
| 99 | Darjeeling DH | 232 | TRUENAT | 11-Oct |
| 100 | Metropolis Kolkata | 27,011 | TRUENAT | 14-Oct |
| 101 | Laboratory Services, Healthworld Hospitals, Durgapur | 2,700 | TRUENAT | 4-Dec |
| 102 | Neotia Getwel Healthcare Centre, Siliguri | 276 | CBNAAT | 9-Jan |
| 103 | Arogya Niketan Nursing Home | 349 | TRUENAT | 16-Jan |
| 104 | Ruby General Hospital | 529 | CBNAAT | 20-Jan |
| 105 | Cliniperfect Polyclinic and Diagnostics | 81 | TRUENAT | 23-Feb |
| 106 | Antigen Test done within the State | 39,39,870 | - | - |
| 107 | Samples Tested in Labs Outside the State | 2,21,782 | RT-PCR | - |
| TOTAL | | 91,98,365 | | |

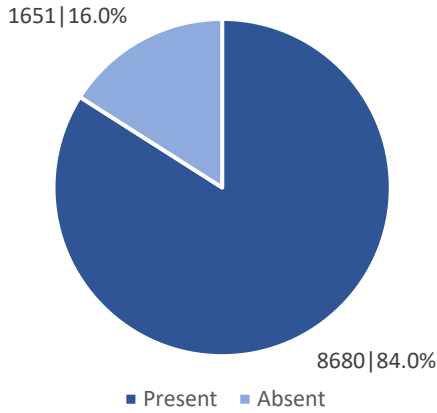
Note: Average tests per CBNAAT and TRUENAT machines are 32 per day and 16 per day respectively



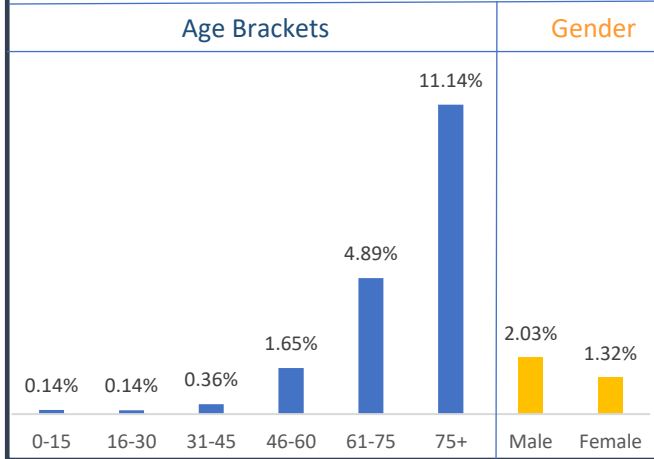
WEST BENGAL COVID-19 HEALTH BULLETIN – 1st APRIL 2021

X

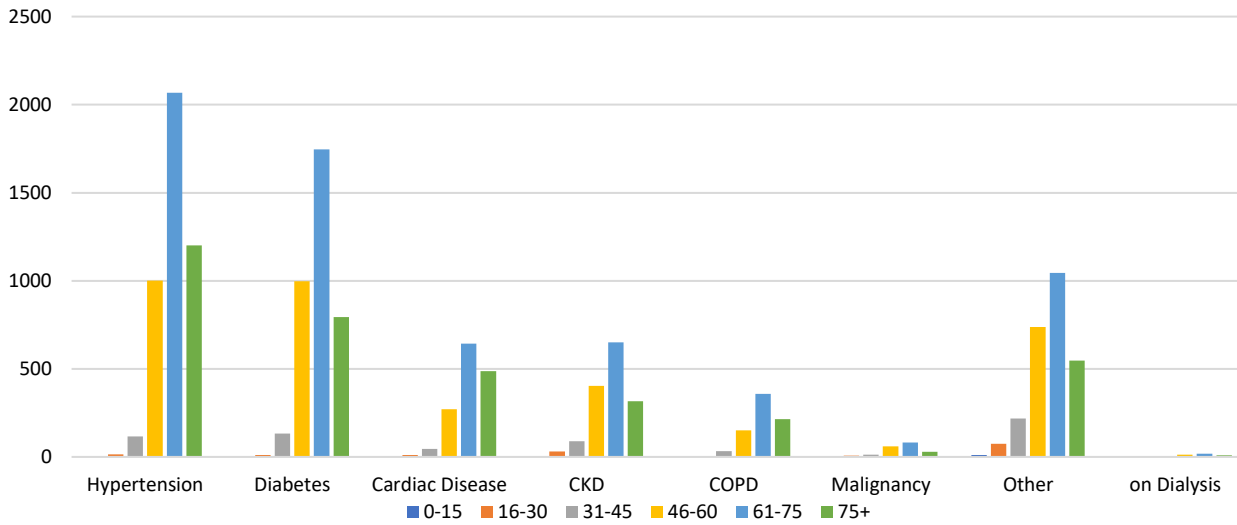
Comorbidity Status in Deceased Cases (n=10,331)



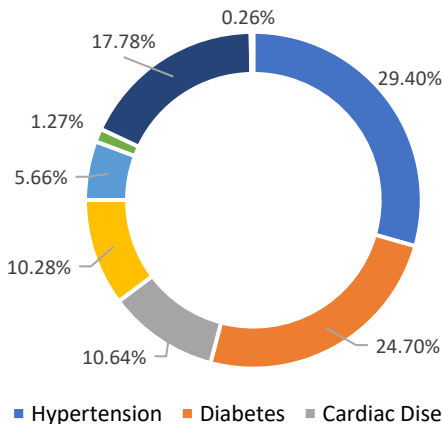
Fatality Rate in Respective Age Brackets & Gender Group



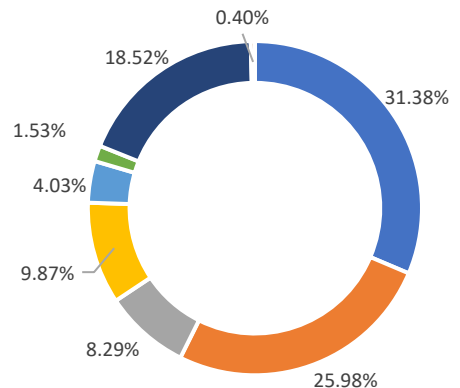
Age Group Wise Comorbidities Among Deceased



Share of Comorbidities in Male



Share of Comorbidities in Female



FATALITY ANALYSIS



Department of Health & Family Welfare Govt. of West Bengal

WEST BENGAL COVID-19 HEALTH BULLETIN – 1st APRIL 2021

XI

EQUIPMENT SUPPLY

| S. No | Equipment | Ordered by State Govt. | Received Yesterday | Total Received by State Govt. | Order Pending |
|-------|----------------------------|------------------------|--------------------|-------------------------------|---------------|
| 1 | PPEs | 32.10 L | 2,000 | 28.81 L | 3.29 L |
| 2 | N95/FFP2 Masks | 54.20 L | 10,000 | 48.79 L | 5.41 L |
| 3 | Regular Masks | 123.84 L | 20,000 | 103.90 L | 19.94 L |
| 4 | Hand Sanitizers (In Ltrs.) | 5.01 L | 1,000 | 4.59 L | 0.42 L |
| 5 | Gloves | 125.00 L | 20,000 | 94.60 L | 30.40 L |
| 6 | Thermal Guns | 20,000 | NIL | 20,000 | NIL |

XII

DEDICATED COVID-19 HELPLINE (24 X 7)

1. Dedicated COVID-19 Helpline : **1800 313 444 222**
2. Direct Telemedicine Line : **033 23576001**
3. Ambulance Service : **033 40902929**
4. COVID Telemedicine App "[Covid Telemedicine WB](#)" on Google Play Store
 - These services include allocation of beds in Govt. hospitals and Safe Homes
 - Telemedicine for citizens at large and those in home isolation
 - Ambulance service includes guidance and provision of Govt. ambulance
5. Tele-Psychological counselling services have started since August 1st, 2020.

General Queries

| | | | |
|---|---|---|-----------|
| 1 | A | Total Queries addressed in last 24 hours | 846 |
| | B | Total Queries addressed till 31 st March | 15,91,158 |

Telemedicine

| | | | |
|---|---|---|----------|
| 2 | A | Total consultations given in last 24 hours | 225 |
| | B | Total consultations given till 31 st March | 5,87,810 |

Ambulance Services

| | | | |
|---|---|---------------------------------------|----|
| 3 | A | Ambulances assigned in last 24 hours | 34 |
| | B | Total calls received in last 24 hours | 34 |

Tele-Psychological Counselling

| | | | |
|---|---|---|----------|
| 4 | A | Counselling given in last 24 hours | 361 |
| | B | Counselling given till 31 st March | 2,98,354 |

State Government Interventions :

- Weekly death rate is 1.94%. Both death rate and Infection rate are showing a downward trend.
- Status of availability of beds for COVID positive patients in government and private hospitals is available at Health & FW Department's website: www.wbhealth.gov.in
- Safe Homes : An initiative by the Government of West Bengal for care and treatment of asymptomatic/mild symptomatic COVID patients for whom home isolation is not possible /advisable
- As per State Government advisory Satellite Health Facilities are being developed by private hospitals in close vicinity of their hospitals as separate health facility for treatment of asymptomatic/mild symptomatic COVID patients. This intervention is expected to free beds in the hospitals for serious patients.

All the guidelines and orders relating to Covid-19 are posted on www.wbhealth.gov.in

You can follow us on :

Facebook at: <https://www.facebook.com/wbdhfw/>

Twitter at: <https://twitter.com/wbdhfw>