



# Department of Health & Family Welfare Govt. of West Bengal

## WEST BENGAL COVID-19 HEALTH BULLETIN – 15<sup>th</sup> SEPTEMBER 2020

### Active COVID-19 Cases as on 15<sup>th</sup> September: 23,942

#### COVID 19 STATUS

S. No	Subject	Number
1	Total COVID-19 Cases till 14 <sup>th</sup> September	2,05,919
2	New COVID-19 Cases on 15 <sup>th</sup> September	3,227
<b>3</b>	<b>Total COVID-19 Cases till 15<sup>th</sup> September (1+2)</b>	<b>2,09,146</b>
4	Total Discharged	1,81,142 (+2,919)
5	Total Deaths as on 15 <sup>th</sup> September*	4,062 (+59)
<b>6</b>	<b>Active COVID-19 Cases as on 15<sup>th</sup> September</b>	<b>23,942 (+249)</b>
7	Discharge Rate (4/3)	86.61%

**Note:** All figures updated till 9AM, 15<sup>th</sup> September

#Daily increase/decrease with respect to previous day is shown as (+/-)

\*Complete analysis can be referred from **Section X**, (Page no. 5)

#### TESTING SNAPSHOT

S. No	Subject	Number
1	Samples Tested till 14 <sup>th</sup> September	25,17,595
2	Samples Tested on 15 <sup>th</sup> September	45,226
<b>3</b>	<b>Total Number of Samples Tested till 15<sup>th</sup> September (1+2)</b>	<b>25,62,821</b>
4	Tests per Million population	28,476
5	% of Positive Cases out of Samples Tested	8.16%
6	Total Testing Laboratories*	76
7	Testing Laboratories added this week	3
8	Testing Laboratories pending approval	1

\*Detailed breakup of these laboratories is given on **Page 4**

#### INFRASTRUCTURE DETAILS

S. No	Subject	Number
1	Total Number of Hospitals dedicated for treating COVID-19	92
2	Total Number of Govt. Hospitals dedicated for treating COVID-19	37
3	Total Number of Pvt. Hospitals requisitioned for treating COVID-19	55
4	Total Number of earmarked COVID-19 Beds	12,675
5	% Occupancy in COVID Beds	32.87%
6	Total ICU Beds in the COVID Hospitals	1,243
7	Total Number of Ventilators in the COVID Hospitals	790

#### IV

#### QUARANTINE DETAILS

Institutional Quarantine		
1	Total Govt. Quarantine Centres	582
2	Total number of people in Govt. Quarantine Centres	2,509
3	Total number of people released from Govt. Quarantine Centres	1,07,515
Home Quarantine		
1	Total Home Quarantined People	6,14,323
2	Total number of people currently in Home Quarantine	72,695
3	Total number of people released from Home Quarantine	5,41,628
Safe Homes		
1	Total Number of Safe Homes	200
2	Total Number of Beds in Safe Homes	11,507
3	Total Number of Patients in Safe Homes currently	1,697



# Department of Health & Family Welfare Govt. of West Bengal

## WEST BENGAL COVID-19 HEALTH BULLETIN – 15<sup>th</sup> SEPTEMBER 2020

V

DISTRICT SNAPSHOT#

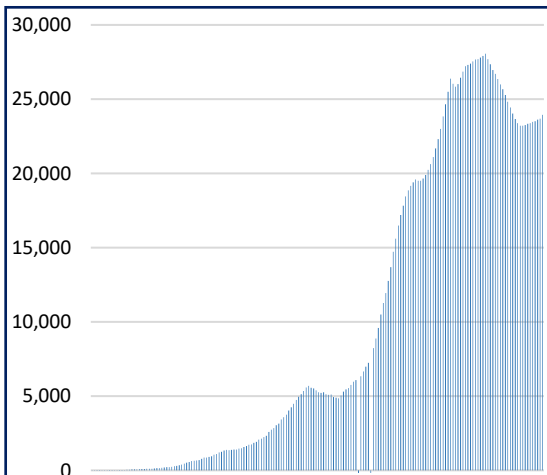
1	2	3	4	5	6 = 3-4-5	7
S. No	District	Total Cases	Total Discharged	Total Deaths	Total Active Cases	Last Reported Case
1	Alipurduar	3,428 <sup>+95</sup>	2,911 <sup>+83</sup>	33 <sup>+4</sup>	484 <sup>+8</sup>	14- Sept
2	Coochbehar	4,445 <sup>+78</sup>	3,820 <sup>+79</sup>	24 <sup>+2</sup>	601 <sup>-3</sup>	14- Sept
3	Darjeeling	6,498 <sup>+119</sup>	5,631 <sup>+63</sup>	93 <sup>+1</sup>	774 <sup>+55</sup>	14- Sept
4	Kalimpong	682 <sup>+24</sup>	545 <sup>+8</sup>	3	134 <sup>+16</sup>	14- Sept
5	Jalpaiguri	4,891 <sup>+75</sup>	4,248 <sup>+102</sup>	42 <sup>+2</sup>	601 <sup>-29</sup>	14- Sept
6	Uttar Dinajpur	2,901 <sup>+49</sup>	2,553 <sup>+97</sup>	27	321 <sup>-48</sup>	14- Sept
7	Dakshin Dinajpur	4,599 <sup>+68</sup>	4,133 <sup>+56</sup>	29	437 <sup>+12</sup>	14- Sept
8	Malda	5,734 <sup>+89</sup>	5,182 <sup>+19</sup>	50 <sup>+1</sup>	502 <sup>+69</sup>	14- Sept
9	Murshidabad	4,609 <sup>+102</sup>	3,859 <sup>+67</sup>	54 <sup>+1</sup>	696 <sup>+34</sup>	14- Sept
10	Nadia	5,666 <sup>+124</sup>	4,680 <sup>+97</sup>	67	919 <sup>+27</sup>	14- Sept
11	Birbhum	2,860 <sup>+66</sup>	2,448 <sup>+66</sup>	22	390	14- Sept
12	Purulia	2,315 <sup>+114</sup>	1,754 <sup>+68</sup>	11 <sup>+2</sup>	550 <sup>+44</sup>	14- Sept
13	Bankura	4,082 <sup>+89</sup>	3,341 <sup>+79</sup>	32 <sup>+2</sup>	709 <sup>+8</sup>	14- Sept
14	Jhargram	414 <sup>+26</sup>	309 <sup>+1</sup>	2	103 <sup>+25</sup>	14- Sept
15	Paschim Medinipur	7,470 <sup>+242</sup>	5,890 <sup>+167</sup>	83 <sup>+2</sup>	1,497 <sup>+73</sup>	14- Sept
16	Purba Medinipur	8,796 <sup>+137</sup>	7,540 <sup>+273</sup>	92 <sup>+3</sup>	1,164 <sup>-139</sup>	14- Sept
17	Purba Bardhaman	3,844 <sup>+85</sup>	3,218 <sup>+95</sup>	31 <sup>+3</sup>	595 <sup>-13</sup>	14- Sept
18	Paschim Bardhaman	5,559 <sup>+108</sup>	4,547 <sup>+148</sup>	46	966 <sup>-40</sup>	14- Sept
19	Howrah	15,496 <sup>+134</sup>	14,032 <sup>+137</sup>	468 <sup>+6</sup>	996 <sup>-9</sup>	14- Sept
20	Hooghly	10,436 <sup>+198</sup>	8,825 <sup>+179</sup>	178 <sup>+1</sup>	1,433 <sup>+18</sup>	14- Sept
21	North 24 Parganas	42,669 <sup>+516</sup>	37,355 <sup>+510</sup>	914 <sup>+15</sup>	4,400 <sup>-9</sup>	14- Sept
22	South 24 Parganas	14,058 <sup>+202</sup>	12,439 <sup>+142</sup>	258 <sup>+3</sup>	1,361 <sup>+57</sup>	14- Sept
23	Kolkata	47,628 <sup>+487</sup>	41,819 <sup>+383</sup>	1,500 <sup>+11</sup>	4,309 <sup>+93</sup>	14- Sept
24	Other State	66	63	3	0	6-June
<b>TOTAL</b>		<b>2,09,146<sup>+3,227</sup></b>	<b>1,81,142<sup>+2,919</sup></b>	<b>4,062<sup>+59</sup></b>	<b>23,942<sup>+249</sup></b>	

#District Wise data is subject to verification and may change

#Daily increase/decrease with respect to previous day is in superscript as +/- (Eg: <sup>+4</sup>)

VI

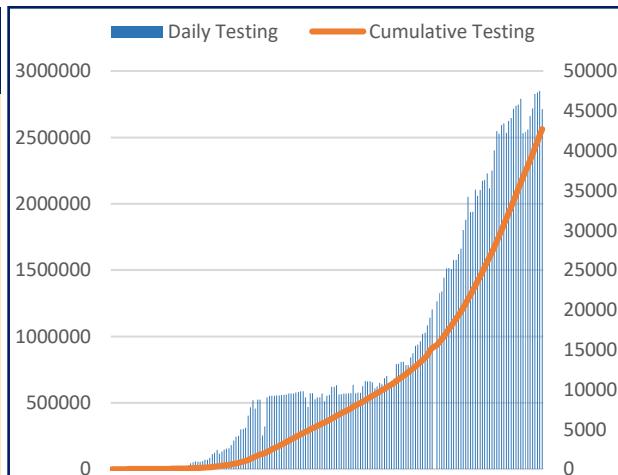
DAILY CUMULATIVE ACTIVE COVID-19 CASES



17<sup>th</sup> March to 15<sup>th</sup> Sep

VII

SAMPLES TESTED (Daily and Cumulative)



17<sup>th</sup> March to 15<sup>th</sup> Sep



# Department of Health & Family Welfare Govt. of West Bengal

## WEST BENGAL COVID-19 HEALTH BULLETIN – 15<sup>th</sup> SEPTEMBER 2020

**VIII**

**UNIT WISE EQUIPMENT SUPPLY (CUMULATIVE)**

S. No.	Unit Name	PPE	N95/FFP2	Regular Masks		Gloves	Sanitizer (In ltr.)
				Reusable Mask	Disposable Mask		
1	Alipurduar	14,300	18,250	13,400	80,400	51,700	3,842.0
2	Bankura	30,250	29,200	25,800	1,11,550	71,200	5,948.0
3	Birbhum	26,950	18,800	30,400	60,550	12,700	4,821.0
4	Bishnupur HD	10,850	21,900	49,100	92,250	79,200	4,861.0
5	Coochbehar	25,600	18,450	25,700	26,100	5,700	3,604.0
6	Dakshin Dinajpur	14,400	14,650	21,500	85,100	58,200	4,371.0
7	Darjeeling	30,250	31,650	22,900	24,200	8,700	4,098.0
8	Diamond Harbour HD	35,750	24,300	28,000	82,550	58,500	3,034.0
9	Hooghly	40,370	30,250	43,000	1,08,700	79,100	7,541.0
10	Howrah	82,950	48,000	56,780	1,35,050	1,57,200	5,931.0
11	Jalpaiguri	26,800	25,100	45,300	81,000	15,700	4,463.0
12	Jhargram	8,750	9,800	24,890	43,050	36,700	3,443.0
13	Kalimpong	13,650	15,800	19,000	49,550	9,200	3,070.5
14	Malda	20,600	18,200	26,000	65,100	72,700	6,151.0
15	Murshidabad	23,833	34,880	44,700	96,100	69,200	10,080.0
16	Nadia	46,570	22,740	36,800	1,01,550	93,700	4,731.0
17	North 24 Parganas	58,800	39,740	31,440	1,22,000	55,700	6,433.5
18	Basirhat HD	36,320	30,730	32,280	1,10,550	1,23,000	3,897.0
19	Paschim Bardhaman	26,650	23,900	17,580	68,500	84,900	1,407.0
20	Paschim Medinipur	27,950	32,300	36,590	1,11,050	1,08,700	6,035.0
21	Purba Bardhaman	39,650	32,700	23,800	94,050	94,200	6,843.0
22	Purba Medinipur	35,550	22,700	32,220	26,550	32,600	1,731.0
23	Nandigram HD	10,750	21,400	30,140	89,050	61,700	6,129.0
24	Purulia	35,950	22,600	48,700	1,04,550	89,700	6,171.0
25	Rampurhat HD	17,650	20,300	28,300	40,550	47,000	4,087.0
26	South 24 Parganas	34,950	23,100	29,900	65,750	52,900	1,941.0
27	Uttar Dinajpur	32,250	30,050	41,600	78,050	64,700	4,553.0
28	Bankura S MC&H	12,500	29,650	10,200	1,27,000	1,31,900	1,960.0
29	Coochbehar MC&H	11,800	10,900	14,600	40,000	52,000	2,292.0
30	NB MC&H	29,350	59,000	20,000	1,58,700	1,48,000	5,490.0
31	Diamond Harbour MC&H	12,300	14,200	10,100	1,03,000	1,09,500	2,598.0
32	Malda MC&H	14,800	44,600	13,100	1,43,500	1,51,500	4,018.0
33	Murshidabad MC&H	25,630	43,450	14,600	83,500	1,19,000	1,940.0
34	Bardhaman MC&H	18,900	26,100	17,500	1,19,000	1,31,500	2,698.0
35	Medinipur MC&H	33,300	40,200	27,100	1,77,500	1,30,000	7,398.0
36	Purulia MC&H	11,300	16,700	51,600	77,500	92,000	3,598.0
37	Rampurhat MC&H	16,400	15,400	17,600	29,000	42,500	7,598.0
38	Raiganj MC&H	12,100	11,400	13,100	33,500	44,000	1,790.0
39	JNM MC&H	17,400	20,000	24,000	45,000	32,500	2,172.0
40	Sagar Dutta MC&H	36,020	49,830	17,600	1,07,050	1,31,500	5,378.0
41	ID & BG Hospital	35,050	45,800	20,600	75,100	57,500	2,671.0
42	RG Kar MCH	31,350	53,000	15,800	2,10,550	2,17,700	5,107.0
43	NRS MCH	44,250	51,500	30,300	1,28,050	1,14,200	3,340.0
44	IPGMER & SSKMH	77,900	78,590	55,100	3,19,550	3,08,500	9,267.0
45	Medical College, Kolkata	99,450	91,000	18,800	2,04,050	2,63,500	5,712.0
46	CNMCH	43,350	43,800	23,150	1,21,500	60,000	3,372.0
47	Other Govt Dept/Institutions	3,19,376	2,82,745	1,88,838	7,50,826	7,01,802	40,578.3
48	Stock in hand-In Transit	5,98,393	4,56,685	7,70,851	1,32,882	4,608	27,595.9
<b>TOTAL</b>		<b>23,09,262</b>	<b>21,66,040</b>	<b>22,40,359</b>	<b>53,40,208</b>	<b>47,38,210</b>	<b>2,75,790.2</b>

*\*In addition to State supply, local procurement is also done.*



# Department of Health & Family Welfare Govt. of West Bengal

## WEST BENGAL COVID-19 HEALTH BULLETIN – 15<sup>th</sup> SEPTEMBER 2020

IX

DETAILS OF TESTING LABS

	Name of Testing Lab	Samples Tested	Method of Testing	Functional WEF
1	NICED	1,21,799	RT-PCR	Since Beginning
2	SSKM	1,28,339	RT-PCR	17-Mar
3	Medinipur MCH	1,01,591	RT-PCR	24-Mar
4	North Bengal MCH	1,38,852	RT-PCR	29-Mar
5	School of Tropical Medicine	83,587	RT-PCR	01-Apr
6	Apollo Hospital	15,564	RT-PCR	06-Apr
7	Tata Medical Centre	11,065	RT-PCR	06-Apr
8	Malda MCH	92,174	RT-PCR	08-Apr
9	Dr. Lal Pathlab	1,01,108	RT-PCR	17-Apr
10	Command Hospital	12,532	RT-PCR	17-Apr
11	CNCI	9,362	RT-PCR	22-Apr
12	RG Kar MCH	1,05,240	RT-PCR	24-Apr
13	SURAKSHA	61,135	RT-PCR	24-Apr
14	Murshidabad MCH	75,021	RT-PCR	26-Apr
15	Peerless	20,438	RT-PCR	30-Apr
16	Burdwan MCH	72,980	RT-PCR	06-May
17	MCH Kolkata	40,051	RT-PCR	08-May
18	NRS MCH	43,588	RT-PCR	12-May
19	Sanaka Hospitals	48,596	RT-PCR	12-May
20	Medica Hospital	52,817	RT-PCR	15-May
21	Bankura MCH	59,385	RT-PCR	22-May
22	Suri DH	43,002	RT-PCR	22-May
23	Coochbehar GMCH	28,031	RT-PCR	06-Jun
24	COMJNM Kalyani	49,793	RT-PCR	10-Jun
25	Desun Hospital	1,879	RT-PCR	17-Jun
26	RN Tagore Hospital	7,416	RT-PCR	24-Jun
27	Raigunj MCH	28,028	RT-PCR	26-Jun
28	Jagannath Gupta Institute of Medical Sciences	1,368	RT-PCR	06-Jul
29	ESI-Postgraduate Institute of Medical Science and Research	2,637	RT-PCR	16-Jul
30	Remedy Lifecare, Kolkata	2,481	RT-PCR	21-Jul
31	AMRI Dhakuria	13,213	RT-PCR	19-May
32	Rampurhat MCH	24,816	RT-PCR	19-May
33	CNMCH	18,038	RT-PCR	20-May
34	DH GMCH	23,498	RT-PCR	20-May
35	COMSDH	15,403	RT-PCR	27-May
36	Purulia Govt. MCH	25,079	RT-PCR	03-Jun
37	SRL Lab	10,272	RT-PCR	18-Jun
38	Probe diagnostics	658	RT-PCR	14-Aug
39	Pulse Diagnostics	43	RT-PCR	12-Sept
40	AMRI Salt Lake	5,466	CBNAAT	01-May
41	CMRI	4,344	CBNAAT	13-May
42	Asansol DH	1,379	TRUENAT	19-May
43	Jhargram DH	1,218	TRUENAT	19-May
44	Falakata SSH	2,228	TRUENAT	20-May
45	Balughat DH	1,730	TRUENAT	22-May
46	Serampore DH	1,051	TRUENAT	25-May
47	Uluberia SSH	1,225	TRUENAT	27-May
48	Jangipur SDH	917	TRUENAT	27-May
49	Egra SDH	331	TRUENAT	27-May
50	MR Bangur Hospital	344	TRUENAT	28-May
51	Chanchal SDH	365	TRUENAT	28-May
52	Biswa Bangla Krirangan COVID Hospital	33,318	TRUENAT	31-May
53	Woodlands	2,141	CBNAAT	11-Jun
54	Alipurduar DH	1,472	TRUENAT	16-Jun
55	Basirhat DH	248	TRUENAT	19-Jun
56	Anandaloke Sonoscan, Siliguri	877	TRUENAT	27-Jun
57	Gangarampur SDH	571	CBNAAT	16-Jul
58	Contai SDH	286	TRUENAT	20-Jul
59	ILS hospital	627	TRUENAT	25-Jul
60	Uttar Latabari DH	76	TRUENAT	04-Aug
61	Nandigram SSH/DH	257	TRUENAT	04-Aug
62	Panskura Hospital	122	TRUENAT	06-Aug
63	Chittaranjan Seva Sadan Hospital	89	TRUENAT	10-Aug
64	Dr. PK Saha Hospital, Coochbihar	573	TRUENAT	11-Aug
65	Salt Lake SDH	138	TRUENAT	13-Aug
66	Charnock Hospital	328	TRUENAT	14-Aug
67	Gabberia SGH	28	TRUENAT	15-Aug
68	Spandan Diagnostic Center	958	TRUENAT	16-Aug
69	Kakdwip SSH	45	TRUENAT	17-Aug
70	Mal SSH	39	TRUENAT	18-Aug
71	Howrah DH	61	TRUENAT	21-Aug
72	Sagardighi SSH	1	TRUENAT	2-Sept
73	Domkal SSH	5	TRUENAT	6-Sept
74	Udaynarayanpur SGH Howrah	13	TRUENAT	7- Sept
75	GD Hospital & Diabetes Institute, Howrah	20	CBNAAT	8-Sept
76	Nightingale Diagnostic & Medicare Centre	18	TRUENAT	12-Sept
77	Antigen Test done within the State	7,62,346	-	-
78	Samples Tested in Labs Outside the State	46,687	RT-PCR	-
	<b>TOTAL</b>	<b>25,62,821</b>		

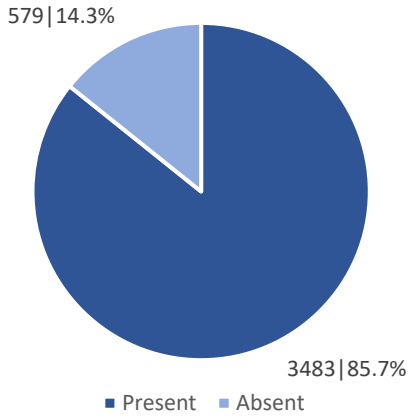
Note: Average tests per CBNAAT and TRUENAT machines are 32 per day and 16 per day respectively



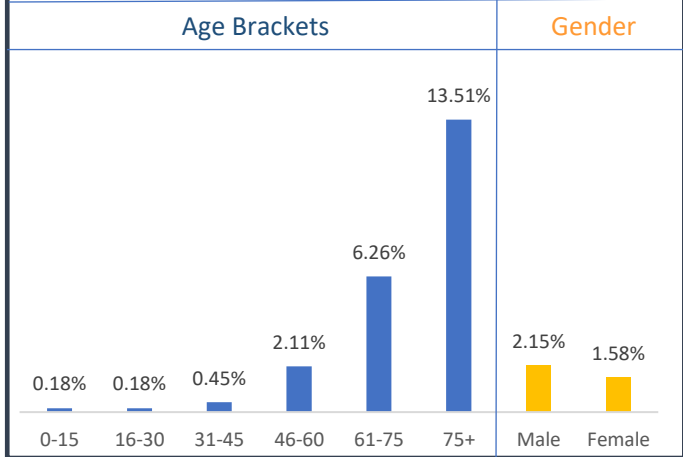
WEST BENGAL COVID-19 HEALTH BULLETIN – 15<sup>th</sup> SEPTEMBER 2020

X

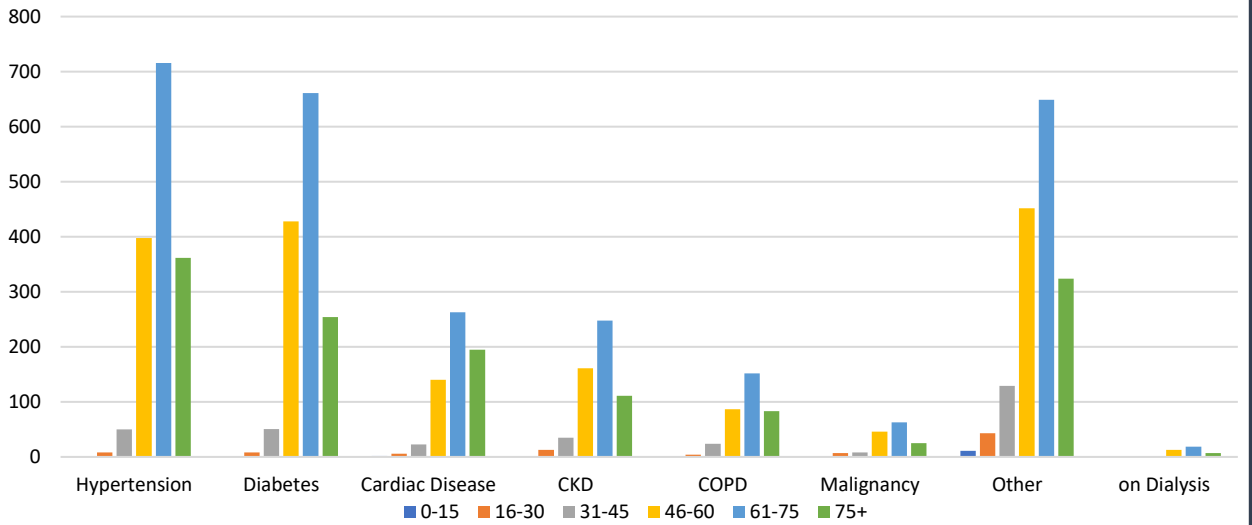
**Comorbidity Status in Deceased Cases (n=4,062)**



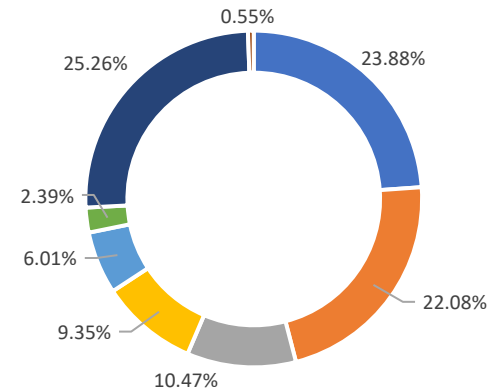
**Fatality Rate in Respective Age Brackets & Gender Group**



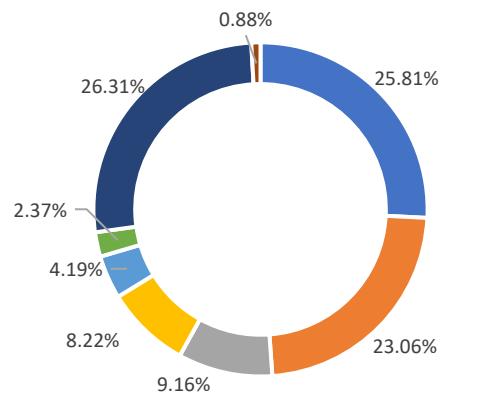
**Age Group Wise Comorbidities Among Deceased**



**Share of Comorbidities in Male**



**Share of Comorbidities in Female**



FATALITY ANALYSIS

■ Hypertension ■ Diabetes ■ Cardiac Disease ■ CKD ■ COPD ■ Malignancy ■ Other ■ on Dialysis



# Department of Health & Family Welfare Govt. of West Bengal

## WEST BENGAL COVID-19 HEALTH BULLETIN – 15<sup>th</sup> SEPTEMBER 2020

**XI**
**EQUIPMENT SUPPLY**

S. No	Equipment	Ordered by State Govt.	Received Yesterday	Total Received by State Govt.	Order Pending
1	PPEs	29.10 L	5,000	22.38 L	6.72 L
2	N95/FFP2 Masks	37.50 L	15,000	20.70 L	16.80 L
3	Regular Masks	59.50 L	20,000	55.53 L	3.97 L
4	Hand Sanitizers (In Ltrs.)	3.01 L	1,000	2,58,000	43,000
5	Gloves	44.50 L	75,000	44.25 L	25,000
6	Thermal Guns	20,000	NIL	20,000	NIL

**XII**
**DEDICATED COVID-19 HELPLINE (24 X 7)**

1. Dedicated COVID-19 Helpline : **1800 313 444 222**
2. Direct Telemedicine Line : **033 23576001**
3. Ambulance Service : **033 40902929**
4. COVID Telemedicine App "[Covid Telemedicine WB](#)" on Google Play Store
  - These services include allocation of beds in Govt. hospitals and Safe Homes
  - Telemedicine for citizens at large and those in home isolation
  - Ambulance service includes guidance and provision of Govt. ambulance
5. Tele-Psychological counselling services have started since August 1<sup>st</sup>, 2020.

### General Queries

1	A	Total Queries addressed in last 24 hours	3,981
	B	Total Queries addressed till 14 <sup>th</sup> September	11,98,109

### Telemedicine

2	A	Total consultations given in last 24 hours	4,273
	B	Total consultations given till 14 <sup>th</sup> September	2,08,669

### Ambulance Services

3	A	Ambulances assigned in last 24 hours	482
	B	Total calls received in last 24 hours	497

### Tele-Psychological Counselling

4	A	Counselling given in last 24 hours	1,185
	B	Counselling given till 14 <sup>th</sup> September	62,717

### State Government Interventions :

- Status of availability of beds for COVID positive patients in government and private hospitals is available at Health & FW Department's website: [www.wbhealth.gov.in](http://www.wbhealth.gov.in)
- Safe Homes : An initiative by the Government of West Bengal for care and treatment of asymptomatic/mild symptomatic COVID patients for whom home isolation is not possible /advisable
- As per State Government advisory Satellite Health Facilities are being developed by private hospitals in close vicinity of their hospitals as separate health facility for treatment of asymptomatic/mild symptomatic COVID patients. This intervention is expected to free beds in the hospitals for serious patients.

All the guidelines and orders relating to Covid-19 are posted on [www.wbhealth.gov.in](http://www.wbhealth.gov.in)

You can follow us on :

Facebook at: <https://www.facebook.com/wbdhfw/>

Twitter at: <https://twitter.com/wbdhfw>