



# Department of Health & Family Welfare Govt. of West Bengal

## WEST BENGAL COVID-19 HEALTH BULLETIN – 14<sup>th</sup> JULY 2021

### COVID 19 STATUS

S. No	Subject	Number
1	New COVID-19 Cases on 14 <sup>th</sup> July	831
2	<b>Total COVID-19 Cases till 14<sup>th</sup> July</b>	<b>15,13,845</b>
3	Total Discharged	14,82,903 (+1,161)
4	Total Deaths as on 14 <sup>th</sup> July*	17,958 (+14)
5	<b>Active COVID-19 Cases as on 14<sup>th</sup> July</b>	<b>12,984 (-344)</b>
6	Discharge Rate (3/2)	97.96%
7	Fatality Rate (4/2)	1.19%

Note: All figures updated till 9AM, 14<sup>th</sup> July

#Daily increase/decrease with respect to previous day is shown as (+/-)

\*Complete analysis can be referred from Section X, (Page no. 5)

### TESTING SNAPSHOT

S. No	Subject	Number
1	Samples Tested on 14 <sup>th</sup> July	55,571
2	<b>Total Number of Samples Tested till 14<sup>th</sup> July</b>	<b>1,49,17,501</b>
3	<b>Positivity Rate as on 14<sup>th</sup> July</b>	<b>1.50%</b>
4	Tests per Million population	1,65,750
5	Total Testing Laboratories*	126
6	RT-PCR/Antigen Test Ratio	42:58

\*Detailed breakup of these laboratories is given on Page 3 and Page 4

### TREATMENT INFRASTRUCTURE SNAPSHOT

S. No	Subject	Number
1	Total Number of Hospitals dedicated for treating COVID-19	203
2	Total Number of Govt. Hospitals dedicated for treating COVID-19	196
3	Total Number of Pvt. Hospitals requisitioned for treating COVID-19	7
4	Total Number of earmarked COVID-19 Beds	23,947
5	% Occupancy in COVID Beds	5.25%
6	Total ICU/HDU Beds in the COVID Hospitals	2,861
7	Total Number of Safe Homes	200
8	Total Number of Beds in Safe Homes	11,507

### ACTIVE CASES SNAPSHOT

S. No	Subject	Number
1	Total number of people currently in Home Isolation	11,494
2	Total Number of Patients in Hospitals	1,745
3	Total Number of Patients in Safe Homes	608

### VACCINATION STATUS

S. No	Subject	Number
1	Total Number of people vaccinated on 14 <sup>th</sup> July	2,25,015
2	First Dose on 14 <sup>th</sup> July	96,680
3	Second Dose on 14 <sup>th</sup> July	1,28,335
4	Cumulative Vaccination till 14 <sup>th</sup> July	2,43,85,913
5	Cumulative Vaccination First Dose	1,77,42,412
6	Cumulative Vaccination Second Dose	66,43,501
7	Number of CVC (Common Vaccination Centres)	2,121
8	Cumulative AEFI cases reported	2,022
9	Vaccine wastage	-7%



# Department of Health & Family Welfare Govt. of West Bengal

## WEST BENGAL COVID-19 HEALTH BULLETIN – 14<sup>th</sup> JULY 2021

### VI

#### DISTRICT COVID-19 STATUS#

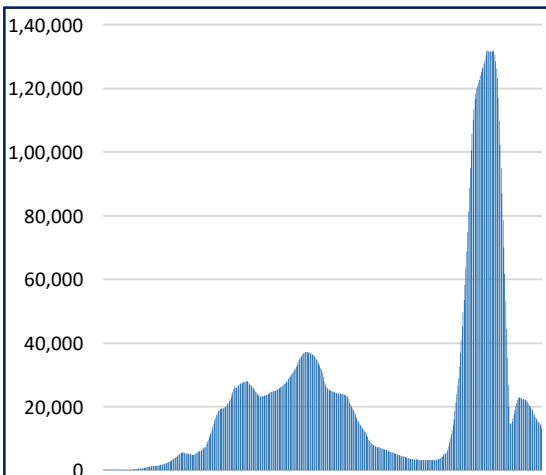
1	2	3	4	5	6 = 3-4-5	7
S. No	District	Total Cases	Total Discharged	Total Deaths	Total Active Cases	Last Reported Case
1	Alipurduar	14,516 <sup>+19</sup>	14,133 <sup>+23</sup>	99	284 <sup>-4</sup>	13-July-21
2	Coochbehar	26,850 <sup>+38</sup>	25,981 <sup>+66</sup>	93	776 <sup>-28</sup>	13-July-21
3	Darjeeling	52,099 <sup>+74</sup>	50,283 <sup>+112</sup>	481 <sup>+2</sup>	1,335 <sup>-40</sup>	13-July-21
4	Kalimpong	5,916 <sup>+11</sup>	5,662 <sup>+18</sup>	39	215 <sup>-7</sup>	13-July-21
5	Jalpaiguri	38,952 <sup>+36</sup>	37,672 <sup>+65</sup>	516	764 <sup>-29</sup>	13-July-21
6	Uttar Dinajpur	19,269 <sup>+13</sup>	18,856 <sup>+15</sup>	233 <sup>+1</sup>	180 <sup>-3</sup>	13-July-21
7	Dakshin Dinajpur	16,772 <sup>+5</sup>	16,455 <sup>+13</sup>	167	150 <sup>-8</sup>	13-July-21
8	Malda	32,567 <sup>+6</sup>	32,289 <sup>+8</sup>	182	96 <sup>-2</sup>	13-July-21
9	Murshidabad	33,512 <sup>+11</sup>	33,092 <sup>+8</sup>	322	98 <sup>+3</sup>	13-July-21
10	Nadia	68,319 <sup>+51</sup>	66,940 <sup>+59</sup>	670 <sup>+3</sup>	709 <sup>-11</sup>	13-July-21
11	Birbhum	40,178 <sup>+12</sup>	39,737 <sup>+13</sup>	284 <sup>+1</sup>	157 <sup>-2</sup>	13-July-21
12	Purulia	19,079 <sup>+2</sup>	18,917 <sup>+4</sup>	112	50 <sup>-2</sup>	13-July-21
13	Bankura	33,832 <sup>+23</sup>	33,026 <sup>+47</sup>	258	548 <sup>-24</sup>	13-July-21
14	Jhargram	10,682 <sup>+30</sup>	10,219 <sup>+36</sup>	25	438 <sup>-6</sup>	13-July-21
15	Paschim Medinipur	49,955 <sup>+42</sup>	48,348 <sup>+97</sup>	478 <sup>+1</sup>	1,129 <sup>-56</sup>	13-July-21
16	Purba Medinipur	59,554 <sup>+83</sup>	57,928 <sup>+105</sup>	364 <sup>+1</sup>	1,262 <sup>-23</sup>	13-July-21
17	Purba Bardhaman	39,510 <sup>+35</sup>	38,849 <sup>+40</sup>	175	486 <sup>-5</sup>	13-July-21
18	Paschim Bardhaman	56,000 <sup>+31</sup>	55,306 <sup>+29</sup>	342	352 <sup>+2</sup>	13-July-21
19	Howrah	93,844 <sup>+46</sup>	91,608 <sup>+64</sup>	1,476 <sup>+1</sup>	760 <sup>-19</sup>	13-July-21
20	Hooghly	80,959 <sup>+49</sup>	79,239 <sup>+69</sup>	888	832 <sup>-20</sup>	13-July-21
21	North 24 Parganas	3,17,639 <sup>+96</sup>	3,11,613 <sup>+124</sup>	4,535 <sup>+2</sup>	1,491 <sup>-30</sup>	13-July-21
22	South 24 Parganas	95,288 <sup>+40</sup>	93,275 <sup>+65</sup>	1,264	749 <sup>-25</sup>	13-July-21
23	Kolkata	3,09,350 <sup>+78</sup>	3,03,412 <sup>+81</sup>	4,952 <sup>+2</sup>	986 <sup>-5</sup>	13-July-21
24	Other State	66	63	3	0	6-Jun-20
<b>TOTAL</b>		<b>15,14,708<sup>+831</sup></b>	<b>14,82,903<sup>+1,161</sup></b>	<b>17,958<sup>+14</sup></b>	<b>13,847<sup>-344</sup></b>	

#District Wise data is subject to verification and may change

#Daily increase/decrease with respect to previous day is in superscript as +/- (Eg: <sup>+4</sup>)

### VII

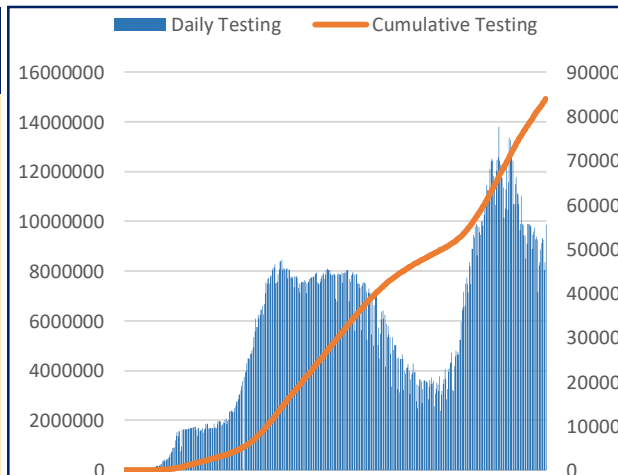
#### DAILY CUMULATIVE ACTIVE COVID-19 CASES



17<sup>th</sup> March 2020 to 14<sup>th</sup> July 2021

### VIII

#### SAMPLES TESTED (Daily and Cumulative)



17<sup>th</sup> March 2020 to 14<sup>th</sup> July 2021



# Department of Health & Family Welfare Govt. of West Bengal

## WEST BENGAL COVID-19 HEALTH BULLETIN – 14<sup>th</sup> JULY 2021

IX

DETAILS OF TESTING LABS

S. No.	Name of Testing Lab	District	Authority	Samples Tested	Testing Method	Functional WEF
1	NICED	Kolkata	Central Govt	2,93,860	RT-PCR	Since Beginning
2	SSKM	Kolkata	State Govt	4,09,776	RT-PCR	17-Mar-20
3	Medinipur MCH	Paschim Midnapore	State Govt	2,23,841	RT-PCR	24-Mar-20
4	North Bengal MCH	Darjeeling	State Govt	4,97,780	RT-PCR	29-Mar-20
5	School of Tropical Medicine	Kolkata	State Govt	3,02,042	RT-PCR	01-Apr-20
6	Apollo Hospital	North 24 Pargana	PVT	80,304	RT-PCR	06-Apr-20
7	Tata Medical Centre	North 24 Pargana	PVT	27,743	RT-PCR	06-Apr-20
8	Malda MCH	Malda	State Govt	3,55,105	RT-PCR	08-Apr-20
9	Dr. Lal Pathlab	North 24 Pargana	PVT	4,50,006	RT-PCR	17-Apr-20
10	Command Hospital	Kolkata	Central Govt	47,157	RT-PCR	17-Apr-20
11	CNCI	Kolkata	Central Govt	35,127	RT-PCR	22-Apr-20
12	RG Kar MCH	Kolkata	State Govt	3,40,858	RT-PCR	24-Apr-20
13	SURAKSHA	North 24 Pargana	PVT	2,59,510	RT-PCR	24-Apr-20
14	Murshidabad MCH	Murshidabad	State Govt	2,77,610	RT-PCR	26-Apr-20
15	Peerless	Kolkata	PVT	93,580	RT-PCR	30-Apr-20
16	Burdwan MCH	Burdwan	State Govt	2,70,626	RT-PCR	06-May-20
17	MCH Kolkata	Kolkata	State Govt	1,44,515	RT-PCR	08-May-20
18	NRS MCH	Kolkata	State Govt	1,84,284	RT-PCR	12-May-20
19	Sanaka Hospitals	Paschim Burdwan	PVT	1,40,574	RT-PCR	12-May-20
20	Medica Hospital	Kolkata	PVT	1,63,739	RT-PCR	15-May-20
21	Bankura MCH	Bankura	State Govt	2,55,100	RT-PCR	22-May-20
22	Suri DH	Birbhum	State Govt	1,76,622	RT-PCR	22-May-20
23	Coochbehar GMCH	Cooch Bihar	State Govt	2,56,762	RT-PCR	06-Jun-20
24	COMJNM Kalyani	Nadia	State Govt	2,36,435	RT-PCR	10-Jun-20
25	Desun Hospital	Kolkata	PVT	11,097	RT-PCR	17-Jun-20
26	RN Tagore Hospital	Kolkata	PVT	60,202	RT-PCR	24-Jun-20
27	Raigunj MCH	Uttar Dinajpur	State Govt	1,21,110	RT-PCR	26-Jun-20
28	Jagannath Gupta Institute of Medical Sciences	South 24 Pargana	PVT	8,824	RT-PCR	06-Jul-20
29	ESI-PGIMSR	Kolkata	PVT	18,870	RT-PCR	16-Jul-20
30	Remedy Lifecare, Kolkata	Kolkata	PVT	19,730	RT-PCR	21-Jul-20
31	AMRI Dhakuria	Kolkata	PVT	73,895	RT-PCR	19-May-20
32	Rampurhat MCH	Birbhum	State Govt	1,45,492	RT-PCR	19-May-20
33	CNMCH	Kolkata	State Govt	1,12,549	RT-PCR	20-May-20
34	DH GMCH	South 24 Pargana	State Govt	2,39,271	RT-PCR	20-May-20
35	COMSDH	North 24 Pargana	State Govt	89,053	RT-PCR	27-May-20
36	Purulia Govt. MCH	Purulia	State Govt	1,49,790	RT-PCR	03-Jun-20
37	SRL Lab	Kolkata	PVT	2,92,897	RT-PCR	18-Jun-20
38	Probe diagnostics	Kolkata	PVT	71,009	RT-PCR	14-Aug-20
39	Pulse Diagnostics	Kolkata	PVT	1,07,066	RT-PCR	12-Sep-20
40	RB Diagnostic Kolkata	Kolkata	PVT	1,30,428	RT-PCR	20-Sep-20
41	Purba Medinipur DH	Purba Midnapur	State Govt	75,363	RT-PCR	24-Sep-20
42	B.P. Poddar Hospital & Medical Research Ltd	Kolkata	PVT	4,091	RT-PCR	27-Oct-20
43	Swastik Clinic & Seva Sadan Pvt. Ltd., Birbhum	Birbhum	PVT	1,269	RT-PCR	27-Oct-20
44	Repromed Diagnostic Ltd	Kolkata	PVT	34,485	RT-PCR	24-Sep-20
45	Gouri Devi Institute of Medical Sciences	Purba Burdwan	PVT	6,398	RT-PCR	07-Nov-20
46	IQ City Medical College Durgapur	Paschim Burdwan	PVT	17,237	RT-PCR	04-Dec-20
47	Imambara DH, Hooghly	Hooghly	State Govt	67,551	RT-PCR	15-Dec-20
48	Saroj Gupta Cancer Center & Research Institute	Kolkata	PVT	6,200	RT-PCR	23-Dec-20
49	Lasco Medicare Pvt. Ltd. Howrah	Howrah	PVT	15,078	RT-PCR	05-Jan-21
50	Icare Institute of Medical Sciences and Research	Purba Midnapur	PVT	6,309	RT-PCR	25-Jan-21
51	Sanjiban Hospital, Howrah	Howrah	PVT	8,386	RT-PCR	23-Feb-21
52	GCC DNA Diagnostic Lab	South 24 Pargana	PVT	3,455	RT-PCR	22-Apr-21
53	Quadra Medical Services	Kolkata	PVT	1,505	RT-PCR	01-May-21
54	Hindlabs, Kolkata	North 24 Pargana	PVT	11,676	RT-PCR	15-May-21
55	Pathkind Lab, Kolkata	Kolkata	PVT	8,389	RT-PCR	25-May-21
56	KPC Medical College	Kolkata	PVT	614	RT-PCR	1-Jun-21
57	Krishna Medica Lab, Kolkata	Kolkata	PVT	6,160	RT-PCR	2-Jun-21
58	Institute of Neurosciences, Kolkata	Kolkata	PVT	550	RT-PCR	4-Jun-21
59	Life Cell International, Kolkata	North 24 Pargana	PVT	3,622	RT-PCR	4-Jun-21
60	The Apollo Clinic - Pvt.Ltd.	Kolkata	PVT	1,461	RT-PCR	8-Jun-21
61	Genu Path Labs	North 24 Pargana	PVT	161	RT-PCR	27-Jun-21
62	Dr. ABG's Pathoscan Center	Purba Burdwan	PVT	47	RT-PCR	30-Jun-21
63	Aloka Medicare Pvt Ltd	Kolkata	PVT	230	RT-PCR	8-July-21
64	Burnpur Hospital (SAIL-IISCO)	Paschim Burdwan	PVT	189	RT-PCR	8-July-21
65	B M Birla Hospital	Kolkata	PVT	496	RT-LAMP	7-Jun-21
66	AMRI Salt Lake	North 24 Pargana	PVT	23,284	CBNAAT	01-May-20

Note: Average tests per CBNAAT and TRUENAT machines are 32 per day and 16 per day respectively



# Department of Health & Family Welfare Govt. of West Bengal

## WEST BENGAL COVID-19 HEALTH BULLETIN – 14<sup>th</sup> JULY 2021

IX

DETAILS OF TESTING LABS

S. No.	Name of Testing Lab	District	Authority	Samples Tested	Testing Method	Functional WEF
67	CMRI	Kolkata	PVT	22,798	CBNAAT	13-May-20
68	Asansol DH	Paschim Burdwan	State Govt	27,267	TRUENAT	19-May-20
69	Jhargram DH	Jhargram	State Govt	2,675	TRUENAT	19-May-20
70	Falakata SSH	Alipurduar	State Govt	3,872	TRUENAT	20-May-20
71	Balurghat DH	Dakshin Dinajpur	State Govt	3,627	TRUENAT	22-May-20
72	Serampore DH	Hooghly	State Govt	1,213	TRUENAT	25-May-20
73	Uluberia SSH	Howrah	State Govt	1,969	TRUENAT	27-May-20
74	Jangipur SDH	Murshidabad	State Govt	1,685	TRUENAT	27-May-20
75	Egra SDH	Purba Midnapur	State Govt	823	TRUENAT	27-May-20
76	MR Bangur Hospital	South 24 Pargana	State Govt	417	TRUENAT	28-May-20
77	Chanchal SDH	Malda	State Govt	559	TRUENAT	28-May-20
78	Biswa Bangla Krirangan COVID Hospital	Jalpaiguri	State Govt	1,46,237	TRUENAT	31-May-20
79	Woodlands	Kolkata	PVT	13,730	CBNAAT	11-Jun-20
80	Alipurduar DH	Alipurduar	State Govt	1,578	TRUENAT	16-Jun-20
81	Basirhat DH	North 24 Pargana	State Govt	511	TRUENAT	19-Jun-20
82	Anandaloke Sonoscan, Siliguri	Darjeeling	PVT	16,907	TRUENAT	27-Jun-20
83	Gangarampur SDH	Dakshin Dinajpur	State Govt	1,313	CBNAAT	16-Jul-20
84	Contai SDH	Purba Midnapur	State Govt	1,902	TRUENAT	20-Jul-20
85	ILS hospital	Kolkata	PVT	3,639	TRUENAT	25-Jul-20
86	Uttar Latabari DH	Alipurduar	State Govt	218	TRUENAT	04-Aug-20
87	Nandigram SSH/DH	Purba Midnapur	State Govt	826	TRUENAT	04-Aug-20
88	Panskura Hospital	Purba Midnapur	State Govt	436	TRUENAT	06-Aug-20
89	Chittaranjan Seva Sadan Hospital	Kolkata	State Govt	1,743	TRUENAT	10-Aug-20
90	Dr. PK Saha Hospital, Coochbihar	Cooch Bihar	PVT	6,760	TRUENAT	11-Aug-20
91	Salt Lake SDH	North 24 Pargana	State Govt	847	TRUENAT	13-Aug-20
92	Charnock Hospital	Kolkata	PVT	8,951	TRUENAT	14-Aug-20
93	Gabberia SGH	Howrah	State Govt	585	TRUENAT	15-Aug-20
94	Spandan Disgnostic Center	Paschim Midnapore	PVT	10,185	TRUENAT	16-Aug-20
95	Kakdwip SSH	South 24 Pargana	State Govt	277	TRUENAT	17-Aug-20
96	Mal SSH	Jalpaiguri	State Govt	198	TRUENAT	18-Aug-20
97	Howrah DH	Howrah	State Govt	185	TRUENAT	21-Aug-20
98	Spandan Hospital, Kolkata	North 24 Pargana	PVT	4,357	TRUENAT	01-Sep-20
99	Sagardighi SSH	Murshidabad	State Govt	588	TRUENAT	02-Sep-20
100	Domkal SSH	Murshidabad	State Govt	164	TRUENAT	06-Sep-20
101	Udaynarayanpur SGH Howrah	Howrah	State Govt	53	TRUENAT	07-Sep-20
102	GD Hospital & Diabetes Institute, Howrah	Kolkata	PVT	2,598	CBNAAT	08-Sep-20
103	Nightingale Diagnostic & Medicare Centre	Kolkata	PVT	11,278	TRUENAT	12-Sep-20
104	Bhagirathi Neotia Woman * Child Care Centre	North 24 Pargana	PVT	1,107	CBNAAT	16-Sep-20
105	Krishnanagar DTC	Nadia	State Govt	172	TRUENAT	29-Sep-20
106	Mission Hospital, Durgapur	Paschim Burdwan	PVT	18,649	TRUENAT	29-Sep-20
107	Medinova, Kolkata	Kolkata	PVT	5,238	TRUENAT	01-Oct-20
108	MSS Bansal Medical, Kolkata	Kolkata	PVT	14,762	TRUENAT	02-Oct-20
109	TLJ, SGH, Howrah	Howrah	PVT	338	TRUENAT	02-Oct-20
110	Narayan Memorial Hospital, Kolkata	Kolkata	PVT	1,062	TRUENAT	02-Oct-20
111	Kalimpong DH	Kalimpong	State Govt	434	TRUENAT	06-Oct-20
112	Mirik BPHC, Darjeeling	Darjeeling	State Govt	136	TRUENAT	09-Oct-20
113	Barjore SSH, Bankura	Bankura	State Govt	394	TRUENAT	11-Oct-20
114	Darjeeling DH	Darjeeling	State Govt	410	TRUENAT	11-Oct-20
115	Metropolis Kolkata	Kolkata	PVT	83,358	TRUENAT	14-Oct-20
116	Laboratory Services, Healthworld Hospitals, Durgapur	Paschim Burdwan	PVT	6,980	TRUENAT	04-Dec-20
117	Neotia Getwel Healthcare Centre, Siliguri	Darjeeling	PVT	2,212	CBNAAT	09-Jan-21
118	Arogya Niketan Nursing Home	Darjeeling	PVT	3,258	TRUENAT	16-Jan-21
119	Ruby General Hospital	Kolkata	PVT	2,674	CBNAAT	20-Jan-21
120	Clinipere Polyclinic and Diagnostics	North 24 Pargana	PVT	1,405	TRUENAT	23-Feb-21
121	10 Air Force Hospital, Hasimara	Alipurduar	Central Govt	963	TRUENAT	23-Apr-21
122	4 Air Force Hospital, Midnapore	Paschim Midnapore	Central Govt	1,359	TRUENAT	23-Apr-21
123	164 Military Hospital, Binnaguri	Jalpaiguri	Central Govt	1,544	TRUENAT	23-Apr-21
124	Central Hospital, SE Railway, Kolkata	Kolkata	Central Govt	1,021	CBNAAT	23-Apr-21
125	Zenith super speciality hospital	Kolkata	PVT	2,523	TRUENAT	23-Apr-21
126	Alipurduar Railway Hospital	Alipurduar	Central Govt	2,383	TRUENAT	23-Apr-21
127	<i>Antigen Test done within the State</i>		State Govt	64,92,484	-	-
128	<i>Samples Tested in Labs Outside the State</i>		PVT	4,91,219	RT-PCR	-
<b>TOTAL</b>				<b>1,49,17,501</b>	-	-

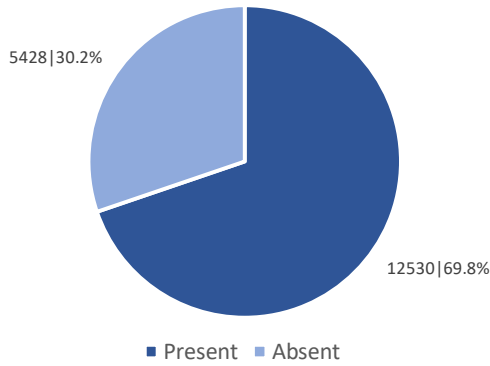
Note: Average tests per CBNAAT and TRUENAT machines are 32 per day and 16 per day respectively



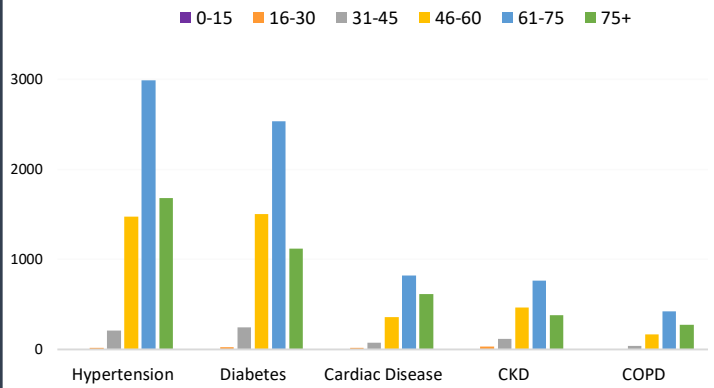
WEST BENGAL COVID-19 HEALTH BULLETIN – 14<sup>th</sup> JULY 2021

X

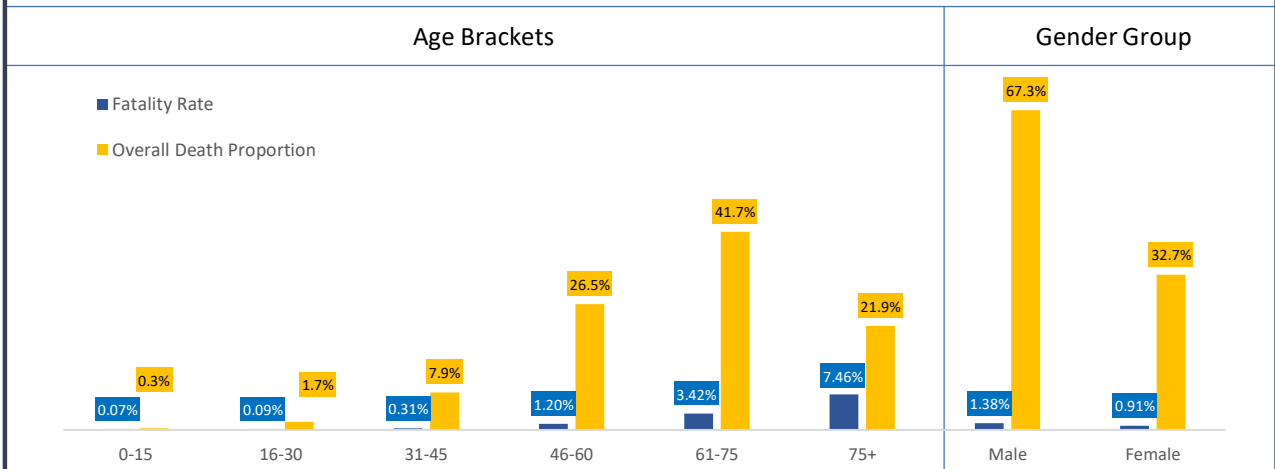
**Comorbidity Status in Deceased Cases (n=17,958)**



**Age Group Wise Comorbidities Among Deceased**

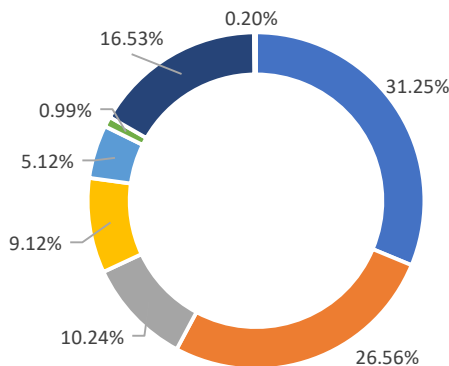


**Fatality Rate & Death Proportion in Respective Age Brackets & Gender Groups**

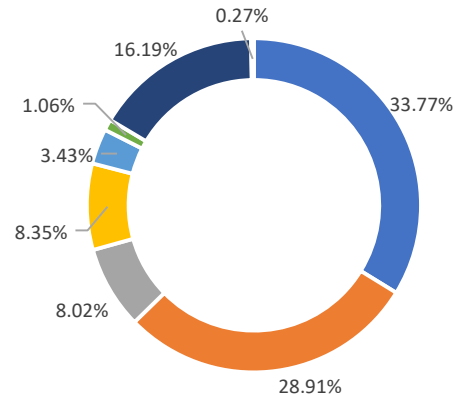


\*The blue data label shows the fatality rate in respective age/gender group i.e. no. of deaths as a proportion of total infections in respective age/gender group  
\*\*The orange data label shows the proportion of total deaths in respective age/gender group

**Share of Comorbidities in Male**



**Share of Comorbidities in Female**



■ Hypertension ■ Diabetes ■ Cardiac Disease ■ CKD ■ COPD ■ Malignancy ■ Other ■ on Dialysis

FATALITY ANALYSIS



# Department of Health & Family Welfare Govt. of West Bengal

## WEST BENGAL COVID-19 HEALTH BULLETIN – 14<sup>th</sup> JULY 2021

**XI**

**EQUIPMENT AND CONSUMABLE SUPPLY**

S. No	Consumable	Ordered by State Govt.	Received Yesterday	Total Received by State Govt.	Order Pending
1	PPEs	42.10 L	2,000	30.89 L	11.21 L
2	N95/FFP2 Masks	63.20 L	10,000	59.19 L	4.01 L
3	Regular Masks	128.84 L	20,000	124.70 L	4.14 L
4	Hand Sanitizers (In Ltrs.)	5.71 L	1,000	5.63 L	0.08 L
5	Gloves	125.00 L	20,000	115.40 L	9.60 L
6	Thermal Guns	20,000	NIL	20,000	NIL

S. No	Equipment	Number
1	Total Number of HFNO	470
2	Total Number of Oxygen Concentrators	5,020
3	Total Number of functional MGPS	109
4	Total Number of functional LMO Tanks	9
5	Total Number of functional PSA plants	6
6	Total Number of Ventilators in COVID Hospitals	1,298

**XII**

**DEDICATED COVID-19 HELPLINE (24 X 7)**

1. Dedicated COVID-19 Helpline : **1800 313 444 222**
2. Direct Telemedicine Line : **033 23576001**
3. Ambulance Service : **033 40902929**
4. COVID Telemedicine App "[Covid Telemedicine WB](#)" on Google Play Store
  - These services include allocation of beds in Govt. hospitals and Safe Homes
  - Telemedicine for citizens at large and those in home isolation
  - Ambulance service includes guidance and provision of Govt. ambulance
5. Tele-Psychological counselling services have started since August 1<sup>st</sup>, 2020.

General Queries			
1	A	Total Queries addressed in last 24 hours	3,967
	B	Total Queries addressed till 13 <sup>th</sup> July	20,03,407
Telemedicine			
2	A	Total consultations given in last 24 hours	2,198
	B	Total consultations given till 13 <sup>th</sup> July	7,92,088
Ambulance Services			
3	A	Ambulances assigned in last 24 hours	701
	B	Total calls received in last 24 hours	701
Tele-Psychological Counselling			
4	A	Counselling given in last 24 hours	826
	B	Counselling given till 13 <sup>th</sup> July	3,92,902

### State Government Interventions :

- Status of availability of beds for Covid positive patients in government and private hospitals along with information on other related services are available at <https://cms.wb.gov.in>
- Safe Homes : An initiative by the Government of West Bengal for care and treatment of asymptomatic/mild symptomatic COVID patients for whom home isolation is not possible /advisable
- As per State Government advisory Satellite Health Facilities are being developed by private hospitals in close vicinity of their hospitals as separate health facility for treatment of asymptomatic/mild symptomatic COVID patients. This intervention is expected to free beds in the hospitals for serious patients.

All the guidelines and orders relating to Covid-19 are posted on [www.wbhealth.gov.in](http://www.wbhealth.gov.in)

You can follow us on :

Facebook at: <https://www.facebook.com/wbdhfw/>

Twitter at: <https://twitter.com/wbdhfw>