



Department of Health & Family Welfare Govt. of West Bengal

WEST BENGAL COVID-19 HEALTH BULLETIN - 14th JULY 2020

Active COVID-19 Cases as on 14th July: 11,927

S. No	Subject	Number
1	Total COVID-19 Cases till 13 th July	31,448
2	New COVID-19 Cases on 14 th July	1,390
3	Total COVID-19 Cases till 14th July (1+2)	32,838
4	Total Discharged	19,931 (+718)
5	Total Deaths as on 14 th July*	980 (+24)
6	Active COVID-19 Cases as on 14th July	11,927 (+648)
7	Discharge Rate (4/3)	60.69%

Note: All figures updated till 9AM, 14th July

#Daily increase/decrease with respect to previous day is shown as (+/-)

*Complete analysis can be referred from **Section X**, (Page no. 5)

S. No	Subject	Number
1	Samples Tested till 13 th July	6,27,438
2	Samples Tested on 14 th July	11,102
3	Total Number of Samples Tested till 14th July (1+2)	6,38,540
4	Tests per Million population	7,095
5	% of Positive Cases out of Samples Tested	5.14%
6	Total Testing Laboratories*	52
7	Testing Laboratories added this week	0
8	Testing Laboratories pending approval	1

*Detailed breakup of these laboratories is given on **Page 4**

S. No	Subject	Number
1	Total Number of Hospitals dedicated for treating COVID-19	80
2	Total Number of Govt. Hospitals dedicated for treating COVID-19	26
3	Total Number of Pvt. Hospitals requisitioned for treating COVID-19	54
4	Total Number of earmarked COVID-19 Beds	10,832
5	% Occupancy in COVID Beds	31.14%
6	Total ICU Beds in the COVID Hospitals	948
7	Total Number of Ventilators in the COVID Hospitals	395

Institutional Quarantine		
1	Total Govt. Quarantine Centres	582
2	Total number of people in Govt. Quarantine Centres	4,388
3	Total number of people released from Govt. Quarantine Centres	1,01,644
Home Quarantine		
1	Total Home Quarantined People	3,61,333
2	Total number of people currently in Home Quarantine	26,201
3	Total number of people released from Home Quarantine Centres	3,35,132
Quarantine for Migrant Returnees*		
1	Total Quarantine Facilities	742
2	Total number of returnees in Quarantine Centres	3,375
3	Total number of workers released from Quarantine Centres	2,72,551
Safe Homes		
1	Total Number of Safe Homes	106
2	Total Number of Beds in Safe Homes	6,908
3	Total Number of Patients in Safe Homes currently	297

*State Govt has set-up special quarantine facilities for migrant workers returning via Shramik Trains



Department of Health & Family Welfare Govt. of West Bengal

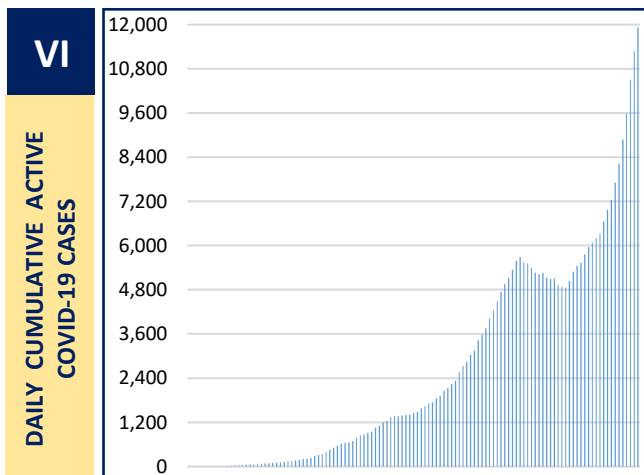
WEST BENGAL COVID-19 HEALTH BULLETIN - 14th JULY 2020

V	1	2	3	4	5	6 = 3-4-5	7
	S. No	District	Total Cases	Total Discharged	Total Deaths	Total Active Cases	Last Reported Case
	1	Alipurduar	206 ⁺¹	188	0	18 ⁺¹	13-July
	2	Coochbehar	360	310	0	50	12-July
	3	Darjeeling	951 ⁺⁶	591 ⁺⁴	13	347 ⁺²	13-July
	4	Kalimpong	59 ⁺²	55	1	3 ⁺²	13-July
	5	Jalpaiguri	581 ⁺⁴	390 ⁺³	3	188 ⁺¹	13-July
	6	Uttar Dinajpur	466 ⁺¹⁶	330	1	135 ⁺¹⁶	13-July
	7	Dakshin Dinajpur	411 ⁺⁴²	230	2 ⁺¹	179 ⁺⁴¹	13-July
	8	Malda	1,263 ⁺⁵²	804	7	452 ⁺⁵²	13-July
	9	Murshidabad	385 ⁺⁸	269 ⁺¹	5	111 ⁺⁷	13-July
	10	Nadia	445 ⁺⁹	337 ⁺⁶	8	100 ⁺³	13-July
	11	Birbhum	338 ⁺³	308	3	27 ⁺³	13-July
	12	Purulia	116	101 ⁺³	0	15 ⁻³	12-July
	13	Bankura	325 ⁺¹	265 ⁺⁶	0	60 ⁻⁵	13-July
	14	Jhargram	25	25	0	0	5-July
	15	Paschim Medinipur	565 ⁺⁶⁷	397 ⁺¹⁴	9	159 ⁺⁵³	13-July
	16	Purba Medinipur	605 ⁺⁴⁰	381 ⁺¹²	8	216 ⁺²⁸	13-July
	17	Purba Bardhaman	275 ⁺⁴	181 ⁺³	3	91 ⁺¹	13-July
	18	Paschim Bardhaman	243 ⁺²⁵	152 ⁺¹	6	85 ⁺²⁴	13-July
	19	Howrah	4,239 ⁺¹¹⁹	2,848 ⁺¹⁰⁴	134 ⁺⁵	1,257 ⁺¹⁰	13-July
	20	Hooghly	1,613 ⁺³¹	1,133 ⁺⁵⁶	32 ⁺¹	448 ⁻²⁶	13-July
	21	North 24 Parganas	6,285 ⁺²⁹³	3,325 ⁺¹⁹⁵	180 ⁺⁸	2,780 ⁺⁹⁰	13-July
	22	South 24 Parganas	2,466 ⁺¹⁴³	1,327 ⁺¹¹¹	46 ⁺²	1,093 ⁺³⁰	13-July
	23	Kolkata	10,550 ⁺⁵²⁴	5,921 ⁺¹⁹⁹	516 ⁺⁷	4,113 ⁺³¹⁸	13-July
	24	Other State	66	63	3	0	6-Jun
	TOTAL		32,838^{+1,390}	19,931⁺⁷¹⁸	980⁺²⁴	11,927⁺⁶⁴⁸	

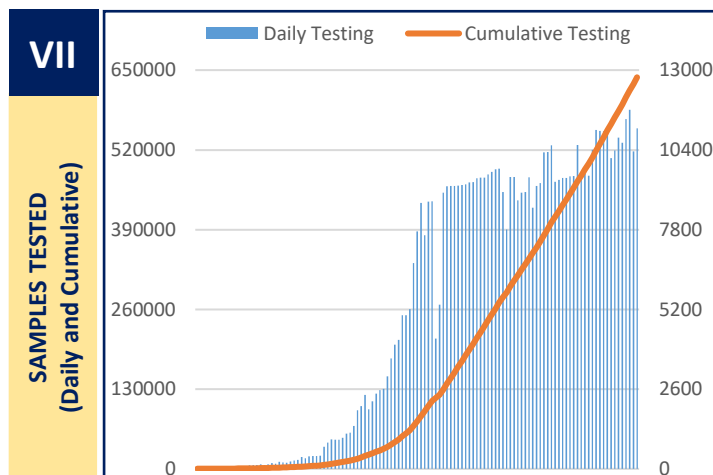
DISTRICT SNAPSHOT#

#District Wise data is subject to verification and may change

#Daily increase/decrease with respect to previous day is in superscript as +/- (Eg: +4)



17th March to 14th July



17th March to 14th July



Department of Health & Family Welfare Govt. of West Bengal

WEST BENGAL COVID-19 HEALTH BULLETIN - 14th JULY 2020

VIII

UNIT WISE EQUIPMENT SUPPLY (CUMULATIVE)

S. No.	Unit Name	PPE	N95/FFP2	Regular Masks		Gloves	Sanitizer (In ltr.)
				Reusable Mask	Disposable Mask		
1	Alipurduar	11,800	12,650	13,400	68,400	43,700	3,042.0
2	Bankura	18,250	16,700	20,800	64,050	38,200	4,248.0
3	Birbhum	20,450	11,700	22,400	38,550	4,200	3,671.0
4	Bishnupur HD	7,350	14,400	33,100	67,750	57,500	3,761.0
5	Coochbehar	21,100	12,350	21,700	23,100	4,700	2,004.0
6	Dakshin Dinajpur	9,900	10,050	21,500	61,100	43,700	3,471.0
7	Darjeeling	19,250	16,150	22,900	24,200	6,700	4,098.0
8	Diamond Harbour HD	22,250	11,600	23,500	55,550	33,500	2,534.0
9	Hooghly	22,870	13,750	29,000	42,200	46,600	4,941.0
10	Howrah	51,950	32,000	35,780	82,050	100,200	4,531.0
11	Jalpaiguri	18,800	15,600	35,400	55,000	8,700	3,263.0
12	Jhargram	7,050	6,300	19,890	33,550	21,200	2,593.0
13	Kalimpong	10,150	11,300	19,000	34,550	8,200	2,870.5
14	Malda	16,100	12,200	26,000	52,100	57,700	5,201.0
15	Murshidabad	13,833	18,980	30,700	57,100	10,700	8,180.0
16	Nadia	33,570	15,240	33,800	70,050	68,200	3,831.0
17	North 24 Parganas	30,800	22,540	30,440	73,500	35,700	5,433.5
18	Basirhat HD	21,820	19,230	28,280	76,050	89,500	2,497.0
19	Paschim Bardhaman	19,150	13,900	17,580	31,000	51,400	1,257.0
20	Paschim Medinipur	11,650	18,300	28,590	54,050	58,200	3,635.0
21	Purba Bardhaman	23,650	17,600	23,800	57,050	60,200	4,593.0
22	Purba Medinipur	23,050	13,000	22,220	15,050	10,600	1,731.0
23	Nandigram HD	9,750	13,200	24,140	73,050	46,200	5,229.0
24	Purulia	24,450	14,500	38,200	65,550	51,700	5,371.0
25	Rampurhat HD	14,650	10,400	21,800	28,550	24,500	2,887.0
26	South 24 Parganas	16,750	12,800	20,900	40,050	21,200	1,641.0
27	Uttar Dinajpur	23,750	18,350	37,600	59,550	32,700	3,403.0
28	Bankura S MC&H	9,000	17,150	10,200	75,000	81,500	1,060.0
29	Coochbehar MC&H	8,800	6,900	11,600	29,000	39,000	1,892.0
30	NB MC&H	19,350	28,600	17,000	94,200	89,000	3,490.0
31	Diamond Harbour MC&H	8,800	9,500	9,600	67,000	75,500	1,498.0
32	Malda MC&H	10,300	22,800	11,100	93,000	98,500	2,418.0
33	Murshidabad MC&H	18,630	21,950	12,600	44,500	64,500	1,490.0
34	Bardhaman MC&H	12,400	14,600	17,500	72,000	85,500	2,098.0
35	Medinipur MC&H	20,700	20,300	24,100	98,500	71,500	4,298.0
36	Purulia MC&H	7,800	10,200	51,600	62,000	53,500	1,698.0
37	Rampurhat MC&H	13,400	11,400	15,600	26,500	28,500	5,898.0
38	Raiganj MC&H	7,600	6,400	9,100	22,000	24,500	890.0
39	JNM MC&H	11,500	12,500	17,000	35,000	13,500	1,272.0
40	Sagar Dutta MC&H	18,620	15,330	17,600	60,050	81,500	2,778.0
41	ID & BG Hospital	33,050	30,800	16,600	69,100	44,500	2,671.0
42	RG Kar MCH	24,850	30,000	15,800	145,050	151,700	3,807.0
43	NRS MCH	29,250	23,500	24,300	53,050	31,500	3,140.0
44	IPGMER & SSKMH	56,400	43,590	44,100	218,550	222,500	5,767.0
45	Medical College, Kolkata	59,450	49,000	18,800	113,050	166,500	3,512.0
46	CNMCH	32,350	24,800	19,150	99,500	18,500	2,972.0
47	Other Govt Dept/Institutions	206,326	176,810	143,558	391,726	435,502	28,113.3
48	Stock in hand-In Transit	636,543	148,120	321,031	1,198,682	375,408	37,110.9
TOTAL		1,769,262	1,129,040	1,530,359	4,470,208	3,288,210	217,790.0

**In addition to State supply, local procurement is also done.*



Department of Health & Family Welfare Govt. of West Bengal

WEST BENGAL COVID-19 HEALTH BULLETIN - 14th JULY 2020

IX

DETAILS OF TESTING LABS

S. No.	Name of Testing Lab	Samples Tested	Method of Testing	Functional WEF
1	NICED	56,749	RT-PCR	Since Beginning
2	SSKM	58,667	RT-PCR	17-Mar
3	Medinipur MCH	48,020	RT-PCR	24-Mar
4	North Bengal MCH	62,360	RT-PCR	29-Mar
5	School of Tropical Medicine	30,756	RT-PCR	1-Apr
6	Apollo Hospital	6,612	RT-PCR	6-Apr
7	Tata Medical Centre	6,079	RT-PCR	6-Apr
8	Malda MCH	40,946	RT-PCR	8-Apr
9	Dr. Lal Pathlab	52,524	RT-PCR	17-Apr
10	Command Hospital	5,081	RT-PCR	17-Apr
11	CNCI	4,861	RT-PCR	22-Apr
12	RG Kar MCH	46,826	RT-PCR	24-Apr
13	SURAKSHA	30,197	RT-PCR	24-Apr
14	Murshidabad MCH	29,477	RT-PCR	26-Apr
15	Peerless	5,250	RT-PCR	30-Apr
16	Burdwan MCH	25,342	RT-PCR	6-May
17	MCH Kolkata	7,055	RT-PCR	8-May
18	NRS MCH	15,471	RT-PCR	12-May
19	Sanaka Hospitals	26,943	RT-PCR	12-May
20	Medica Hospital	14,800	RT-PCR	15-May
21	Bankura MCH	15,755	RT-PCR	22-May
22	Suri DH	11,012	RT-PCR	22-May
23	COMJNM Kalyani	10,073	RT-PCR	10-Jun
24	Desun Hospital	463	RT-PCR	17-Jun
25	RN Tagore Hospital	1,347	RT-PCR	24-Jun
26	Raigunj MCH	3,553	RT-PCR	26-Jun
27	Jagannath Gupta Institute of Medical Sciences	76	RT-PCR	4-Jul
28	AMRI Salt Lake	2,100	CBNAAT	1-May
29	CMRI	1,505	CBNAAT	13-May
30	AMRI Dhakuria	2,961	TRUENAT	19-May
31	Asansol DH	827	TRUENAT	19-May
32	Jhargram DH	376	TRUENAT	19-May
33	Rampurhat MCH	358	TRUENAT	19-May
34	CNMCH	1,139	TRUENAT	20-May
35	Falakata SSH	1,590	TRUENAT	20-May
36	DH GMCH	186	TRUENAT	20-May
37	Balurghat DH	1,017	TRUENAT	22-May
38	Serampore DH	660	TRUENAT	25-May
39	Uluberia SSH	478	TRUENAT	27-May
40	Jangipur SDH	338	TRUENAT	27-May
41	Egra SDH	196	TRUENAT	27-May
42	COMSDH	201	CBNAAT	27-May
43	MR Bangur Hospital	162	TRUENAT	28-May
44	Chanchal SDH	132	TRUENAT	28-May
45	Biswa Bangla Krirangan COVID Hospital	857	TRUENAT	31-May
46	Purulia Govt. MCH	602	TRUENAT	3-Jun
47	Coochbehar GMCH	224	CBNAAT	6-Jun
48	Woodlands	230	CBNAAT	11-Jun
49	Alipurduar DH	637	TRUENAT	16-Jun
50	SRL Lab	227	CBNAAT	18-Jun
51	Basirhat DH	67	TRUENAT	19-Jun
52	Anandaloke Sonoscan, Siliguri	101	TRUENAT	27-Jun
53	Samples Tested in Labs Outside the State	5,074	RT-PCR	-
TOTAL		6,38,540		

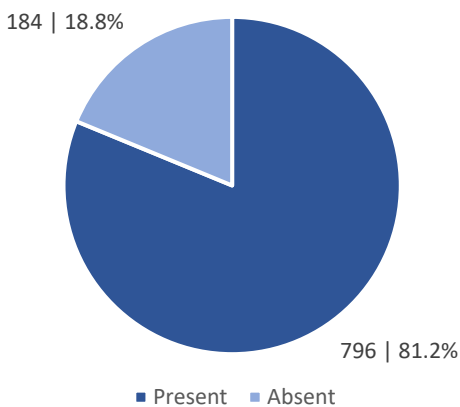
Note: Average tests per CBNAAT and TRUENAT machines are 32 per day and 16 per day respectively



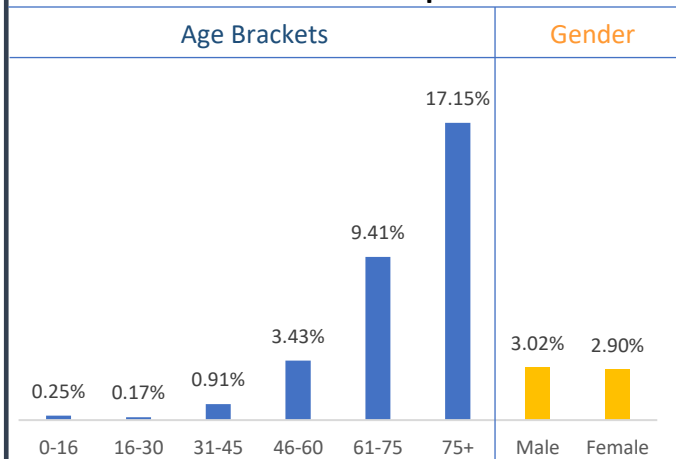
WEST BENGAL COVID-19 HEALTH BULLETIN - 14th JULY 2020

X

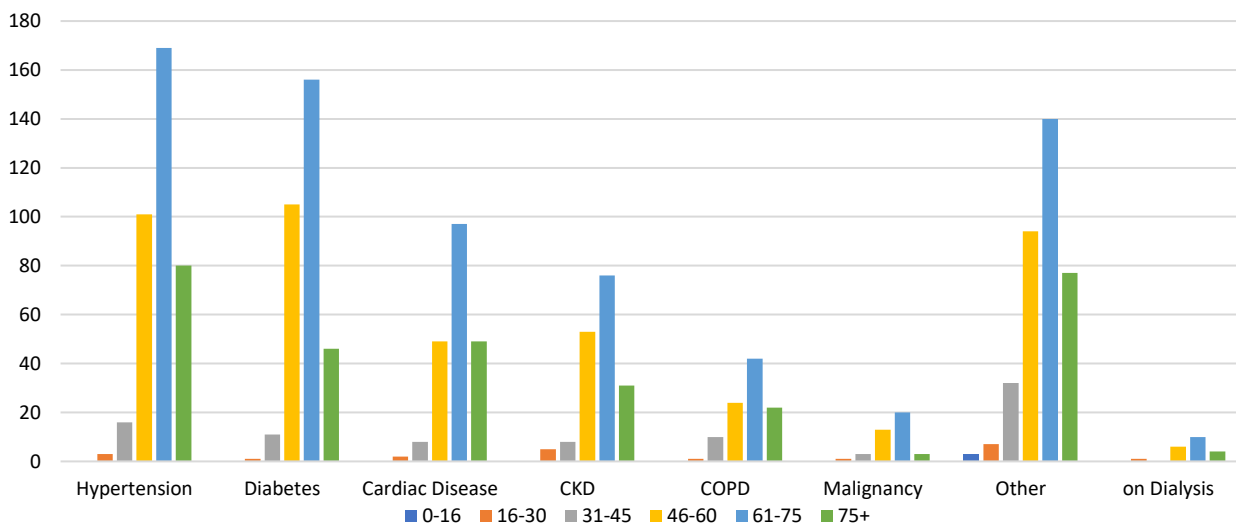
Comorbidity Status in Deceased Cases (n=980)



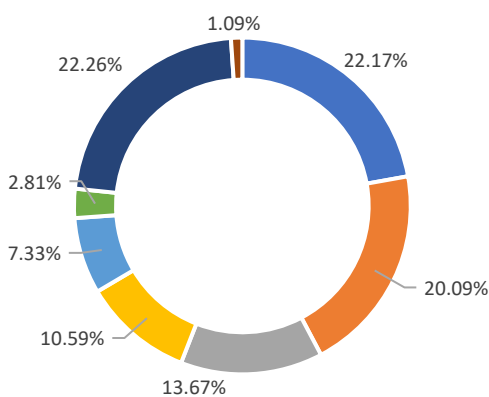
Fatality Rate in Respective Age Brackets & Gender Group



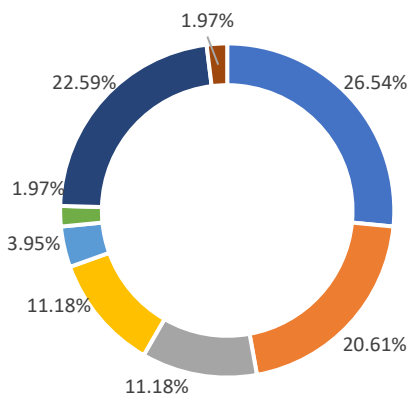
Age Group Wise Comorbidities Among Deceased



Share of Comorbidities in Male



Share of Comorbidities in Female



■ Hypertension ■ Diabetes ■ Cardiac Disease ■ CKD ■ COPD ■ Malignancy ■ Other ■ on Dialysis

FATALITY ANALYSIS



Department of Health & Family Welfare Govt. of West Bengal

WEST BENGAL COVID-19 HEALTH BULLETIN - 14th JULY 2020

XI EQUIPMENT SUPPLY	S. No	Equipment	Ordered by State Govt.	Received Yesterday	Total Received by State Govt.	Order Pending
	1	PPEs	23.60 L	10,000	16.98 L	6.62 L
	2	N95/FFP2 Masks	37.50 L	10,000	10.33 L	27.17 L
	3	Regular Masks	49.50 L	30,000	39.73 L	9.77 L
	4	Hand Sanitizers (In Ltrs.)	2.01 L	200	2,00,000	1,000
	5	Gloves	39.50 L	20,000	29.75 L	9.75 L
	6	Thermal Guns	20,000	NIL	20,000	NIL

XII STATE GOVT. INTERVENTIONS	STATE GOVT. INTERVENTIONS					
<ul style="list-style-type: none">• Treatment is free for all patients in all Government Hospitals• Govt has requisitioned private hospitals as COVID hospitals• Govt reimburses these hospitals at already notified rates• Status of availability of beds for COVID positive patients in government and private hospitals is available at Health & FW Department's website: www.wbhealth.gov.in• Safe Homes : An initiative by the Government of West Bengal for care and treatment of asymptomatic/mild symptomatic COVID patients for whom home isolation is not possible /advisable• As per State Government advisory Satellite Health Facilities are being developed by private hospitals in close vicinity of their hospitals as separate health facility for treatment of asymptomatic/mild symptomatic COVID patients. This intervention is expected to free beds in the hospitals for serious patients.						

In the background of the COVID-19 outbreak, the general public is advised to adhere to health advisories issued by the State Government. All the guidelines and orders relating to Covid-19 are posted on www.wbhealth.gov.in

For COVID related queries call

24/7 Helpline: 1800 313 444 222 (Toll free);

033 2341 2600

Control Room: 033 2357 3636 / 1083 / 1085

You can follow us on :

Facebook at: <https://www.facebook.com/wbdhfw/>

Twitter at: <https://twitter.com/wbdhfw>