



# Department of Health & Family Welfare Govt. of West Bengal

## WEST BENGAL COVID-19 HEALTH BULLETIN – 13<sup>th</sup> MAY 2021

### Active COVID-19 Cases as on 13<sup>th</sup> May: 1,30,213

| S. No    | Subject  | Number                   |
|----------|--|--------------------------|
| 1        | Total COVID-19 Cases till 12 <sup>th</sup> May             | 10,53,117                |
| 2        | New COVID-19 Cases on 13 <sup>th</sup> May                 | 20,839                   |
| <b>3</b> | <b>Total COVID-19 Cases till 13<sup>th</sup> May (1+2)</b> | <b>10,73,956</b>         |
| 4        | Total Discharged   | 9,30,886 (+19,181)       |
| 5        | Total Deaths as on 13 <sup>th</sup> May*                   | 12,857 (+129)            |
| <b>6</b> | <b>Active COVID-19 Cases as on 13<sup>th</sup> May</b>     | <b>1,30,213 (+1,529)</b> |
| 7        | Discharge Rate (4/3)                                       | 86.68%                   |

Note: All figures updated till 9AM, 13<sup>th</sup> May

#Daily increase/decrease with respect to previous day is shown as (+/-)

\*Complete analysis can be referred from Section X, (Page no. 5)

| S. No    | Subject  | Number             |
|----------|--|--------------------|
| 1        | Samples Tested till 12 <sup>th</sup> May                             | 1,11,68,943        |
| 2        | Samples Tested on 13 <sup>th</sup> May                               | 70,473             |
| <b>3</b> | <b>Total Number of Samples Tested till 13<sup>th</sup> May (1+2)</b> | <b>1,12,39,416</b> |
| 4        | Tests per Million population   | 1,24,882           |
| 5        | % of Positive Cases out of Samples Tested                            | 9.56%              |
| 6        | Total Testing Laboratories*  | 113                |
| 7        | Testing Laboratories added this week                                 | 0                  |
| 8        | Testing Laboratories pending approval                                | 1                  |

\*Detailed breakup of these laboratories is given on Page 4 and Page 5

| S. No | Subject  | Number |
|-------|--|--------|
| 1     | Total Number of Hospitals dedicated for treating COVID-19          | 224    |
| 2     | Total Number of Govt. Hospitals dedicated for treating COVID-19    | 183    |
| 3     | Total Number of Pvt. Hospitals requisitioned for treating COVID-19 | 41     |
| 4     | Total Number of earmarked COVID-19 Beds                            | 20,043 |
| 5     | % Occupancy in COVID Beds  | 40.32% |
| 6     | Total ICU/HDU Beds in the COVID Hospitals                          | 2,711  |
| 7     | Total Number of Ventilators in the COVID Hospitals                 | 1,298  |

| Home Quarantine |  |           |
|-----------------|--|-----------|
| 1               | Total Home Quarantined People                        | 26,39,655 |
| 2               | Total number of people currently in Home Quarantine  | 78,880    |
| 3               | Total number of people released from Home Quarantine | 25,60,775 |
| Safe Homes      |  |           |
| 1               | Total Number of Safe Homes                           | 200       |
| 2               | Total Number of Beds in Safe Homes                   | 11,507    |
| 3               | Total Number of Patients in Safe Homes currently     | 2,560     |



# Department of Health & Family Welfare Govt. of West Bengal

## WEST BENGAL COVID-19 HEALTH BULLETIN – 13<sup>th</sup> MAY 2021

V

DISTRICT SNAPSHOT#

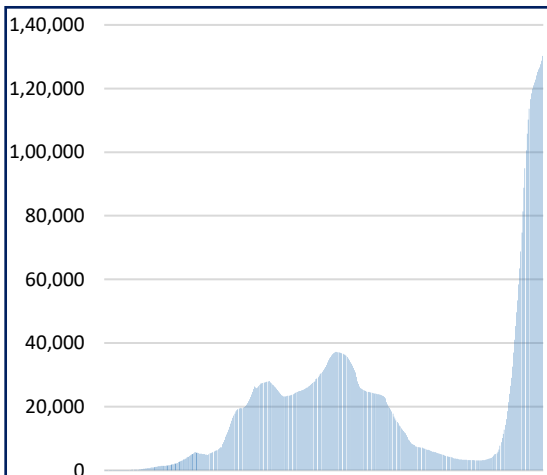
| 1            | 2                 | 3                                  | 4                                 | 5                            | 6 = 3-4-5                        | 7                  |
|--------------|-------------------|------------------------------------|-----------------------------------|------------------------------|----------------------------------|--------------------|
| S. No        | District          | Total Cases                        | Total Discharged                  | Total Deaths                 | Total Active Cases               | Last Reported Case |
| 1            | Alipurduar        | 9,445 <sup>+100</sup>              | 8,551 <sup>+47</sup>              | 91                           | 803 <sup>+53</sup>               | 12-May-21          |
| 2            | Coochbehar        | 16,570 <sup>+300</sup>             | 14,990 <sup>+204</sup>            | 75                           | 1,505 <sup>+96</sup>             | 12-May-21          |
| 3            | Darjeeling        | 31,294 <sup>+575</sup>             | 27,068 <sup>+629</sup>            | 288 <sup>+6</sup>            | 3,938 <sup>-60</sup>             | 12-May-21          |
| 4            | Kalimpong         | 3,372 <sup>+42</sup>               | 2,927 <sup>+43</sup>              | 31                           | 414 <sup>-1</sup>                | 12-May-21          |
| 5            | Jalpaiguri        | 21,856 <sup>+494</sup>             | 19,270 <sup>+298</sup>            | 256 <sup>+8</sup>            | 2,330 <sup>+188</sup>            | 12-May-21          |
| 6            | Uttar Dinajpur    | 13,404 <sup>+289</sup>             | 11,547 <sup>+289</sup>            | 127 <sup>+5</sup>            | 1,730 <sup>-5</sup>              | 12-May-21          |
| 7            | Dakshin Dinajpur  | 12,422 <sup>+174</sup>             | 11,033 <sup>+216</sup>            | 105 <sup>+1</sup>            | 1,284 <sup>-43</sup>             | 12-May-21          |
| 8            | Malda             | 27,789 <sup>+446</sup>             | 24,925 <sup>+571</sup>            | 175                          | 2,689 <sup>-125</sup>            | 12-May-21          |
| 9            | Murshidabad       | 26,670 <sup>+395</sup>             | 23,374 <sup>+379</sup>            | 181                          | 3,115 <sup>+16</sup>             | 12-May-21          |
| 10           | Nadia             | 43,812 <sup>+952</sup>             | 36,558 <sup>+1,048</sup>          | 369 <sup>+3</sup>            | 6,885 <sup>-99</sup>             | 12-May-21          |
| 11           | Birbhum           | 32,183 <sup>+905</sup>             | 26,846 <sup>+704</sup>            | 177 <sup>+4</sup>            | 5,160 <sup>+197</sup>            | 12-May-21          |
| 12           | Purulia           | 16,660 <sup>+212</sup>             | 14,565 <sup>+433</sup>            | 78 <sup>+1</sup>             | 2,017 <sup>-222</sup>            | 12-May-21          |
| 13           | Bankura           | 20,598 <sup>+434</sup>             | 17,709 <sup>+292</sup>            | 142 <sup>+6</sup>            | 2,747 <sup>+136</sup>            | 12-May-21          |
| 14           | Jhargram          | 5,274 <sup>+160</sup>              | 4,368 <sup>+103</sup>             | 23                           | 883 <sup>+57</sup>               | 12-May-21          |
| 15           | Paschim Medinipur | 30,330 <sup>+903</sup>             | 25,902 <sup>+588</sup>            | 361 <sup>+1</sup>            | 4,067 <sup>+314</sup>            | 12-May-21          |
| 16           | Purba Medinipur   | 36,624 <sup>+993</sup>             | 30,860 <sup>+727</sup>            | 307 <sup>+2</sup>            | 5,457 <sup>+264</sup>            | 12-May-21          |
| 17           | Purba Bardhaman   | 27,126 <sup>+697</sup>             | 22,665 <sup>+762</sup>            | 118                          | 4,343 <sup>-65</sup>             | 12-May-21          |
| 18           | Paschim Bardhaman | 40,889 <sup>+969</sup>             | 34,194 <sup>+976</sup>            | 224 <sup>+3</sup>            | 6,471 <sup>-10</sup>             | 12-May-21          |
| 19           | Howrah            | 65,054 <sup>+1,276</sup>           | 55,907 <sup>+1,093</sup>          | 1,191 <sup>+9</sup>          | 7,956 <sup>+174</sup>            | 12-May-21          |
| 20           | Hooghly           | 54,434 <sup>+1,236</sup>           | 46,837 <sup>+949</sup>            | 624 <sup>+8</sup>            | 6,973 <sup>+279</sup>            | 12-May-21          |
| 21           | North 24 Parganas | 2,29,526 <sup>+4,131</sup>         | 2,01,143 <sup>+3,741</sup>        | 3,176 <sup>+25</sup>         | 25,207 <sup>+365</sup>           | 12-May-21          |
| 22           | South 24 Parganas | 65,841 <sup>+1,232</sup>           | 56,901 <sup>+1,106</sup>          | 903 <sup>+8</sup>            | 8,037 <sup>+118</sup>            | 12-May-21          |
| 23           | Kolkata           | 2,42,717 <sup>+3,924</sup>         | 2,12,683 <sup>+3,983</sup>        | 3,832 <sup>+39</sup>         | 26,202 <sup>-98</sup>            | 12-May-21          |
| 24           | Other State       | 66                                 | 63                                | 3                            | 0                                | 6-Jun-20           |
| <b>TOTAL</b> |                   | <b>10,73,956<sup>+20,839</sup></b> | <b>9,30,886<sup>+19,181</sup></b> | <b>12,857<sup>+129</sup></b> | <b>1,30,213<sup>+1,529</sup></b> |                    |

#District Wise data is subject to verification and may change

#Daily increase/decrease with respect to previous day is in superscript as +/- (Eg: +4)

VI

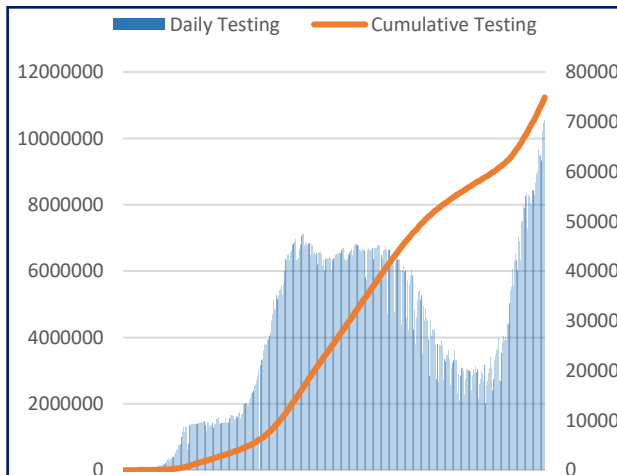
DAILY CUMULATIVE ACTIVE COVID-19 CASES



17<sup>th</sup> March 2020 to 13<sup>th</sup> May 2021

VII

SAMPLES TESTED (Daily and Cumulative)



17<sup>th</sup> March 2020 to 13<sup>th</sup> May 2021



Department of Health & Family Welfare  
Govt. of West Bengal

WEST BENGAL COVID-19 HEALTH BULLETIN – 13<sup>th</sup> MAY 2021

VIII

UNIT WISE EQUIPMENT SUPPLY (CUMULATIVE)

| S. No.       | Unit Name                    | PPE              | N95/FFP2         | Regular Masks    |                    | Gloves             | Sanitizer<br>(In ltr.) |
|--------------|------------------------------|------------------|------------------|------------------|--------------------|--------------------|------------------------|
|              |                              |                  |                  | Reusable<br>Mask | Disposable<br>Mask |                    |                        |
| 1            | Alipurduar                   | 17,800           | 26,250           | 13,400           | 1,00,900           | 89,475             | 5,092                  |
| 2            | Bankura                      | 46,717           | 57,116           | 31,400           | 66,550             | 1,57,900           | 9,061                  |
| 3            | Birbhum                      | 36,150           | 28,300           | 32,400           | 96,050             | 49,700             | 6,910                  |
| 4            | Bishnupur HD                 | 15,350           | 38,449           | 55,602           | 32,468             | 1,66,536           | 4,000                  |
| 5            | Coochbehar                   | 33,600           | 29,450           | 29,200           | 1,36,375           | 89,109             | 6,449                  |
| 6            | Dakshin Dinajpur             | 20,400           | 19,650           | 21,500           | 1,21,600           | 1,08,700           | 5,280                  |
| 7            | Darjeeling                   | 90,411           | 95,347           | 22,900           | 3,44,239           | 2,54,975           | 3,656                  |
| 8            | Diamond Harbour HD           | 52,726           | 56,013           | 33,267           | 1,85,720           | 1,92,465           | 9,750                  |
| 9            | Hooghly                      | 82,150           | 69,983           | 59,497           | 3,95,100           | 46,782             | 18,211                 |
| 10           | Howrah                       | 1,25,265         | 91,432           | 66,580           | 4,10,165           | 27,842             | 11,339                 |
| 11           | Jalpaiguri                   | 34,800           | 41,754           | 45,550           | 1,51,038           | 2,80,550           | 8,318                  |
| 12           | Jhargram                     | 19,715           | 16,520           | 24,890           | 69,100             | 1,32,000           | 5,468                  |
| 13           | Kalimpong                    | 21,150           | 23,245           | 19,800           | 1,31,992           | 1,62,649           | 4,884                  |
| 14           | Malda                        | 26,100           | 23,200           | 26,000           | 87,100             | 97,700             | 7,151                  |
| 15           | Murshidabad                  | 36,594           | 62,202           | 56,900           | 7,89,737           | 1,15,350           | 5,867                  |
| 16           | Nadia                        | 72,470           | 55,389           | 37,100           | 1,49,050           | 1,84,300           | 11,481                 |
| 17           | North 24 Parganas            | 1,12,000         | 1,02,594         | 44,140           | 9,36,465           | 3,00,000           | 11,675                 |
| 18           | Basirhat HD                  | 44,320           | 59,020           | 35,636           | 1,74,000           | 2,61,150           | 7,094                  |
| 19           | Paschim Bardhaman            | 37,850           | 35,100           | 17,780           | 1,21,000           | 1,21,900           | 2,257                  |
| 20           | Paschim Medinipur            | 42,226           | 61,566           | 49,858           | 2,68,357           | 1,72,335           | 7,885                  |
| 21           | Purba Bardhaman              | 65,800           | 60,100           | 27,100           | 1,36,550           | 1,58,800           | 11,064                 |
| 22           | Purba Medinipur              | 54,550           | 52,030           | 33,220           | 4,24,050           | 74,532             | 20,481                 |
| 23           | Nandigram HD                 | 18,750           | 38,026           | 30,640           | 1,21,050           | 1,01,000           | 8,244                  |
| 24           | Purulia                      | 50,450           | 36,245           | 52,700           | 1,48,550           | 1,21,700           | 7,421                  |
| 25           | Rampurhat HD                 | 24,150           | 29,000           | 30,300           | 62,050             | 76,650             | 5,637                  |
| 26           | South 24 Parganas            | 57,450           | 41,498           | 88,488           | 3,32,050           | 1,41,395           | 7,084                  |
| 27           | Uttar Dinajpur               | 35,750           | 43,550           | 68,314           | 2,01,900           | 3,18,500           | 9,246                  |
| 28           | Bankura S MC&H               | 21,415           | 55,773           | 10,200           | 1,99,384           | 2,94,296           | 7,428                  |
| 29           | Coochbehar MC&H              | 13,800           | 14,900           | 14,600           | 58,700             | 2,71,000           | 3,442                  |
| 30           | NB MC&H                      | 40,350           | 1,03,500         | 20,000           | 2,24,200           | 2,46,500           | 8,390                  |
| 31           | Diamond Harbour MC&H         | 14,089           | 32,255           | 10,100           | 1,47,750           | 1,83,050           | 5,503                  |
| 32           | Malda MC&H                   | 18,800           | 86,900           | 13,100           | 1,88,500           | 2,58,500           | 7,708                  |
| 33           | Murshidabad MC&H             | 31,848           | 96,364           | 16,601           | 1,80,950           | 72,600             | 8,390                  |
| 34           | Bardhaman MC&H               | 23,900           | 35,377           | 17,500           | 1,21,281           | 3,32,000           | 6,329                  |
| 35           | Medinipur MC&H               | 56,400           | 89,015           | 38,595           | 63,350             | 2,12,595           | 5,345                  |
| 36           | Purulia MC&H                 | 13,300           | 24,108           | 51,600           | 49,300             | 1,66,548           | 12,715                 |
| 37           | Rampurhat MC&H               | 21,400           | 40,232           | 17,600           | 40,000             | 88,500             | 10,048                 |
| 38           | Raiganj MC&H                 | 14,100           | 13,059           | 13,100           | 56,500             | 87,000             | 2,246                  |
| 39           | JNM MC&H                     | 93,600           | 1,47,600         | 24,000           | 1,87,000           | 2,90,500           | 4,000                  |
| 40           | Sagar Dutta MC&H             | 93,600           | 1,47,600         | 17,600           | 1,87,000           | 2,90,500           | 4,000                  |
| 41           | ID & BG Hospital             | 57,000           | 81,500           | 29,000           | 1,01,100           | 1,49,000           | 4,950                  |
| 42           | RG Kar MCH                   | 40,850           | 76,822           | 15,800           | 3,01,050           | 80,728             | 8,664                  |
| 43           | NRS MCH                      | 69,922           | 1,23,519         | 32,729           | 2,15,550           | 2,93,700           | 7,276                  |
| 44           | IPGMER & SSKMH               | 98,900           | 1,33,800         | 68,500           | 47,049             | 4,99,500           | 18,167                 |
| 45           | Medical College, Kolkata     | 1,87,142         | 1,92,649         | 22,577           | 53,528             | 43,500             | 10,732                 |
| 46           | CNMCH                        | 52,350           | 55,500           | 23,150           | 1,33,500           | 2,69,700           | 3,672                  |
| 47           | Other Govt Dept/Institutions | 6,13,937         | 8,96,504         | 4,22,532         | 13,16,040          | 17,29,678          | 1,14,209               |
| 48           | Stock in hand-In Transit     | 1,84,865         | 16,55,034        | 5,14,313         | 7,45,270           | 7,49,820           | 44,569                 |
| <b>TOTAL</b> |                              | <b>30,36,262</b> | <b>53,95,040</b> | <b>24,47,359</b> | <b>1,08,10,208</b> | <b>1,06,13,210</b> | <b>5,18,789</b>        |

\*In addition to State supply, local procurement is also done.



# Department of Health & Family Welfare Govt. of West Bengal

## WEST BENGAL COVID-19 HEALTH BULLETIN – 13<sup>th</sup> MAY 2021

IX

DETAILS OF TESTING LABS

| S. No. | Name of Testing Lab  | Samples Tested | Method of Testing | Functional WEF  |
|--------|--|----------------|-------------------|-----------------|
| 1      | NICED  | 2,49,317       | RT-PCR            | Since Beginning |
| 2      | SSKM   | 3,45,872       | RT-PCR            | 17-Mar-20       |
| 3      | Medinipur MCH  | 1,89,892       | RT-PCR            | 24-Mar-20       |
| 4      | North Bengal MCH   | 4,07,224       | RT-PCR            | 29-Mar-20       |
| 5      | School of Tropical Medicine                                | 2,61,315       | RT-PCR            | 01-Apr-20       |
| 6      | Apollo Hospital  | 67,844         | RT-PCR            | 06-Apr-20       |
| 7      | Tata Medical Centre  | 24,179         | RT-PCR            | 06-Apr-20       |
| 8      | Malda MCH  | 2,98,183       | RT-PCR            | 08-Apr-20       |
| 9      | Dr. Lal Pathlab  | 3,48,893       | RT-PCR            | 17-Apr-20       |
| 10     | Command Hospital   | 40,203         | RT-PCR            | 17-Apr-20       |
| 11     | CNCI   | 30,283         | RT-PCR            | 22-Apr-20       |
| 12     | RG Kar MCH   | 2,98,772       | RT-PCR            | 24-Apr-20       |
| 13     | SURAKSHA   | 1,93,378       | RT-PCR            | 24-Apr-20       |
| 14     | Murshidabad MCH  | 2,29,989       | RT-PCR            | 26-Apr-20       |
| 15     | Peerless   | 81,537         | RT-PCR            | 30-Apr-20       |
| 16     | Burdwan MCH  | 2,24,832       | RT-PCR            | 06-May-20       |
| 17     | MCH Kolkata  | 1,23,192       | RT-PCR            | 08-May-20       |
| 18     | NRS MCH  | 1,60,146       | RT-PCR            | 12-May-20       |
| 19     | Sanaka Hospitals   | 1,30,631       | RT-PCR            | 12-May-20       |
| 20     | Medica Hospital  | 1,44,873       | RT-PCR            | 15-May-20       |
| 21     | Bankura MCH  | 1,97,174       | RT-PCR            | 22-May-20       |
| 22     | Suri DH  | 1,54,177       | RT-PCR            | 22-May-20       |
| 23     | Coochbehar GMCH  | 2,04,974       | RT-PCR            | 06-Jun-20       |
| 24     | COMJNM Kalyani   | 2,04,242       | RT-PCR            | 10-Jun-20       |
| 25     | Desun Hospital   | 9,108          | RT-PCR            | 17-Jun-20       |
| 26     | RN Tagore Hospital   | 49,382         | RT-PCR            | 24-Jun-20       |
| 27     | Raigunj MCH  | 96,984         | RT-PCR            | 26-Jun-20       |
| 28     | Jagannath Gupta Institute of Medical Sciences              | 6,719          | RT-PCR            | 06-Jul-20       |
| 29     | ESI-Postgraduate Institute of Medical Science and Research | 14,643         | RT-PCR            | 16-Jul-20       |
| 30     | Remedy Lifecare, Kolkata                                   | 15,924         | RT-PCR            | 21-Jul-20       |
| 31     | AMRI Dhakuria  | 63,684         | RT-PCR            | 19-May-20       |
| 32     | Rampurhat MCH  | 1,06,969       | RT-PCR            | 19-May-20       |
| 33     | CNMCH  | 93,788         | RT-PCR            | 20-May-20       |
| 34     | DH GMCH  | 2,01,658       | RT-PCR            | 20-May-20       |
| 35     | COMSDH   | 72,359         | RT-PCR            | 27-May-20       |
| 36     | Purulia Govt. MCH  | 1,19,620       | RT-PCR            | 03-Jun-20       |
| 37     | SRL Lab  | 2,06,221       | RT-PCR            | 18-Jun-20       |
| 38     | Probe diagnostics  | 57,743         | RT-PCR            | 14-Aug-20       |
| 39     | Pulse Diagnostics  | 73,034         | RT-PCR            | 12-Sep-20       |
| 40     | RB Diagnostic Kolkata                                      | 90,751         | RT-PCR            | 20-Sep-20       |
| 41     | Purba Medinipur DH   | 41,962         | RT-PCR            | 24-Sep-20       |
| 42     | B.P. Poddar Hospital & Medical Research Ltd                | 3,186          | RT-PCR            | 27-Oct-20       |
| 43     | Swastik Clinic & Seva Sadan Pvt. Ltd., Birbhum             | 829            | RT-PCR            | 27-Oct-20       |
| 44     | Repromed Diagnostic Ltd                                    | 26,335         | RT-PCR            | 24-Sep-20       |
| 45     | Gouri Devi Institute of Medical Sciences and Hospital      | 4,255          | RT-PCR            | 07-Nov-20       |
| 46     | IQ City Medical College Durgapur                           | 10,444         | RT-PCR            | 04-Dec-20       |
| 47     | Imambara DH, Hooghly                                       | 38,776         | RT-PCR            | 15-Dec-20       |
| 48     | Saroj Gupta Cancer Center & Research Institute             | 4,175          | RT-PCR            | 23-Dec-20       |
| 49     | Lasco Medicare Pvt. Ltd. Howrah                            | 6,429          | RT-PCR            | 05-Jan-21       |
| 50     | Icare Institute of Medical Sciences and Research           | 2,184          | RT-PCR            | 25-Jan-21       |
| 51     | Sanjiban Hospital, Howrah                                  | 4,655          | RT-PCR            | 23-Feb-21       |
| 52     | GCC DNA Diagnostic Lab                                     | 1,029          | RT-PCR            | 22-Apr-21       |
| 53     | Quadra Medical Services                                    | 418            | RT-PCR            | 01-May-21       |
| 54     | AMRI Salt Lake   | 19,949         | CBNAAT            | 01-May-20       |
| 55     | CMRI   | 19,824         | CBNAAT            | 13-May-20       |
| 56     | Asansol DH   | 8,705          | TRUENAT           | 19-May-20       |
| 57     | Jhargram DH  | 2,675          | TRUENAT           | 19-May-20       |
| 58     | Falakata SSH   | 3,870          | TRUENAT           | 20-May-20       |

Note: Average tests per CBNAAT and TRUENAT machines are 32 per day and 16 per day respectively



# Department of Health & Family Welfare Govt. of West Bengal

## WEST BENGAL COVID-19 HEALTH BULLETIN – 13<sup>th</sup> MAY 2021

IX

DETAILS OF TESTING LABS

| S. No. | Name of Testing Lab                                  | Samples Tested     | Method of Testing | Functional WEF |
|--------|--|--------------------|-------------------|----------------|
| 59     | Balurghat DH   | 2,646              | TRUENAT           | 22-May-20      |
| 60     | Serampore DH   | 1,187              | TRUENAT           | 25-May-20      |
| 61     | Uluberia SSH   | 1,908              | TRUENAT           | 27-May-20      |
| 62     | Jangipur SDH   | 1,685              | TRUENAT           | 27-May-20      |
| 63     | Egra SDH   | 722                | TRUENAT           | 27-May-20      |
| 64     | MR Bangur Hospital                                   | 415                | TRUENAT           | 28-May-20      |
| 65     | Chanchal SDH   | 557                | TRUENAT           | 28-May-20      |
| 66     | Biswa Bangla Krirangan COVID Hospital                | 98,308             | TRUENAT           | 31-May-20      |
| 67     | Woodlands  | 11,696             | CBNAAT            | 11-Jun-20      |
| 68     | Alipurduar DH  | 1,542              | TRUENAT           | 16-Jun-20      |
| 69     | Basirhat DH  | 443                | TRUENAT           | 19-Jun-20      |
| 70     | Anandaloke Sonoscan, Siliguri                        | 10,621             | TRUENAT           | 27-Jun-20      |
| 71     | Gangarampur SDH                                      | 1,257              | CBNAAT            | 16-Jul-20      |
| 72     | Contai SDH   | 1,891              | TRUENAT           | 20-Jul-20      |
| 73     | ILS hospital   | 2,584              | TRUENAT           | 25-Jul-20      |
| 74     | Uttar Latabari DH                                    | 177                | TRUENAT           | 04-Aug-20      |
| 75     | Nandigram SSH/DH                                     | 792                | TRUENAT           | 04-Aug-20      |
| 76     | Panskura Hospital                                    | 436                | TRUENAT           | 06-Aug-20      |
| 77     | Chittaranjan Seva Sadan Hospital                     | 1,723              | TRUENAT           | 10-Aug-20      |
| 78     | Dr. PK Saha Hospital, Coochbihar                     | 5,202              | TRUENAT           | 11-Aug-20      |
| 79     | Salt Lake SDH  | 846                | TRUENAT           | 13-Aug-20      |
| 80     | Charnock Hospital                                    | 7,335              | TRUENAT           | 14-Aug-20      |
| 81     | Gabberia SGH   | 337                | TRUENAT           | 15-Aug-20      |
| 82     | Spandan Disgnostic Center                            | 11,317             | TRUENAT           | 16-Aug-20      |
| 83     | Kakdwip SSH  | 277                | TRUENAT           | 17-Aug-20      |
| 84     | Mal SSH  | 197                | TRUENAT           | 18-Aug-20      |
| 85     | Howrah DH  | 182                | TRUENAT           | 21-Aug-20      |
| 86     | Sagardighi SSH                                       | 570                | TRUENAT           | 02-Sep-20      |
| 87     | Domkal SSH   | 164                | TRUENAT           | 06-Sep-20      |
| 88     | Udaynarayanpur SGH Howrah                            | 53                 | TRUENAT           | 07-Sep-20      |
| 89     | GD Hospital & Diabetes Institute, Howrah             | 2,126              | CBNAAT            | 08-Sep-20      |
| 90     | Nightingale Diagnostic & Medicare Centre             | 5,182              | TRUENAT           | 12-Sep-20      |
| 91     | Bhagirathi Neotia Woman * Child Care Centre          | 780                | CBNAAT            | 16-Sep-20      |
| 92     | Krishnanagar DTC                                     | 171                | TRUENAT           | 29-Sep-20      |
| 93     | Mission Hospital, Durgapur                           | 13,500             | TRUENAT           | 29-Sep-20      |
| 94     | Medinova, Kolkata                                    | 4,344              | TRUENAT           | 01-Oct-20      |
| 95     | MSS Bansal Medical, Kolkata                          | 11,607             | TRUENAT           | 02-Oct-20      |
| 96     | TLJ, SGH, Howrah                                     | 299                | TRUENAT           | 02-Oct-20      |
| 97     | Narayan Memorial Hospital, Kolkata                   | 601                | TRUENAT           | 02-Oct-20      |
| 98     | Kalimpong DH   | 365                | TRUENAT           | 06-Oct-20      |
| 99     | Mirik BPHC, Darjeeling                               | 136                | TRUENAT           | 09-Oct-20      |
| 100    | Barjore SSH, Bankura                                 | 374                | TRUENAT           | 11-Oct-20      |
| 101    | Darjeeling DH  | 290                | TRUENAT           | 11-Oct-20      |
| 102    | Metropolis Kolkata                                   | 51,057             | TRUENAT           | 14-Oct-20      |
| 103    | Laboratory Services, Healthworld Hospitals, Durgapur | 4,805              | TRUENAT           | 04-Dec-20      |
| 104    | Neotia Getwel Healthcare Centre, Siliguri            | 784                | CBNAAT            | 09-Jan-21      |
| 105    | Arogya Niketan Nursing Home                          | 1,609              | TRUENAT           | 16-Jan-21      |
| 106    | Ruby General Hospital                                | 1,618              | CBNAAT            | 20-Jan-21      |
| 107    | Cliniperfect Polyclinic and Diagnostics              | 779                | TRUENAT           | 23-Feb-21      |
| 108    | 10 Air Force Hospital, Hasimara                      | 675                | TRUENAT           | 23-Apr-21      |
| 109    | 4 Air Force Hospital, Midnapore                      | 951                | TRUENAT           | 23-Apr-21      |
| 110    | 164 Military Hospital, Binnaguri                     | 1,324              | TRUENAT           | 23-Apr-21      |
| 111    | Central Hospital, SE Railway, Kolkata                | 546                | CBNAAT            | 23-Apr-21      |
| 112    | Zenith super speciality hospital                     | 617                | TRUENAT           | 23-Apr-21      |
| 113    | Alipurduar Railway Hospital                          | 2,070              | TRUENAT           | 23-Apr-21      |
| 114    | Antigen Test done within the State                   | 45,62,493          | -                 | -              |
| 115    | Samples Tested in Labs Outside the State             | 3,13,834           | RT-PCR            | -              |
|        | <b>TOTAL</b>   | <b>1,12,39,416</b> |                   |                |

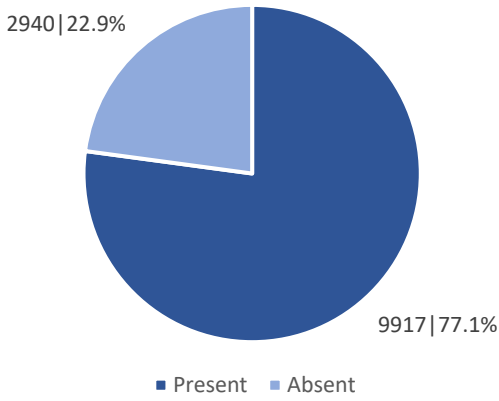
Note: Average tests per CBNAAT and TRUENAT machines are 32 per day and 16 per day respectively



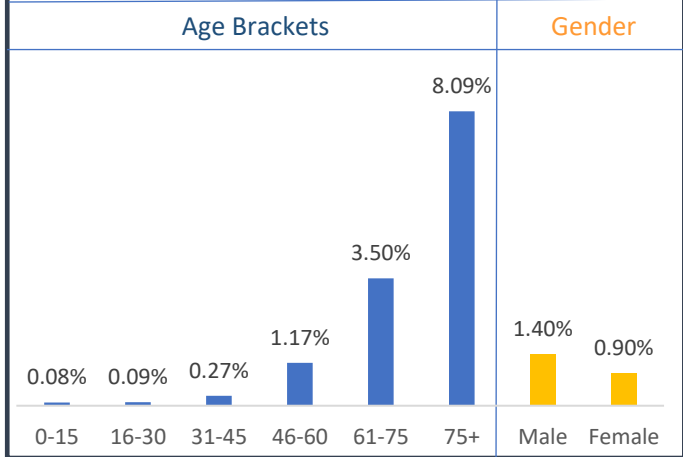
WEST BENGAL COVID-19 HEALTH BULLETIN – 13<sup>th</sup> MAY 2021

X

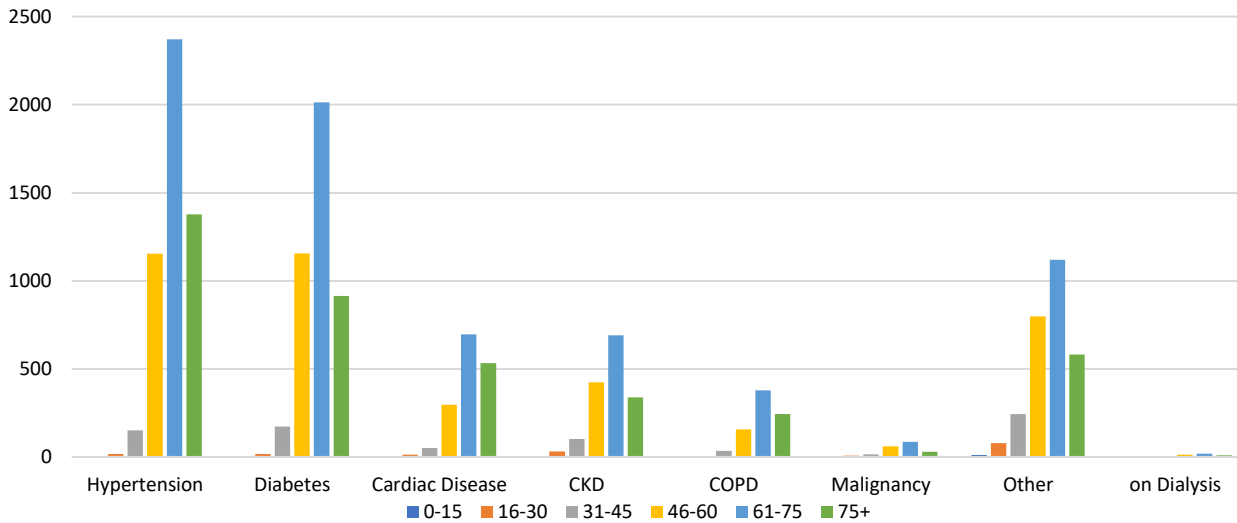
**Comorbidity Status in Deceased Cases (n=12,857)**



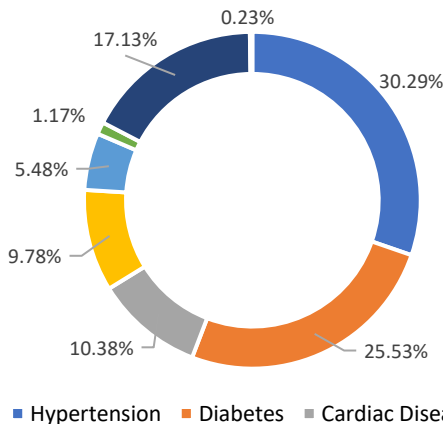
**Fatality Rate in Respective Age Brackets & Gender Group**



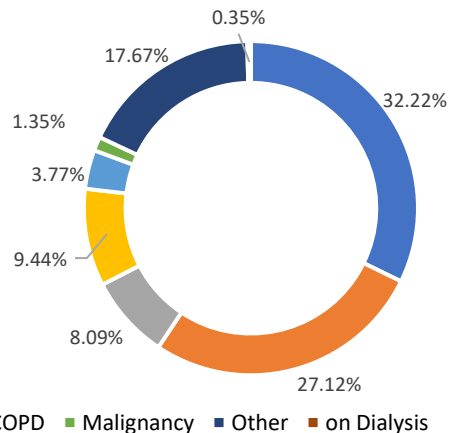
**Age Group Wise Comorbidities Among Deceased**



**Share of Comorbidities in Male**



**Share of Comorbidities in Female**



FATALITY ANALYSIS



# Department of Health & Family Welfare Govt. of West Bengal

## WEST BENGAL COVID-19 HEALTH BULLETIN – 13<sup>th</sup> MAY 2021

**XI**

**EQUIPMENT SUPPLY**

| S. No | Equipment                  | Ordered by State Govt. | Received Yesterday | Total Received by State Govt. | Order Pending |
|-------|----------------------------|------------------------|--------------------|-------------------------------|---------------|
| 1     | PPEs                       | 32.10 L                | 2,000              | 29.65 L                       | 2.45 L        |
| 2     | N95/FFP2 Masks             | 54.20 L                | 10,000             | 52.99 L                       | 1.21 L        |
| 3     | Regular Masks              | 123.84 L               | 20,000             | 112.30 L                      | 11.54 L       |
| 4     | Hand Sanitizers (In Ltrs.) | 5.11 L                 | 1,000              | 5.01 L                        | 0.10 L        |
| 5     | Gloves                     | 125.00 L               | 20,000             | 103.00 L                      | 22.00 L       |
| 6     | Thermal Guns               | 20,000                 | NIL                | 20,000                        | NIL           |

**XII**

**DEDICATED COVID-19 HELPLINE (24 X 7)**

1. Dedicated COVID-19 Helpline : **1800 313 444 222**
2. Direct Telemedicine Line : **033 23576001**
3. Ambulance Service : **033 40902929**
4. COVID Telemedicine App "[Covid Telemedicine WB](#)" on Google Play Store
  - These services include allocation of beds in Govt. hospitals and Safe Homes
  - Telemedicine for citizens at large and those in home isolation
  - Ambulance service includes guidance and provision of Govt. ambulance
5. Tele-Psychological counselling services have started since August 1<sup>st</sup>, 2020.

| General Queries                |   |   |           |
|--------------------------------|---|---|-----------|
| 1                              | A | Total Queries addressed in last 24 hours            | 5,816     |
|                                | B | Total Queries addressed till 12 <sup>th</sup> May   | 17,13,701 |
| Telemedicine                   |   |   |           |
| 2                              | A | Total consultations given in last 24 hours          | 2,671     |
|                                | B | Total consultations given till 12 <sup>th</sup> May | 6,52,197  |
| Ambulance Services             |   |   |           |
| 3                              | A | Ambulances assigned in last 24 hours                | 1,001     |
|                                | B | Total calls received in last 24 hours               | 1,001     |
| Tele-Psychological Counselling |   |   |           |
| 4                              | A | Counselling given in last 24 hours                  | 1,214     |
|                                | B | Counselling given till 12 <sup>th</sup> May         | 3,37,016  |

### State Government Interventions :

- Status of availability of beds for Covid positive patients in government and private hospitals along with other related services is available at [https://excise.wb.gov.in/chms/CHMS/Page/CHMS\\_State\\_Dashboard\\_New.aspx](https://excise.wb.gov.in/chms/CHMS/Page/CHMS_State_Dashboard_New.aspx)
- Safe Homes : An initiative by the Government of West Bengal for care and treatment of asymptomatic/mild symptomatic COVID patients for whom home isolation is not possible /advisable
- As per State Government advisory Satellite Health Facilities are being developed by private hospitals in close vicinity of their hospitals as separate health facility for treatment of asymptomatic/mild symptomatic COVID patients. This intervention is expected to free beds in the hospitals for serious patients.

All the guidelines and orders relating to Covid-19 are posted on [www.wbhealth.gov.in](http://www.wbhealth.gov.in)

You can follow us on :

Facebook at: <https://www.facebook.com/wbdhfw/>

Twitter at: <https://twitter.com/wbdhfw>