



# Department of Health & Family Welfare Govt. of West Bengal

## WEST BENGAL COVID-19 HEALTH BULLETIN – 12<sup>th</sup> MAY 2021

**Active COVID-19 Cases as on 12<sup>th</sup> May: 1,28,684**

COVID 19 STATUS	S. No	Subject	Number
	1	Total COVID-19 Cases till 11 <sup>th</sup> May	10,32,740
	2	New COVID-19 Cases on 12 <sup>th</sup> May	20,377
	<b>3</b>	<b>Total COVID-19 Cases till 12<sup>th</sup> May (1+2)</b>	<b>10,53,117</b>
	4	Total Discharged	9,11,705 (+19,231)
	5	Total Deaths as on 12 <sup>th</sup> May*	12,728 (+135)
	<b>6</b>	<b>Active COVID-19 Cases as on 12<sup>th</sup> May</b>	<b>1,28,684 (+1,011)</b>
	7	Discharge Rate (4/3)	86.57%

*Note: All figures updated till 9AM, 12<sup>th</sup> May*

*#Daily increase/decrease with respect to previous day is shown as (+/-)*

*\*Complete analysis can be referred from Section X, (Page no. 5)*

TESTING SNAPSHOT	S. No	Subject	Number
	1	Samples Tested till 11 <sup>th</sup> May	1,10,99,069
	2	Samples Tested on 12 <sup>th</sup> May	69,874
	<b>3</b>	<b>Total Number of Samples Tested till 12<sup>th</sup> May (1+2)</b>	<b>1,11,68,943</b>
	4	Tests per Million population	1,24,099
	5	% of Positive Cases out of Samples Tested	9.43%
	6	Total Testing Laboratories*	113
	7	Testing Laboratories added this week	0
8	Testing Laboratories pending approval	1	

*\*Detailed breakup of these laboratories is given on Page 4 and Page 5*

INFRASTRUCTURE DETAILS	S. No	Subject	Number
	1	Total Number of Hospitals dedicated for treating COVID-19	224
	2	Total Number of Govt. Hospitals dedicated for treating COVID-19	183
	3	Total Number of Pvt. Hospitals requisitioned for treating COVID-19	41
	4	Total Number of earmarked COVID-19 Beds	19,458
	5	% Occupancy in COVID Beds	40.68%
	6	Total ICU/HDU Beds in the COVID Hospitals	2,711
7	Total Number of Ventilators in the COVID Hospitals	1,298	

QUARANTINE DETAILS	Home Quarantine		
	1	Total Home Quarantined People	26,36,660
	2	Total number of people currently in Home Quarantine	76,033
	3	Total number of people released from Home Quarantine	25,60,627
	Safe Homes		
	1	Total Number of Safe Homes	200
	2	Total Number of Beds in Safe Homes	11,507
	3	Total Number of Patients in Safe Homes currently	2,454



# Department of Health & Family Welfare Govt. of West Bengal

## WEST BENGAL COVID-19 HEALTH BULLETIN – 12<sup>th</sup> MAY 2021

V

DISTRICT SNAPSHOT#

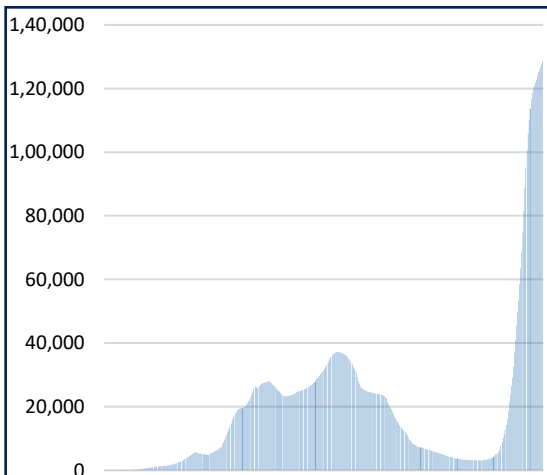
1	2	3	4	5	6 = 3-4-5	7
S. No	District	Total Cases	Total Discharged	Total Deaths	Total Active Cases	Last Reported Case
1	Alipurduar	9,345 <sup>+125</sup>	8,504 <sup>+52</sup>	91	750 <sup>+73</sup>	11-May-21
2	Coochbehar	16,270 <sup>+174</sup>	14,786 <sup>+241</sup>	75	1,409 <sup>-67</sup>	11-May-21
3	Darjeeling	30,719 <sup>+745</sup>	26,439 <sup>+586</sup>	282 <sup>+8</sup>	3,998 <sup>+151</sup>	11-May-21
4	Kalimpong	3,330 <sup>+26</sup>	2,884 <sup>+47</sup>	31	415 <sup>-21</sup>	11-May-21
5	Jalpaiguri	21,362 <sup>+381</sup>	18,972 <sup>+337</sup>	248 <sup>+10</sup>	2,142 <sup>+34</sup>	11-May-21
6	Uttar Dinajpur	13,115 <sup>+189</sup>	11,258 <sup>+286</sup>	122 <sup>+1</sup>	1,735 <sup>-98</sup>	11-May-21
7	Dakshin Dinajpur	12,248 <sup>+194</sup>	10,817 <sup>+293</sup>	104 <sup>+3</sup>	1,327 <sup>-102</sup>	11-May-21
8	Malda	27,343 <sup>+274</sup>	24,354 <sup>+493</sup>	175	2,814 <sup>-219</sup>	11-May-21
9	Murshidabad	26,275 <sup>+527</sup>	22,995 <sup>+432</sup>	181	3,099 <sup>+95</sup>	11-May-21
10	Nadia	42,860 <sup>+1,171</sup>	35,510 <sup>+843</sup>	366 <sup>+2</sup>	6,984 <sup>+326</sup>	11-May-21
11	Birbhum	31,278 <sup>+928</sup>	26,142 <sup>+736</sup>	173 <sup>+2</sup>	4,963 <sup>+190</sup>	11-May-21
12	Purulia	16,448 <sup>+254</sup>	14,132 <sup>+373</sup>	77 <sup>+5</sup>	2,239 <sup>-124</sup>	11-May-21
13	Bankura	20,164 <sup>+367</sup>	17,417 <sup>+422</sup>	136 <sup>+3</sup>	2,611 <sup>-58</sup>	11-May-21
14	Jhargram	5,114 <sup>+176</sup>	4,265 <sup>+119</sup>	23	826 <sup>+57</sup>	11-May-21
15	Paschim Medinipur	29,427 <sup>+943</sup>	25,314 <sup>+617</sup>	360 <sup>+2</sup>	3,753 <sup>+324</sup>	11-May-21
16	Purba Medinipur	35,631 <sup>+833</sup>	30,133 <sup>+733</sup>	305	5,193 <sup>+100</sup>	11-May-21
17	Purba Bardhaman	26,429 <sup>+470</sup>	21,903 <sup>+703</sup>	118 <sup>+3</sup>	4,408 <sup>-236</sup>	11-May-21
18	Paschim Bardhaman	39,920 <sup>+912</sup>	33,218 <sup>+967</sup>	221 <sup>+2</sup>	6,481 <sup>-57</sup>	11-May-21
19	Howrah	63,778 <sup>+1,256</sup>	54,814 <sup>+1,115</sup>	1,182 <sup>+7</sup>	7,782 <sup>+134</sup>	11-May-21
20	Hooghly	53,198 <sup>+1,203</sup>	45,888 <sup>+1,016</sup>	616 <sup>+5</sup>	6,694 <sup>+182</sup>	11-May-21
21	North 24 Parganas	2,25,395 <sup>+4,091</sup>	1,97,402 <sup>+3,788</sup>	3,151 <sup>+27</sup>	24,842 <sup>+276</sup>	11-May-21
22	South 24 Parganas	64,609 <sup>+1,149</sup>	55,795 <sup>+1,106</sup>	895 <sup>+11</sup>	7,919 <sup>+32</sup>	11-May-21
23	Kolkata	2,38,793 <sup>+3,989</sup>	2,08,700 <sup>+3,926</sup>	3,793 <sup>+44</sup>	26,300 <sup>+19</sup>	11-May-21
24	Other State	66	63	3	0	6-Jun-20
<b>TOTAL</b>		<b>10,53,117<sup>+20,377</sup></b>	<b>9,11,705<sup>+19,231</sup></b>	<b>12,728<sup>+135</sup></b>	<b>1,28,684<sup>+1,011</sup></b>	

#District Wise data is subject to verification and may change

#Daily increase/decrease with respect to previous day is in superscript as +/- (Eg: +4)

VI

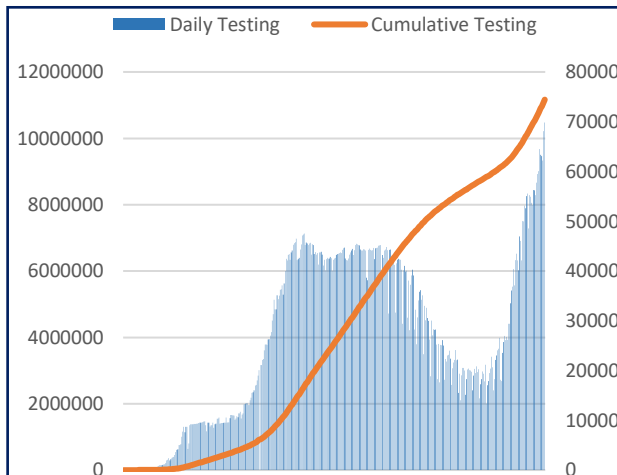
DAILY CUMULATIVE ACTIVE COVID-19 CASES



17<sup>th</sup> March 2020 to 12<sup>th</sup> May 2021

VII

SAMPLES TESTED (Daily and Cumulative)



17<sup>th</sup> March 2020 to 12<sup>th</sup> May 2021



Department of Health & Family Welfare  
Govt. of West Bengal

WEST BENGAL COVID-19 HEALTH BULLETIN – 12<sup>th</sup> MAY 2021

VIII

UNIT WISE EQUIPMENT SUPPLY (CUMULATIVE)

S. No.	Unit Name	PPE	N95/FFP2	Regular Masks		Gloves	Sanitizer (In ltr.)
				Reusable Mask	Disposable Mask		
1	Alipurduar	17,800	26,250	13,400	1,00,900	89,475	5,092
2	Bankura	46,717	57,116	31,400	66,550	1,57,900	9,061
3	Birbhum	36,150	28,300	32,400	96,050	49,700	6,910
4	Bishnupur HD	15,350	38,449	55,602	32,468	1,66,536	4,000
5	Coochbehar	33,600	29,450	29,200	1,36,375	89,109	6,449
6	Dakshin Dinajpur	20,400	19,650	21,500	1,21,600	1,08,700	5,280
7	Darjeeling	90,411	95,347	22,900	3,44,239	2,54,975	3,656
8	Diamond Harbour HD	52,726	56,013	33,267	1,85,720	1,92,465	9,750
9	Hooghly	82,150	69,983	59,497	3,95,100	46,782	18,211
10	Howrah	1,25,265	91,432	66,580	4,10,165	27,842	11,339
11	Jalpaiguri	34,800	41,754	45,550	1,51,038	2,80,550	8,318
12	Jhargram	19,715	16,520	24,890	69,100	1,32,000	5,468
13	Kalimpong	21,150	23,245	19,800	1,31,992	1,62,649	4,884
14	Malda	26,100	23,200	26,000	87,100	97,700	7,151
15	Murshidabad	36,594	62,202	56,900	7,89,737	1,15,350	5,867
16	Nadia	72,470	55,389	37,100	1,49,050	1,84,300	11,481
17	North 24 Parganas	1,12,000	1,02,594	44,140	9,36,465	3,00,000	11,675
18	Basirhat HD	44,320	59,020	35,636	1,74,000	2,61,150	7,094
19	Paschim Bardhaman	37,850	35,100	17,780	1,21,000	1,21,900	2,257
20	Paschim Medinipur	42,226	61,566	49,858	2,68,357	1,72,335	7,885
21	Purba Bardhaman	65,800	60,100	27,100	1,36,550	1,58,800	11,064
22	Purba Medinipur	54,550	52,030	33,220	4,24,050	74,532	20,481
23	Nandigram HD	18,750	38,026	30,640	1,21,050	1,01,000	8,244
24	Purulia	50,450	36,245	52,700	1,48,550	1,21,700	7,421
25	Rampurhat HD	24,150	29,000	30,300	62,050	76,650	5,637
26	South 24 Parganas	57,450	41,498	88,488	3,32,050	1,41,395	7,084
27	Uttar Dinajpur	35,750	43,550	68,314	2,01,900	3,18,500	9,246
28	Bankura S MC&H	21,415	55,773	10,200	1,99,384	2,94,296	7,428
29	Coochbehar MC&H	13,800	14,900	14,600	58,700	2,71,000	3,442
30	NB MC&H	40,350	1,03,500	20,000	2,24,200	2,46,500	8,390
31	Diamond Harbour MC&H	14,089	32,255	10,100	1,47,750	1,83,050	5,503
32	Malda MC&H	18,800	86,900	13,100	1,88,500	2,58,500	7,708
33	Murshidabad MC&H	31,848	96,364	16,601	1,80,950	72,600	8,390
34	Bardhaman MC&H	23,900	35,377	17,500	1,21,281	3,32,000	6,329
35	Medinipur MC&H	56,400	89,015	38,595	63,350	2,12,595	5,345
36	Purulia MC&H	13,300	24,108	51,600	49,300	1,66,548	12,715
37	Rampurhat MC&H	21,400	40,232	17,600	40,000	88,500	10,048
38	Raiganj MC&H	14,100	13,059	13,100	56,500	87,000	2,246
39	JNM MC&H	93,600	1,47,600	24,000	1,87,000	2,90,500	4,000
40	Sagar Dutta MC&H	93,600	1,47,600	17,600	1,87,000	2,90,500	4,000
41	ID & BG Hospital	57,000	81,500	29,000	1,01,100	1,49,000	4,950
42	RG Kar MCH	40,850	76,822	15,800	3,01,050	80,728	8,664
43	NRS MCH	69,922	1,23,519	32,729	2,15,550	2,93,700	7,276
44	IPGMER & SSKMH	98,900	1,33,800	68,500	47,049	4,99,500	18,167
45	Medical College, Kolkata	1,87,142	1,92,649	22,577	53,528	43,500	10,732
46	CNMCH	52,350	55,500	23,150	1,33,500	2,69,700	3,672
47	Other Govt Dept/Institutions	6,13,937	8,96,504	4,22,532	13,16,040	17,29,678	1,14,209
48	Stock in hand-In Transit	1,82,865	16,45,034	5,14,313	7,25,270	7,29,820	43,569
<b>TOTAL</b>		<b>30,34,262</b>	<b>53,85,040</b>	<b>24,47,359</b>	<b>1,07,90,208</b>	<b>1,05,93,210</b>	<b>5,17,789</b>

\*In addition to State supply, local procurement is also done.



# Department of Health & Family Welfare Govt. of West Bengal

## WEST BENGAL COVID-19 HEALTH BULLETIN – 12<sup>th</sup> MAY 2021

IX

DETAILS OF TESTING LABS

S. No.	Name of Testing Lab	Samples Tested	Method of Testing	Functional WEF
1	NICED	2,48,578	RT-PCR	Since Beginning
2	SSKM	3,44,411	RT-PCR	17-Mar-20
3	Medinipur MCH	1,88,447	RT-PCR	24-Mar-20
4	North Bengal MCH	4,05,364	RT-PCR	29-Mar-20
5	School of Tropical Medicine	2,60,305	RT-PCR	01-Apr-20
6	Apollo Hospital	67,302	RT-PCR	06-Apr-20
7	Tata Medical Centre	24,120	RT-PCR	06-Apr-20
8	Malda MCH	2,97,262	RT-PCR	08-Apr-20
9	Dr. Lal Pathlab	3,43,519	RT-PCR	17-Apr-20
10	Command Hospital	39,994	RT-PCR	17-Apr-20
11	CNCI	30,133	RT-PCR	22-Apr-20
12	RG Kar MCH	2,97,754	RT-PCR	24-Apr-20
13	SURAKSHA	1,90,209	RT-PCR	24-Apr-20
14	Murshidabad MCH	2,29,154	RT-PCR	26-Apr-20
15	Peerless	81,104	RT-PCR	30-Apr-20
16	Burdwan MCH	2,24,024	RT-PCR	06-May-20
17	MCH Kolkata	1,22,327	RT-PCR	08-May-20
18	NRS MCH	1,59,494	RT-PCR	12-May-20
19	Sanaka Hospitals	1,29,904	RT-PCR	12-May-20
20	Medica Hospital	1,43,914	RT-PCR	15-May-20
21	Bankura MCH	1,96,588	RT-PCR	22-May-20
22	Suri DH	1,53,830	RT-PCR	22-May-20
23	Coochbehar GMCH	2,03,622	RT-PCR	06-Jun-20
24	COMJNM Kalyani	2,03,721	RT-PCR	10-Jun-20
25	Desun Hospital	9,044	RT-PCR	17-Jun-20
26	RN Tagore Hospital	49,031	RT-PCR	24-Jun-20
27	Raigunj MCH	96,649	RT-PCR	26-Jun-20
28	Jagannath Gupta Institute of Medical Sciences	6,652	RT-PCR	06-Jul-20
29	ESI-Postgraduate Institute of Medical Science and Research	14,509	RT-PCR	16-Jul-20
30	Remedy Lifecare, Kolkata	15,924	RT-PCR	21-Jul-20
31	AMRI Dhakuria	63,276	RT-PCR	19-May-20
32	Rampurhat MCH	1,06,318	RT-PCR	19-May-20
33	CNMCH	93,323	RT-PCR	20-May-20
34	DH GMCH	2,01,106	RT-PCR	20-May-20
35	COMSDH	71,844	RT-PCR	27-May-20
36	Purulia Govt. MCH	1,19,108	RT-PCR	03-Jun-20
37	SRL Lab	2,03,443	RT-PCR	18-Jun-20
38	Probe diagnostics	57,045	RT-PCR	14-Aug-20
39	Pulse Diagnostics	72,907	RT-PCR	12-Sep-20
40	RB Diagnostic Kolkata	89,705	RT-PCR	20-Sep-20
41	Purba Medinipur DH	41,682	RT-PCR	24-Sep-20
42	B.P. Poddar Hospital & Medical Research Ltd	3,179	RT-PCR	27-Oct-20
43	Swastik Clinic & Seva Sadan Pvt. Ltd., Birbhum	804	RT-PCR	27-Oct-20
44	Repromed Diagnostic Ltd	26,000	RT-PCR	24-Sep-20
45	Gouri Devi Institute of Medical Sciences and Hospital	4,141	RT-PCR	07-Nov-20
46	IQ City Medical College Durgapur	10,181	RT-PCR	04-Dec-20
47	Imambara DH, Hooghly	38,741	RT-PCR	15-Dec-20
48	Saroj Gupta Cancer Center & Research Institute	4,020	RT-PCR	23-Dec-20
49	Lasco Medicare Pvt. Ltd. Howrah	6,135	RT-PCR	05-Jan-21
50	Icare Institute of Medical Sciences and Research	2,070	RT-PCR	25-Jan-21
51	Sanjiban Hospital, Howrah	4,483	RT-PCR	23-Feb-21
52	GCC DNA Diagnostic Lab	759	RT-PCR	22-Apr-21
53	Quadra Medical Services	371	RT-PCR	01-May-21
54	AMRI Salt Lake	19,872	CBNAAT	01-May-20
55	CMRI	19,734	CBNAAT	13-May-20
56	Asansol DH	8,528	TRUENAT	19-May-20
57	Jhargram DH	2,675	TRUENAT	19-May-20
58	Falakata SSH	3,870	TRUENAT	20-May-20

Note: Average tests per CBNAAT and TRUENAT machines are 32 per day and 16 per day respectively



# Department of Health & Family Welfare Govt. of West Bengal

## WEST BENGAL COVID-19 HEALTH BULLETIN – 12<sup>th</sup> MAY 2021

IX

DETAILS OF TESTING LABS

S. No.	Name of Testing Lab	Samples Tested	Method of Testing	Functional WEF
59	Balurghat DH	2,646	TRUENAT	22-May-20
60	Serampore DH	1,187	TRUENAT	25-May-20
61	Uluberia SSH	1,908	TRUENAT	27-May-20
62	Jangipur SDH	1,685	TRUENAT	27-May-20
63	Egra SDH	713	TRUENAT	27-May-20
64	MR Bangur Hospital	415	TRUENAT	28-May-20
65	Chanchal SDH	557	TRUENAT	28-May-20
66	Biswa Bangla Krirangan COVID Hospital	97,524	TRUENAT	31-May-20
67	Woodlands	11,636	CBNAAT	11-Jun-20
68	Alipurduar DH	1,542	TRUENAT	16-Jun-20
69	Basirhat DH	442	TRUENAT	19-Jun-20
70	Anandaloke Sonoscan, Siliguri	10,451	TRUENAT	27-Jun-20
71	Gangarampur SDH	1,257	CBNAAT	16-Jul-20
72	Contai SDH	1,891	TRUENAT	20-Jul-20
73	ILS hospital	2,565	TRUENAT	25-Jul-20
74	Uttar Latabari DH	176	TRUENAT	04-Aug-20
75	Nandigram SSH/DH	792	TRUENAT	04-Aug-20
76	Panskura Hospital	436	TRUENAT	06-Aug-20
77	Chittaranjan Seva Sadan Hospital	1,722	TRUENAT	10-Aug-20
78	Dr. PK Saha Hospital, Coochbihar	5,176	TRUENAT	11-Aug-20
79	Salt Lake SDH	846	TRUENAT	13-Aug-20
80	Charnock Hospital	7,289	TRUENAT	14-Aug-20
81	Gabberia SGH	333	TRUENAT	15-Aug-20
82	Spandan Disgnostic Center	11,235	TRUENAT	16-Aug-20
83	Kakdwip SSH	277	TRUENAT	17-Aug-20
84	Mal SSH	197	TRUENAT	18-Aug-20
85	Howrah DH	182	TRUENAT	21-Aug-20
86	Sagardighi SSH	570	TRUENAT	02-Sep-20
87	Domkal SSH	164	TRUENAT	06-Sep-20
88	Udaynarayanpur SGH Howrah	53	TRUENAT	07-Sep-20
89	GD Hospital & Diabetes Institute, Howrah	2,116	CBNAAT	08-Sep-20
90	Nightingale Diagnostic & Medicare Centre	5,180	TRUENAT	12-Sep-20
91	Bhagirathi Neotia Woman * Child Care Centre	775	CBNAAT	16-Sep-20
92	Krishnanagar DTC	171	TRUENAT	29-Sep-20
93	Mission Hospital, Durgapur	13,314	TRUENAT	29-Sep-20
94	Medinova, Kolkata	4,344	TRUENAT	01-Oct-20
95	MSS Bansal Medical, Kolkata	11,518	TRUENAT	02-Oct-20
96	TLJ, SGH, Howrah	298	TRUENAT	02-Oct-20
97	Narayan Memorial Hospital, Kolkata	595	TRUENAT	02-Oct-20
98	Kalimpong DH	365	TRUENAT	06-Oct-20
99	Mirik BPHC, Darjeeling	136	TRUENAT	09-Oct-20
100	Barjore SSH, Bankura	372	TRUENAT	11-Oct-20
101	Darjeeling DH	286	TRUENAT	11-Oct-20
102	Metropolis Kolkata	50,294	TRUENAT	14-Oct-20
103	Laboratory Services, Healthworld Hospitals, Durgapur	4,744	TRUENAT	04-Dec-20
104	Neotia Getwel Healthcare Centre, Siliguri	784	CBNAAT	09-Jan-21
105	Arogya Niketan Nursing Home	1,570	TRUENAT	16-Jan-21
106	Ruby General Hospital	1,589	CBNAAT	20-Jan-21
107	Cliniperfect Polyclinic and Diagnostics	762	TRUENAT	23-Feb-21
108	10 Air Force Hospital, Hasimara	673	TRUENAT	23-Apr-21
109	4 Air Force Hospital, Midnapore	946	TRUENAT	23-Apr-21
110	164 Military Hospital, Binnaguri	1,324	TRUENAT	23-Apr-21
111	Central Hospital, SE Railway, Kolkata	536	CBNAAT	23-Apr-21
112	Zenith super speciality hospital	564	TRUENAT	23-Apr-21
113	Alipurduar Railway Hospital	2,070	TRUENAT	23-Apr-21
114	Antigen Test done within the State	45,36,368	-	-
115	Samples Tested in Labs Outside the State	3,09,173	RT-PCR	-
	<b>TOTAL</b>	<b>1,11,68,943</b>		

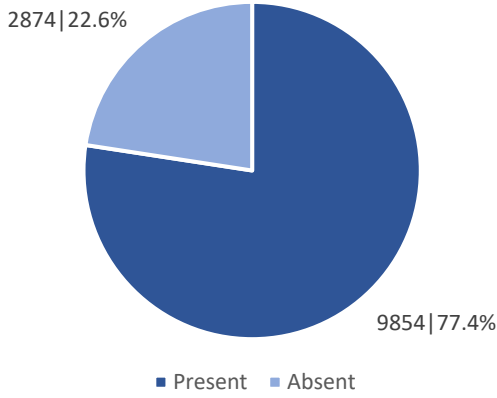
Note: Average tests per CBNAAT and TRUENAT machines are 32 per day and 16 per day respectively



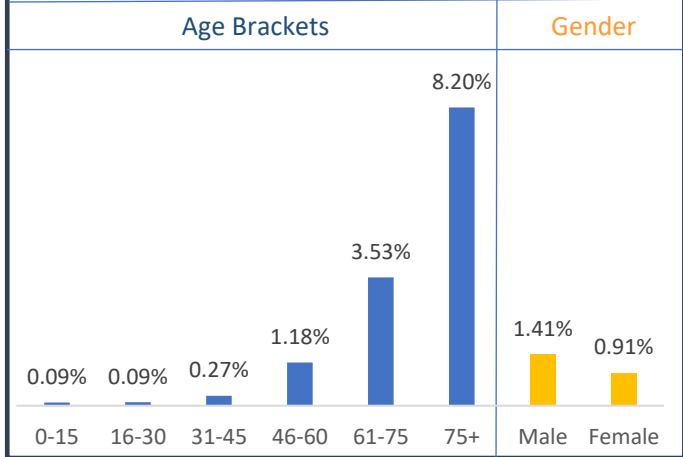
WEST BENGAL COVID-19 HEALTH BULLETIN – 12<sup>th</sup> MAY 2021

X

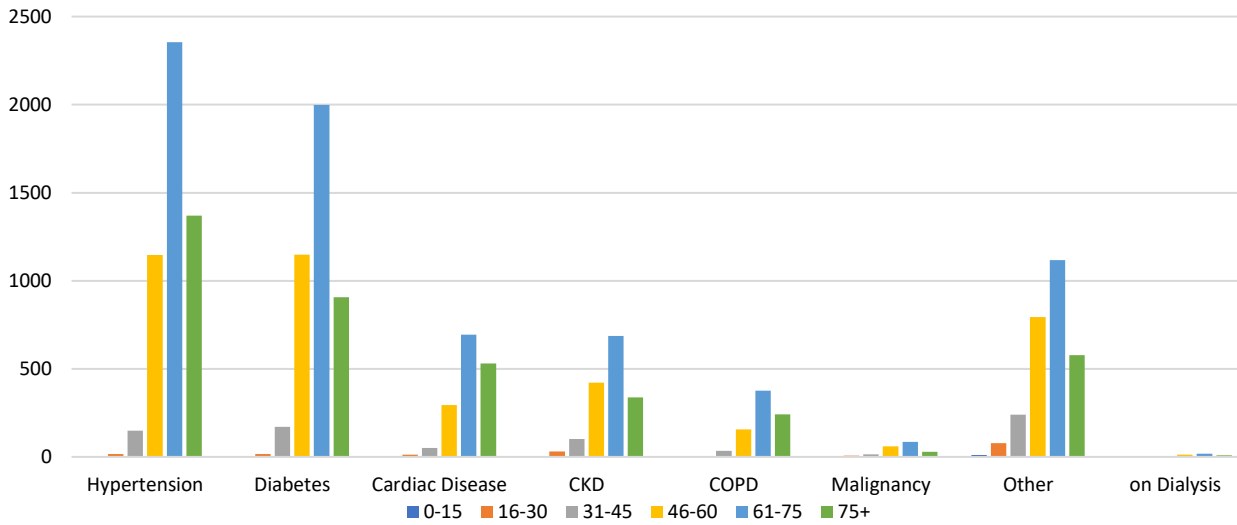
**Comorbidity Status in Deceased Cases (n=12,728)**



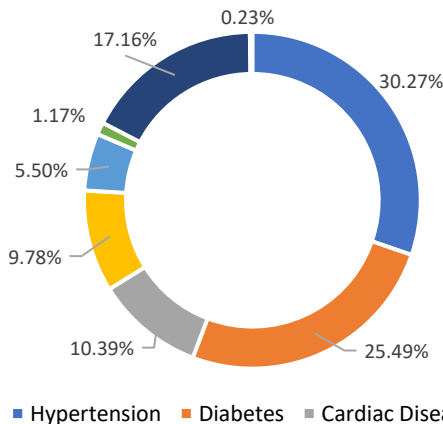
**Fatality Rate in Respective Age Brackets & Gender Group**



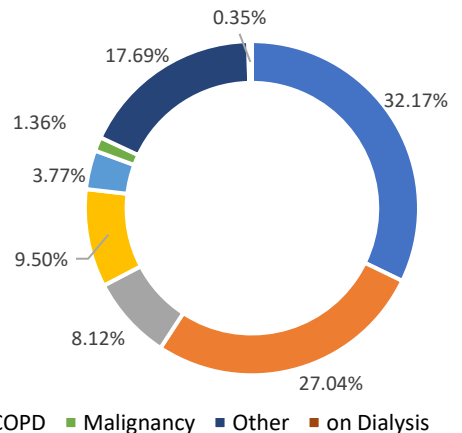
**Age Group Wise Comorbidities Among Deceased**



**Share of Comorbidities in Male**



**Share of Comorbidities in Female**



FATALITY ANALYSIS



# Department of Health & Family Welfare Govt. of West Bengal

## WEST BENGAL COVID-19 HEALTH BULLETIN – 12<sup>th</sup> MAY 2021

**XI**
**EQUIPMENT SUPPLY**

S. No	Equipment	Ordered by State Govt.	Received Yesterday	Total Received by State Govt.	Order Pending
1	PPEs	32.10 L	2,000	29.63 L	2.47 L
2	N95/FFP2 Masks	54.20 L	10,000	52.89 L	1.31 L
3	Regular Masks	123.84 L	20,000	112.10 L	11.74 L
4	Hand Sanitizers (In Ltrs.)	5.01 L	1,000	5.00 L	0.01 L
5	Gloves	125.00 L	20,000	102.80 L	22.20 L
6	Thermal Guns	20,000	NIL	20,000	NIL

**XII**
**DEDICATED COVID-19 HELPLINE (24 X 7)**

1. Dedicated COVID-19 Helpline : **1800 313 444 222**
2. Direct Telemedicine Line : **033 23576001**
3. Ambulance Service : **033 40902929**
4. COVID Telemedicine App "[Covid Telemedicine WB](#)" on Google Play Store
  - These services include allocation of beds in Govt. hospitals and Safe Homes
  - Telemedicine for citizens at large and those in home isolation
  - Ambulance service includes guidance and provision of Govt. ambulance
5. Tele-Psychological counselling services have started since August 1<sup>st</sup>, 2020.

### General Queries

1	A	Total Queries addressed in last 24 hours	5,799
	B	Total Queries addressed till 11 <sup>th</sup> May	17,07,902

### Telemedicine

2	A	Total consultations given in last 24 hours	2,798
	B	Total consultations given till 11 <sup>th</sup> May	6,49,399

### Ambulance Services

3	A	Ambulances assigned in last 24 hours	1,014
	B	Total calls received in last 24 hours	1,014

### Tele-Psychological Counselling

4	A	Counselling given in last 24 hours	1,201
	B	Counselling given till 11 <sup>th</sup> May	3,35,815

### State Government Interventions :

- Status of availability of beds for COVID positive patients in government and private hospitals is available at Health & FW Department's website: [www.wbhealth.gov.in](http://www.wbhealth.gov.in)
- Safe Homes : An initiative by the Government of West Bengal for care and treatment of asymptomatic/mild symptomatic COVID patients for whom home isolation is not possible /advisable
- As per State Government advisory Satellite Health Facilities are being developed by private hospitals in close vicinity of their hospitals as separate health facility for treatment of asymptomatic/mild symptomatic COVID patients. This intervention is expected to free beds in the hospitals for serious patients.

All the guidelines and orders relating to Covid-19 are posted on [www.wbhealth.gov.in](http://www.wbhealth.gov.in)

You can follow us on :

Facebook at: <https://www.facebook.com/wbdhfw/>

Twitter at: <https://twitter.com/wbdhfw>