



# Department of Health & Family Welfare Govt. of West Bengal

## WEST BENGAL COVID-19 HEALTH BULLETIN – 12<sup>th</sup> JANUARY 2021

### Active COVID-19 Cases as on 12<sup>th</sup> January: 7,392

COVID 19 STATUS	S. No	Subject	Number
	1	Total COVID-19 Cases till 11 <sup>th</sup> January	5,61,321
	2	New COVID-19 Cases on 12 <sup>th</sup> January	751
	3	<b>Total COVID-19 Cases till 12<sup>th</sup> January (1+2)</b>	<b>5,62,072</b>
	4	Total Discharged	5,44,705 (+879)
	5	Total Deaths as on 12 <sup>th</sup> January*	9,975 (+18)
	6	<b>Active COVID-19 Cases as on 12<sup>th</sup> January</b>	<b>7,392 (-146)</b>
	7	Discharge Rate (4/3)	96.91%

*Note: All figures updated till 9AM, 12<sup>th</sup> January*

*#Daily increase/decrease with respect to previous day is shown as (+/-)*

*\*Complete analysis can be referred from Section X, (Page no. 5)*

TESTING SNAPSHOT	S. No	Subject	Number
	1	Samples Tested till 11 <sup>th</sup> January	74,64,813
	2	Samples Tested on 12 <sup>th</sup> January	33,024
	3	<b>Total Number of Samples Tested till 12<sup>th</sup> January (1+2)</b>	<b>74,97,837</b>
	4	Tests per Million population	83,309
	5	% of Positive Cases out of Samples Tested	7.50%
	6	Total Testing Laboratories*	100
	7	Testing Laboratories added this week	2
8	Testing Laboratories pending approval	1	

*\*Detailed breakup of these laboratories is given on Page 4 and Page 5*

INFRASTRUCTURE DETAILS	S. No	Subject	Number
	1	Total Number of Hospitals dedicated for treating COVID-19	102
	2	Total Number of Govt. Hospitals dedicated for treating COVID-19	45
	3	Total Number of Pvt. Hospitals requisitioned for treating COVID-19	57
	4	Total Number of earmarked COVID-19 Beds	12,840
	5	% Occupancy in COVID Beds	8.72%
	6	Total ICU/HDU Beds in the COVID Hospitals	2,369
7	Total Number of Ventilators in the COVID Hospitals	1,279	

QUARANTINE DETAILS	Home Quarantine		
	1	Total Home Quarantined People	12,73,235
	2	Total number of people currently in Home Quarantine	72,880
	3	Total number of people released from Home Quarantine	12,00,355
	1	Total Number of Safe Homes	200
	2	Total Number of Beds in Safe Homes	11,507
	3	Total Number of Patients in Safe Homes currently	58



# Department of Health & Family Welfare Govt. of West Bengal

## WEST BENGAL COVID-19 HEALTH BULLETIN – 12<sup>th</sup> JANUARY 2021

V

DISTRICT SNAPSHOT#

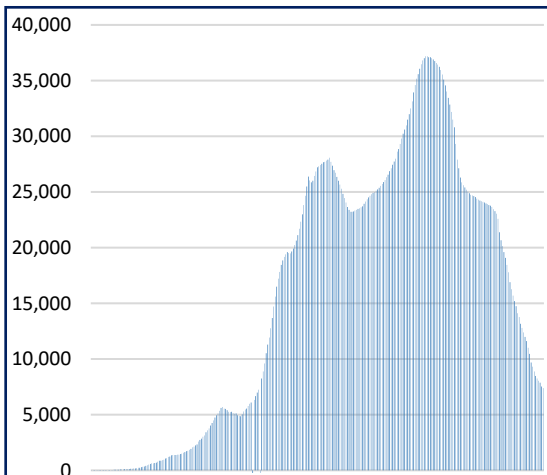
1	2	3	4	5	6 = 3-4-5	7
S. No	District	Total Cases	Total Discharged	Total Deaths	Total Active Cases	Last Reported Case
1	Alipurduar	7,669 <sup>+6</sup>	7,542 <sup>+2</sup>	85	42 <sup>+4</sup>	11- Jan
2	Coochbehar	11,760 <sup>+13</sup>	11,555 <sup>+11</sup>	72	133 <sup>+2</sup>	11- Jan
3	Darjeeling	18,062 <sup>+9</sup>	17,565 <sup>+29</sup>	200	297 <sup>-20</sup>	11- Jan
4	Kalimpong	2,194 <sup>+3</sup>	2,133 <sup>+2</sup>	24	37 <sup>+1</sup>	11- Jan
5	Jalpaiguri	14,519 <sup>+8</sup>	14,135 <sup>+19</sup>	157	227 <sup>-11</sup>	11- Jan
6	Uttar Dinajpur	6,520 <sup>+8</sup>	6,345 <sup>+6</sup>	72	103 <sup>+2</sup>	11- Jan
7	Dakshin Dinajpur	8,121 <sup>+4</sup>	8,001 <sup>+3</sup>	74	46 <sup>+1</sup>	11- Jan
8	Malda	12,568 <sup>+5</sup>	12,286 <sup>+10</sup>	113	169 <sup>-5</sup>	11- Jan
9	Murshidabad	12,105 <sup>+11</sup>	11,737 <sup>+15</sup>	147	221 <sup>-4</sup>	11- Jan
10	Nadia	22,187 <sup>+40</sup>	21,527 <sup>+54</sup>	301 <sup>+1</sup>	359 <sup>-15</sup>	11- Jan
11	Birbhum	9,823 <sup>+12</sup>	9,545 <sup>+16</sup>	88	190 <sup>-4</sup>	11- Jan
12	Purulia	7,073 <sup>+7</sup>	6,907 <sup>+13</sup>	48	118 <sup>-6</sup>	11- Jan
13	Bankura	11,593 <sup>+12</sup>	11,248 <sup>+25</sup>	91	254 <sup>-13</sup>	11- Jan
14	Jhargram	3,005 <sup>+3</sup>	2,945 <sup>+1</sup>	22	38 <sup>+2</sup>	11- Jan
15	Paschim Medinipur	20,063 <sup>+19</sup>	19,508 <sup>+22</sup>	307	248 <sup>-3</sup>	11- Jan
16	Purba Medinipur	20,395 <sup>+18</sup>	19,848 <sup>+23</sup>	277	270 <sup>-5</sup>	11- Jan
17	Purba Bardhaman	12,478 <sup>+7</sup>	12,234 <sup>+19</sup>	97	147 <sup>-12</sup>	11- Jan
18	Paschim Bardhaman	15,858 <sup>+16</sup>	15,399 <sup>+36</sup>	164	295 <sup>-20</sup>	11- Jan
19	Howrah	35,107 <sup>+32</sup>	33,743 <sup>+48</sup>	1,028 <sup>+1</sup>	336 <sup>-17</sup>	11- Jan
20	Hooghly	29,020 <sup>+29</sup>	28,157 <sup>+71</sup>	474 <sup>+1</sup>	389 <sup>-43</sup>	11- Jan
21	North 24 Parganas	1,19,396 <sup>+220</sup>	1,15,327 <sup>+207</sup>	2,409 <sup>+4</sup>	1,660 <sup>+9</sup>	11- Jan
22	South 24 Parganas	36,568 <sup>+39</sup>	35,604 <sup>+34</sup>	696 <sup>+1</sup>	268 <sup>+4</sup>	11- Jan
23	Kolkata	1,25,922 <sup>+230</sup>	1,21,351 <sup>+213</sup>	3,026 <sup>+10</sup>	1,545 <sup>+7</sup>	11- Jan
24	Other State	66	63	3	0	6-June
<b>TOTAL</b>		<b>5,62,072<sup>+751</sup></b>	<b>5,44,705<sup>+879</sup></b>	<b>9,975<sup>+18</sup></b>	<b>7,392<sup>-146</sup></b>	

#District Wise data is subject to verification and may change

#Daily increase/decrease with respect to previous day is in superscript as +/- (Eg: +4)

VI

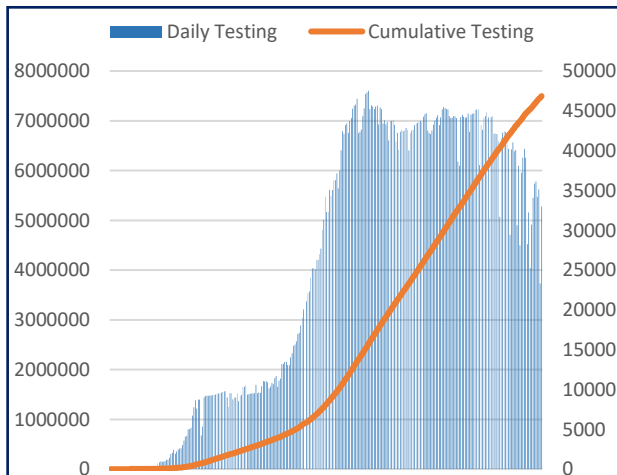
DAILY CUMULATIVE ACTIVE COVID-19 CASES



17<sup>th</sup> March to 12<sup>th</sup> Jan

VII

SAMPLES TESTED (Daily and Cumulative)



17<sup>th</sup> March to 12<sup>th</sup> Jan



## Department of Health & Family Welfare Govt. of West Bengal

### WEST BENGAL COVID-19 HEALTH BULLETIN – 12<sup>th</sup> JANUARY 2021

**VIII**

**UNIT WISE EQUIPMENT SUPPLY (CUMULATIVE)**

S. No.	Unit Name	PPE	N95/FFP2	Regular Masks		Gloves	Sanitizer (In ltr.)
				Reusable Mask	Disposable Mask		
1	Alipurduar	17,800	26,250	13,400	1,00,900	74,200	5,092.0
2	Bankura	44,950	46,700	27,300	1,61,550	1,04,200	7,448.0
3	Birbhum	36,150	28,300	32,400	96,050	49,700	6,171.0
4	Bishnupur HD	15,350	31,600	54,600	1,25,750	1,17,200	6,061.0
5	Coochbehar	33,600	29,450	26,950	41,100	7,200	4,354.0
6	Dakshin Dinajpur	20,400	19,650	21,500	1,21,600	83,700	4,921.0
7	Darjeeling	52,250	50,650	22,900	32,200	10,700	4,498.0
8	Diamond Harbour HD	51,250	32,300	28,000	1,07,550	1,11,500	4,284.0
9	Hooghly	64,870	51,250	47,000	1,74,200	1,59,100	11,041.0
10	Howrah	1,13,450	78,000	63,780	2,02,550	2,33,200	6,531.0
11	Jalpaiguri	34,800	38,100	45,550	1,11,000	61,200	6,063.0
12	Jhargram	16,750	16,100	24,890	57,050	56,200	4,443.0
13	Kalimpong	21,150	20,900	19,000	68,050	35,200	4,370.5
14	Malda	26,100	23,200	26,000	87,100	97,700	7,151.0
15	Murshidabad	35,333	51,380	48,700	1,43,100	1,40,200	10,080.0
16	Nadia	62,070	39,740	37,100	1,49,050	1,39,700	5,831.0
17	North 24 Parganas	1,01,000	77,740	31,440	1,90,000	1,23,700	7,383.5
18	Basirhat HD	44,320	45,230	32,280	1,44,050	1,65,000	5,647.0
19	Paschim Bardhaman	37,850	35,100	17,780	1,21,000	1,21,900	2,257.0
20	Paschim Medinipur	32,450	45,300	41,090	1,56,050	1,42,700	7,435.0
21	Purba Bardhaman	58,650	51,700	27,100	1,36,550	1,53,700	9,943.0
22	Purba Medinipur	54,550	41,200	33,220	87,050	1,00,100	1,731.0
23	Nandigram HD	18,750	33,100	30,640	1,21,050	83,200	7,279.0
24	Purulia	50,450	34,600	52,700	1,48,550	1,21,700	7,421.0
25	Rampurhat HD	24,150	29,000	30,300	62,050	74,500	5,637.0
26	South 24 Parganas	57,450	33,600	33,400	1,07,250	1,10,400	2,141.0
27	Uttar Dinajpur	35,750	43,550	43,850	1,13,050	1,31,700	5,853.0
28	Bankura S MC&H	21,000	46,650	10,200	1,82,500	2,16,400	2,660.0
29	Coochbehar MC&H	13,800	14,900	14,600	53,500	83,500	3,442.0
30	NB MC&H	40,350	96,000	20,000	2,24,200	2,40,500	7,890.0
31	Diamond Harbour MC&H	13,300	24,200	10,100	1,47,500	1,50,000	3,898.0
32	Malda MC&H	18,800	71,100	13,100	1,88,500	2,27,500	5,968.0
33	Murshidabad MC&H	31,630	73,950	14,600	1,29,000	2,12,000	2,340.0
34	Bardhaman MC&H	23,900	34,100	17,500	1,89,500	2,27,500	3,448.0
35	Medinipur MC&H	56,300	72,700	34,100	2,53,000	2,00,000	11,598.0
36	Purulia MC&H	13,300	19,900	51,600	99,500	1,21,000	4,098.0
37	Rampurhat MC&H	21,400	25,900	17,600	40,000	77,500	10,048.0
38	Raiganj MC&H	14,100	11,900	13,100	56,500	87,000	2,190.0
39	JNM MC&H	17,400	21,000	24,000	45,000	59,500	2,972.0
40	Sagar Dutta MC&H	67,520	93,830	17,600	1,76,550	2,08,000	7,978.0
41	ID & BG Hospital	45,050	59,800	20,600	1,01,100	77,500	2,671.0
42	RG Kar MCH	40,850	66,500	15,800	3,01,050	3,40,200	7,207.0
43	NRS MCH	63,250	95,500	30,800	2,15,550	2,19,200	5,090.0
44	IPGMER & SSKMH	98,900	1,11,090	66,600	4,29,050	4,29,500	15,317.0
45	Medical College, Kolkata	1,66,450	1,50,000	20,800	3,26,050	4,27,500	9,262.0
46	CNMCH	52,350	48,300	23,150	1,33,500	1,01,500	3,672.0
47	Other Govt Dept/Institutions	4,31,051	3,90,795	2,26,188	10,69,271	10,74,202	59,055.0
48	Stock in hand-In Transit	3,81,918	15,98,235	8,72,451	8,33,937	5,23,708	65,918.0
<b>TOTAL</b>		<b>27,94,262</b>	<b>41,80,040</b>	<b>24,47,359</b>	<b>83,60,208</b>	<b>81,13,210</b>	<b>3,97,789.0</b>

*\*In addition to State supply, local procurement is also done.*



# Department of Health & Family Welfare Govt. of West Bengal

## WEST BENGAL COVID-19 HEALTH BULLETIN – 12<sup>th</sup> JANUARY 2021

IX

DETAILS OF TESTING LABS

S. No.	Name of Testing Lab	Samples Tested	Method of Testing	Functional WEF
1	NICED	1,57,384	RT-PCR	Since Beginning
2	SSKM	2,44,521	RT-PCR	17-Mar
3	Medinipur MCH	1,45,782	RT-PCR	24-Mar
4	North Bengal MCH	2,79,927	RT-PCR	29-Mar
5	School of Tropical Medicine	1,93,447	RT-PCR	01-Apr
6	Apollo Hospital	39,934	RT-PCR	06-Apr
7	Tata Medical Centre	17,788	RT-PCR	06-Apr
8	Malda MCH	1,97,545	RT-PCR	08-Apr
9	Dr. Lal Pathlab	1,83,711	RT-PCR	17-Apr
10	Command Hospital	28,643	RT-PCR	17-Apr
11	CNCI	18,458	RT-PCR	22-Apr
12	RG Kar MCH	2,08,418	RT-PCR	24-Apr
13	SURAKSHA	1,08,524	RT-PCR	24-Apr
14	Murshidabad MCH	1,47,418	RT-PCR	26-Apr
15	Peerless	47,612	RT-PCR	30-Apr
16	Burdwan MCH	1,50,632	RT-PCR	06-May
17	MCH Kolkata	91,947	RT-PCR	08-May
18	NRS MCH	98,078	RT-PCR	12-May
19	Sanaka Hospitals	94,370	RT-PCR	12-May
20	Medica Hospital	1,00,267	RT-PCR	15-May
21	Bankura MCH	1,29,355	RT-PCR	22-May
22	Suri DH	1,12,877	RT-PCR	22-May
23	Coochbehar GMCH	1,19,215	RT-PCR	06-Jun
24	COMJNM Kalyani	1,44,155	RT-PCR	10-Jun
25	Desun Hospital	4,584	RT-PCR	17-Jun
26	RN Tagore Hospital	24,389	RT-PCR	24-Jun
27	Raigunj MCH	73,018	RT-PCR	26-Jun
28	Jagannath Gupta Institute of Medical Sciences	3,645	RT-PCR	06-Jul
29	ESI-Postgraduate Institute of Medical Science and Research	7,799	RT-PCR	16-Jul
30	Remedy Lifecare, Kolkata	9,132	RT-PCR	21-Jul
31	AMRI Dhakuria	35,329	RT-PCR	19-May
32	Rampurhat MCH	63,635	RT-PCR	19-May
33	CNMCH	48,681	RT-PCR	20-May
34	DH GMCH	1,02,955	RT-PCR	20-May
35	COMSDH	39,331	RT-PCR	27-May
36	Purulia Govt. MCH	68,466	RT-PCR	03-Jun
37	SRL Lab	80,671	RT-PCR	18-Jun
38	Probe diagnostics	20,716	RT-PCR	14-Aug
39	Pulse Diagnostics	34,448	RT-PCR	12-Sept
40	RB Diagnostic Kolkata	27,217	RT-PCR	20-Sept
41	Purba Medinipur DH	16,825	RT-PCR	24-Sept
42	B.P. Poddar Hospital & Medical Research Ltd	994	RT-PCR	27-Oct
43	Swastik Clinic & Seva Sadan Pvt. Ltd., Birbhum	166	RT-PCR	27-Oct
44	Repromed Diagnostic Ltd	7,025	RT-PCR	24-Sept
45	Gouri Devi Institute of Medical Sciences and Hospital	711	RT-PCR	7-Nov
46	IQ City Medical College Durgapur	1,158	RT-PCR	4-Dec
47	Imambara DH, Hooghly	1,362	RT-PCR	15-Dec
48	Saroj Gupta Cancer Center & Research Institute	248	RT-PCR	23-Dec
49	Lasco Medicare Pvt. Ltd. Howrah	76	RT-PCR	5-Jan
50	AMRI Salt Lake	12,426	CBNAAT	01-May
51	CMRI	11,293	CBNAAT	13-May

Note: Average tests per CBNAAT and TRUENAT machines are 32 per day and 16 per day respectively



# Department of Health & Family Welfare Govt. of West Bengal

## WEST BENGAL COVID-19 HEALTH BULLETIN – 12<sup>th</sup> JANUARY 2021

IX

DETAILS OF TESTING LABS

S. No.	Name of Testing Lab	Samples Tested	Method of Testing	Functional WEF
52	Asansol DH	2,233	TRUENAT	19-May
53	Jhargram DH	2,360	TRUENAT	19-May
54	Falakata SSH	3,804	TRUENAT	20-May
55	Balurghat DH	2,190	TRUENAT	22-May
56	Serampore DH	1,156	TRUENAT	25-May
57	Uluberia SSH	1,718	TRUENAT	27-May
58	Jangipur SDH	1,685	TRUENAT	27-May
59	Egra SDH	524	TRUENAT	27-May
60	MR Bangur Hospital	406	TRUENAT	28-May
61	Chanchal SDH	557	TRUENAT	28-May
62	Biswa Bangla Krirangan COVID Hospital	79,897	TRUENAT	31-May
63	Woodlands	6,013	CBNAAT	11-Jun
64	Alipurduar DH	1,542	TRUENAT	16-Jun
65	Basirhat DH	330	TRUENAT	19-Jun
66	Anandaloke Sonoscan, Siliguri	4,341	TRUENAT	27-Jun
67	Gangarampur SDH	1,149	CBNAAT	16-Jul
68	Contai SDH	1,891	TRUENAT	20-Jul
69	ILS hospital	1,487	TRUENAT	25-Jul
70	Uttar Latabari DH	89	TRUENAT	04-Aug
71	Nandigram SSH/DH	790	TRUENAT	04-Aug
72	Panskura Hospital	414	TRUENAT	06-Aug
73	Chittaranjan Seva Sadan Hospital	1,687	TRUENAT	10-Aug
74	Dr. PK Saha Hospital, Coochbihar	2,934	TRUENAT	11-Aug
75	Salt Lake SDH	805	TRUENAT	13-Aug
76	Charnock Hospital	3,663	TRUENAT	14-Aug
77	Gabberia SGH	152	TRUENAT	15-Aug
78	Spandan Disgnostic Center	6,164	TRUENAT	16-Aug
79	Kakdwip SSH	218	TRUENAT	17-Aug
80	Mal SSH	100	TRUENAT	18-Aug
81	Howrah DH	152	TRUENAT	21-Aug
82	Sagardighi SSH	306	TRUENAT	2-Sept
83	Domkal SSH	164	TRUENAT	6-Sept
84	Udaynarayanpur SGH Howrah	46	TRUENAT	7- Sept
85	GD Hospital & Diabetes Institute, Howrah	848	CBNAAT	8-Sept
86	Nightingale Diagnostic & Medicare Centre	1,650	TRUENAT	12-Sept
87	Bhagirathi Neotia Woman * Child Care Centre	297	CBNAAT	16-Sept
88	Krishnanagar DTC	152	TRUENAT	29-Sept
89	Mission Hospital, Durgapur	5,403	TRUENAT	29-Sept
90	Medinova, Kolkata	2,051	TRUENAT	1-Oct
91	MSS Bansal Medical, Kolkata	3,726	TRUENAT	2-Oct
92	TLJ, SGH, Howrah	32	TRUENAT	2-Oct
93	Narayan Memorial Hospital, Kolkata	329	TRUENAT	2-Oct
94	Kalimpong DH	327	TRUENAT	6-Oct
95	Mirik BPHC, Darjeeling	136	TRUENAT	9-Oct
96	Barjore SSH, Bankura	150	TRUENAT	11-Oct
97	Darjeeling DH	155	TRUENAT	11-Oct
98	Metropolis Kolkata	9,744	TRUENAT	14-Oct
99	Laboratory Services, Healthworld Hospitals, Durgapur	884	TRUENAT	4-Dec
100	Neotia Getwel Healthcare Centre, Siliguri	6	CBNAAT	9-Jan
101	Antigen Test done within the State	34,27,061	-	-
102	Samples Tested in Labs Outside the State	1,57,611	RT-PCR	-
<b>TOTAL</b>		<b>74,97,837</b>		

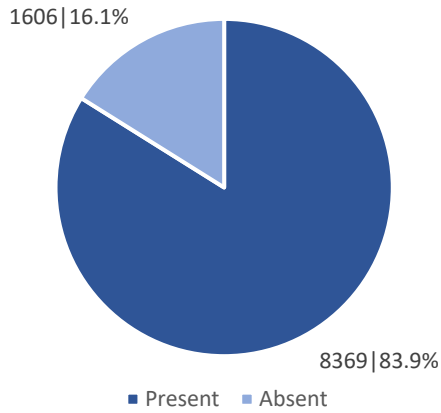
Note: Average tests per CBNAAT and TRUENAT machines are 32 per day and 16 per day respectively



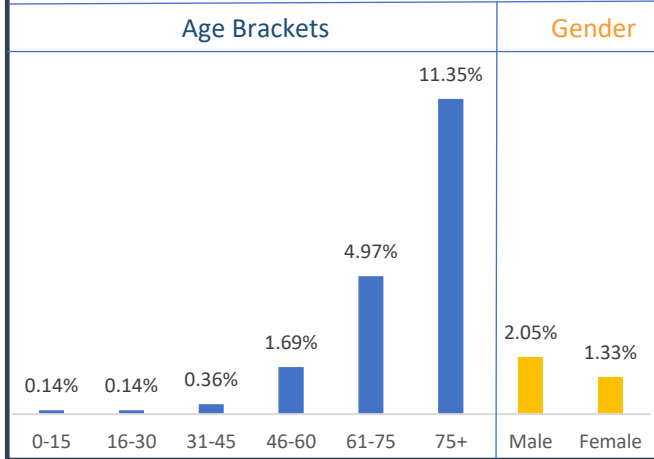
WEST BENGAL COVID-19 HEALTH BULLETIN – 12<sup>th</sup> JANUARY 2021

X

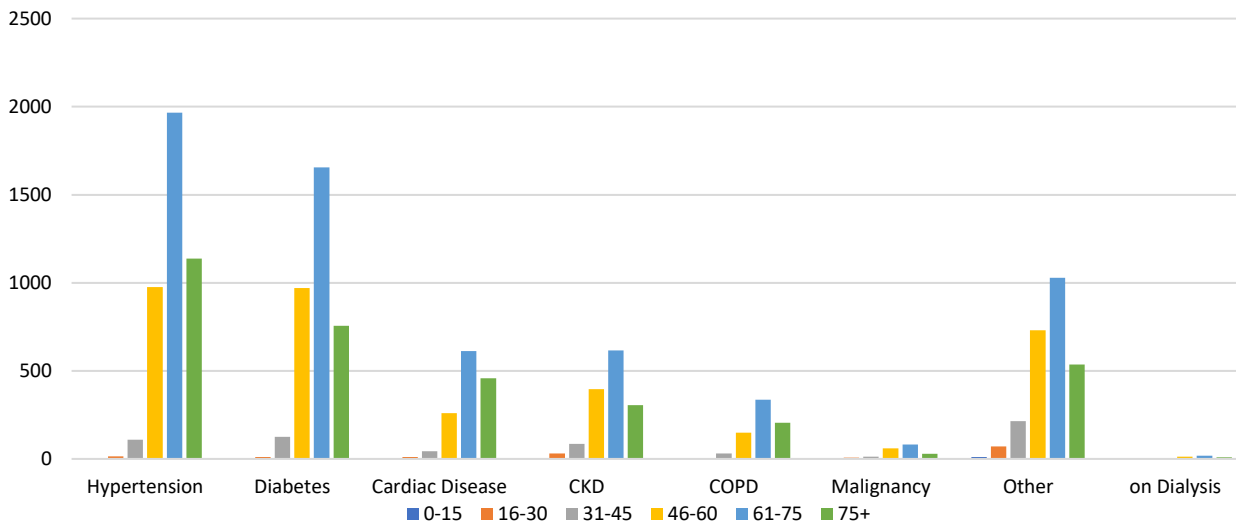
**Comorbidity Status in Deceased Cases (n=9,975)**



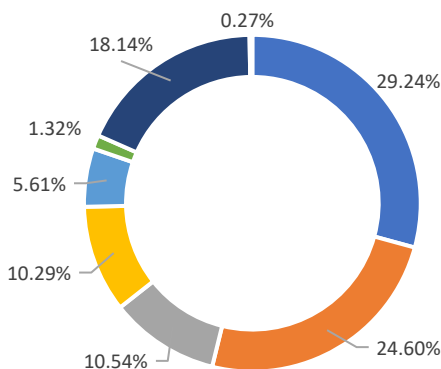
**Fatality Rate in Respective Age Brackets & Gender Group**



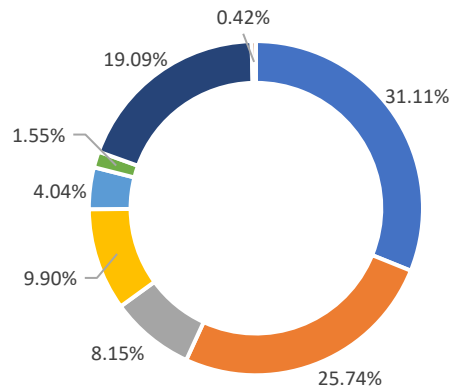
**Age Group Wise Comorbidities Among Deceased**



**Share of Comorbidities in Male**



**Share of Comorbidities in Female**



FATALITY ANALYSIS



# Department of Health & Family Welfare Govt. of West Bengal

## WEST BENGAL COVID-19 HEALTH BULLETIN – 12<sup>th</sup> JANUARY 2021

**XI**
**EQUIPMENT SUPPLY**

S. No	Equipment	Ordered by State Govt.	Received Yesterday	Total Received by State Govt.	Order Pending
1	PPEs	32.10 L	2,000	27.23 L	4.87 L
2	N95/FFP2 Masks	41.20 L	15,000	40.84 L	0.36 L
3	Regular Masks	123.84 L	20,000	87.80 L	36.04 L
4	Hand Sanitizers (In Ltrs.)	4.31 L	1,000	3.80 L	0.51 L
5	Gloves	85.00 L	20,000	78.00 L	7.00 L
6	Thermal Guns	20,000	NIL	20,000	NIL

**XII**
**DEDICATED COVID-19 HELPLINE (24 X 7)**

1. Dedicated COVID-19 Helpline : **1800 313 444 222**
2. Direct Telemedicine Line : **033 23576001**
3. Ambulance Service : **033 40902929**
4. COVID Telemedicine App "[Covid Telemedicine WB](#)" on Google Play Store
  - These services include allocation of beds in Govt. hospitals and Safe Homes
  - Telemedicine for citizens at large and those in home isolation
  - Ambulance service includes guidance and provision of Govt. ambulance
5. Tele-Psychological counselling services have started since August 1<sup>st</sup>, 2020.

### General Queries

1	A	Total Queries addressed in last 24 hours	1,008
	B	Total Queries addressed till 11 <sup>th</sup> January	15,29,411

### Telemedicine

2	A	Total consultations given in last 24 hours	691
	B	Total consultations given till 11 <sup>th</sup> January	5,61,661

### Ambulance Services

3	A	Ambulances assigned in last 24 hours	261
	B	Total calls received in last 24 hours	263

### Tele-Psychological Counselling

4	A	Counselling given in last 24 hours	990
	B	Counselling given till 11 <sup>th</sup> January	2,62,694

### State Government Interventions :

- Weekly death rate is 2.44%. Both death rate and Infection rate are showing a downward trend.
- Status of availability of beds for COVID positive patients in government and private hospitals is available at Health & FW Department's website: [www.wbhealth.gov.in](http://www.wbhealth.gov.in)
- Safe Homes : An initiative by the Government of West Bengal for care and treatment of asymptomatic/mild symptomatic COVID patients for whom home isolation is not possible /advisable
- As per State Government advisory Satellite Health Facilities are being developed by private hospitals in close vicinity of their hospitals as separate health facility for treatment of asymptomatic/mild symptomatic COVID patients. This intervention is expected to free beds in the hospitals for serious patients.

All the guidelines and orders relating to Covid-19 are posted on [www.wbhealth.gov.in](http://www.wbhealth.gov.in)

You can follow us on :

Facebook at: <https://www.facebook.com/wbdhfw/>

Twitter at: <https://twitter.com/wbdhfw>