



# Department of Health & Family Welfare Govt. of West Bengal

## WEST BENGAL COVID-19 HEALTH BULLETIN – 11<sup>th</sup> OCTOBER 2020

### Active COVID-19 Cases as on 11<sup>th</sup> October: 30,236

#### COVID 19 STATUS

S. No	Subject	Number
1	Total COVID-19 Cases till 10 <sup>th</sup> October	2,91,194
2	New COVID-19 Cases on 11 <sup>th</sup> October	3,612
<b>3</b>	<b>Total COVID-19 Cases till 11<sup>th</sup> October (1+2)</b>	<b>2,94,806</b>
4	Total Discharged	2,58,948 (+3,110)
5	Total Deaths as on 11 <sup>th</sup> October*	5,622 (+59)
<b>6</b>	<b>Active COVID-19 Cases as on 11<sup>th</sup> October</b>	<b>30,236 (+443)</b>
7	Discharge Rate (4/3)	87.84%

**Note:** All figures updated till 9AM, 11<sup>th</sup> October

#Daily increase/decrease with respect to previous day is shown as (+/-)

\*Complete analysis can be referred from **Section X**, (Page no. 5)

#### TESTING SNAPSHOT

S. No	Subject	Number
1	Samples Tested till 10 <sup>th</sup> October	36,50,989
2	Samples Tested on 11 <sup>th</sup> October	42,611
<b>3</b>	<b>Total Number of Samples Tested till 11<sup>th</sup> October (1+2)</b>	<b>36,93,600</b>
4	Tests per Million population	41,040
5	% of Positive Cases out of Samples Tested	7.98%
6	Total Testing Laboratories*	89
7	Testing Laboratories added this week	2
8	Testing Laboratories pending approval	1

\*Detailed breakup of these laboratories is given on **Page 4 and Page 5**

#### INFRASTRUCTURE DETAILS

S. No	Subject	Number
1	Total Number of Hospitals dedicated for treating COVID-19	92
2	Total Number of Govt. Hospitals dedicated for treating COVID-19	37
3	Total Number of Pvt. Hospitals requisitioned for treating COVID-19	55
4	Total Number of earmarked COVID-19 Beds	12,715
5	% Occupancy in COVID Beds	37.40%
6	Total ICU Beds in the COVID Hospitals	1,243
7	Total Number of Ventilators in the COVID Hospitals	790

#### IV

#### QUARANTINE DETAILS

Institutional Quarantine		
1	Total Govt. Quarantine Centres	582
2	Total number of people in Govt. Quarantine Centres	2,419
3	Total number of people released from Govt. Quarantine Centres	1,07,809
Home Quarantine		
1	Total Home Quarantined People	7,72,474
2	Total number of people currently in Home Quarantine	86,732
3	Total number of people released from Home Quarantine	6,85,742
Safe Homes		
1	Total Number of Safe Homes	200
2	Total Number of Beds in Safe Homes	11,507
3	Total Number of Patients in Safe Homes currently	1,338



# Department of Health & Family Welfare Govt. of West Bengal

## WEST BENGAL COVID-19 HEALTH BULLETIN – 11<sup>th</sup> OCTOBER 2020

V

DISTRICT SNAPSHOT#

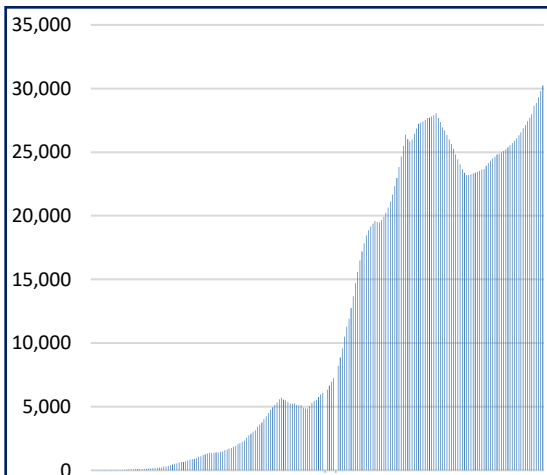
1	2	3	4	5	6 = 3-4-5	7
S. No	District	Total Cases	Total Discharged	Total Deaths	Total Active Cases	Last Reported Case
1	Alipurduar	5,404 <sup>+65</sup>	4,780 <sup>+76</sup>	66	558 <sup>-11</sup>	10- Oct
2	Coochbehar	6,780 <sup>+97</sup>	5,948 <sup>+91</sup>	44	788 <sup>+6</sup>	10- Oct
3	Darjeeling	8,921 <sup>+87</sup>	8,001 <sup>+102</sup>	122 <sup>+4</sup>	798 <sup>-19</sup>	10- Oct
4	Kalimpong	1,162 <sup>+19</sup>	995 <sup>+16</sup>	8	159 <sup>+3</sup>	10- Oct
5	Jalpaiguri	6,923 <sup>+70</sup>	6,164 <sup>+94</sup>	65	694 <sup>-24</sup>	10- Oct
6	Uttar Dinajpur	4,073 <sup>+21</sup>	3,666 <sup>+45</sup>	43	364 <sup>-24</sup>	10- Oct
7	Dakshin Dinajpur	5,903 <sup>+32</sup>	5,434 <sup>+44</sup>	42 <sup>+1</sup>	427 <sup>-13</sup>	10- Oct
8	Malda	7,823 <sup>+125</sup>	6,922 <sup>+73</sup>	58	843 <sup>+52</sup>	10- Oct
9	Murshidabad	6,883 <sup>+95</sup>	6,056 <sup>+111</sup>	77	750 <sup>-16</sup>	10- Oct
10	Nadia	8,755 <sup>+134</sup>	7,551 <sup>+134</sup>	104	1,100	10- Oct
11	Birbhum	4,655 <sup>+65</sup>	4,031 <sup>+47</sup>	36 <sup>+1</sup>	588 <sup>+17</sup>	10- Oct
12	Purulia	4,115 <sup>+83</sup>	3,550 <sup>+12</sup>	24	541 <sup>+71</sup>	10- Oct
13	Bankura	6,245 <sup>+64</sup>	5,618 <sup>+47</sup>	67 <sup>+1</sup>	560 <sup>+16</sup>	10- Oct
14	Jhargram	1,107 <sup>+44</sup>	858 <sup>+27</sup>	10	239 <sup>+17</sup>	10- Oct
15	Paschim Medinipur	11,014 <sup>+110</sup>	9,911 <sup>+127</sup>	170 <sup>+3</sup>	933 <sup>-20</sup>	10- Oct
16	Purba Medinipur	12,272 <sup>+117</sup>	10,840 <sup>+92</sup>	152 <sup>+4</sup>	1,280 <sup>+21</sup>	10- Oct
17	Purba Bardhaman	5,837 <sup>+78</sup>	5,025 <sup>+74</sup>	57	755 <sup>+4</sup>	10- Oct
18	Paschim Bardhaman	8,149 <sup>+118</sup>	7,214 <sup>+98</sup>	81 <sup>+1</sup>	854 <sup>+19</sup>	10- Oct
19	Howrah	20,602 <sup>+282</sup>	18,451 <sup>+183</sup>	627 <sup>+6</sup>	1,524 <sup>+93</sup>	10- Oct
20	Hooghly	14,586 <sup>+172</sup>	12,883 <sup>+129</sup>	254	1,449 <sup>+43</sup>	10- Oct
21	North 24 Parganas	59,362 <sup>+774</sup>	51,653 <sup>+694</sup>	1,265 <sup>+18</sup>	6,444 <sup>+62</sup>	10- Oct
22	South 24 Parganas	19,726 <sup>+203</sup>	17,413 <sup>+185</sup>	370 <sup>+4</sup>	1,943 <sup>+14</sup>	10- Oct
23	Kolkata	64,443 <sup>+757</sup>	55,921 <sup>+609</sup>	1,877 <sup>+16</sup>	6,645 <sup>+132</sup>	10- Oct
24	Other State	66	63	3	0	6-June
<b>TOTAL</b>		<b>2,94,806<sup>+3,612</sup></b>	<b>2,58,948<sup>+3,110</sup></b>	<b>5,622<sup>+59</sup></b>	<b>30,236<sup>+443</sup></b>	

#District Wise data is subject to verification and may change

#Daily increase/decrease with respect to previous day is in superscript as +/- (Eg: +4)

VI

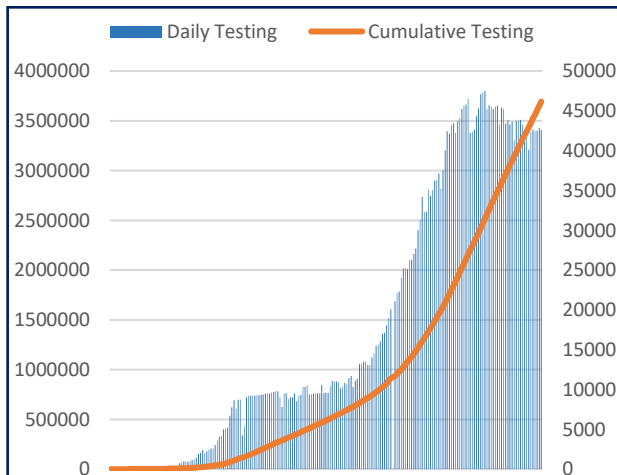
DAILY CUMULATIVE ACTIVE COVID-19 CASES



17<sup>th</sup> March to 11<sup>th</sup> Oct

VII

SAMPLES TESTED (Daily and Cumulative)



17<sup>th</sup> March to 11<sup>th</sup> Oct



## Department of Health & Family Welfare Govt. of West Bengal

### WEST BENGAL COVID-19 HEALTH BULLETIN – 11<sup>th</sup> OCTOBER 2020

**VIII**

**UNIT WISE EQUIPMENT SUPPLY (CUMULATIVE)**

S. No.	Unit Name	PPE	N95/FFP2	Regular Masks		Gloves	Sanitizer (In ltr.)
				Reusable Mask	Disposable Mask		
1	Alipurduar	16,300	22,250	13,400	92,400	62,700	4,242.0
2	Bankura	35,750	35,700	25,800	1,29,550	85,200	6,348.0
3	Birbhum	29,950	22,300	32,400	73,550	16,700	5,321.0
4	Bishnupur HD	10,850	24,400	52,100	1,02,250	90,700	5,311.0
5	Coochbehar	28,600	21,950	26,700	37,100	5,700	4,104.0
6	Dakshin Dinajpur	15,900	16,650	21,500	98,100	66,200	4,821.0
7	Darjeeling	36,750	33,650	22,900	30,200	8,700	4,298.0
8	Diamond Harbour HD	37,750	27,300	28,000	95,550	72,500	3,434.0
9	Hooghly	47,370	37,750	45,000	1,31,700	99,100	8,641.0
10	Howrah	91,450	56,000	61,280	1,57,050	1,80,200	5,931.0
11	Jalpaiguri	28,300	27,100	45,300	92,000	27,700	5,013.0
12	Jhargram	10,250	10,100	24,890	48,050	43,700	3,693.0
13	Kalimpong	15,650	17,900	19,000	57,550	12,200	3,670.5
14	Malda	22,100	19,700	26,000	69,100	78,700	6,551.0
15	Murshidabad	26,333	40,880	47,200	1,21,100	89,200	10,080.0
16	Nadia	50,070	27,240	36,800	1,18,550	1,10,700	4,731.0
17	North 24 Parganas	69,800	46,740	31,440	1,44,000	63,700	6,733.5
18	Basirhat HD	38,820	35,730	32,280	1,29,550	1,40,500	4,297.0
19	Paschim Bardhaman	31,650	28,600	17,580	89,000	94,900	1,707.0
20	Paschim Medinipur	30,950	36,300	40,590	1,33,050	1,19,700	6,935.0
21	Purba Bardhaman	47,150	40,700	26,800	1,11,550	1,10,200	8,243.0
22	Purba Medinipur	41,550	27,200	32,220	42,550	54,600	1,731.0
23	Nandigram HD	13,250	24,400	30,140	1,03,550	65,700	6,329.0
24	Purulia	40,950	25,600	52,700	1,22,550	98,700	6,521.0
25	Rampurhat HD	20,150	22,300	29,300	49,550	56,500	4,337.0
26	South 24 Parganas	40,950	28,100	32,900	74,750	65,900	2,141.0
27	Uttar Dinajpur	34,750	35,550	43,600	93,050	93,700	5,103.0
28	Bankura S MC&H	14,000	35,150	10,200	1,47,500	1,51,400	2,660.0
29	Coochbehar MC&H	12,300	11,900	14,600	49,000	62,000	2,692.0
30	NB MC&H	34,350	73,000	20,000	1,82,700	1,72,000	6,290.0
31	Diamond Harbour MC&H	12,300	15,200	10,100	1,24,500	1,19,500	2,898.0
32	Malda MC&H	15,300	51,100	13,100	1,60,500	1,68,500	4,568.0
33	Murshidabad MC&H	26,630	51,950	14,600	1,02,500	1,41,000	1,940.0
34	Bardhaman MC&H	20,900	28,600	17,500	1,45,000	1,57,500	2,798.0
35	Medinipur MC&H	39,800	53,200	31,100	2,03,500	1,36,000	8,498.0
36	Purulia MC&H	11,300	16,700	51,600	89,500	92,000	4,098.0
37	Rampurhat MC&H	17,400	17,400	17,600	29,000	47,500	8,148.0
38	Raiganj MC&H	12,600	11,400	13,100	38,500	57,000	1,790.0
39	JNM MC&H	17,400	20,000	24,000	45,000	38,000	2,172.0
40	Sagar Dutta MC&H	45,020	62,330	17,600	1,27,550	1,49,000	6,578.0
41	ID & BG Hospital	41,050	46,800	20,600	81,100	63,500	2,671.0
42	RG Kar MCH	36,850	54,000	15,800	2,40,550	2,51,700	5,807.0
43	NRS MCH	52,250	65,500	30,300	1,57,550	1,49,200	3,640.0
44	IPGMER & SSKMH	89,900	88,590	61,600	3,56,550	3,45,500	11,267.0
45	Medical College, Kolkata	1,15,450	1,09,000	20,800	2,38,050	3,07,500	6,812.0
46	CNMCH	47,350	45,800	23,150	1,29,500	81,000	3,472.0
47	Other Govt Dept/Institutions	3,57,401	3,22,565	1,96,588	8,51,851	8,10,502	45,613.3
48	Stock in hand-In Transit	5,12,368	4,83,765	8,25,601	13,357	1,43,908	35,610.9
<b>TOTAL</b>		<b>24,45,262</b>	<b>24,56,040</b>	<b>23,47,359</b>	<b>60,60,208</b>	<b>56,58,210</b>	<b>3,10,290.2</b>

*\*In addition to State supply, local procurement is also done.*



# Department of Health & Family Welfare Govt. of West Bengal

## WEST BENGAL COVID-19 HEALTH BULLETIN – 11<sup>th</sup> OCTOBER 2020

IX

DETAILS OF TESTING LABS

S. No.	Name of Testing Lab	Samples Tested	Method of Testing	Functional WEF
1	NICED	1,27,138	RT-PCR	Since Beginning
2	SSKM	1,55,285	RT-PCR	17-Mar
3	Medinipur MCH	1,22,695	RT-PCR	24-Mar
4	North Bengal MCH	1,72,832	RT-PCR	29-Mar
5	School of Tropical Medicine	1,13,026	RT-PCR	01-Apr
6	Apollo Hospital	20,737	RT-PCR	06-Apr
7	Tata Medical Centre	12,841	RT-PCR	06-Apr
8	Malda MCH	1,15,317	RT-PCR	08-Apr
9	Dr. Lal Pathlab	1,18,577	RT-PCR	17-Apr
10	Command Hospital	16,136	RT-PCR	17-Apr
11	CNCI	11,621	RT-PCR	22-Apr
12	RG Kar MCH	1,25,510	RT-PCR	24-Apr
13	SURAKSHA	73,915	RT-PCR	24-Apr
14	Murshidabad MCH	89,826	RT-PCR	26-Apr
15	Peerless	26,460	RT-PCR	30-Apr
16	Burdwan MCH	92,151	RT-PCR	06-May
17	MCH Kolkata	55,659	RT-PCR	08-May
18	NRS MCH	57,976	RT-PCR	12-May
19	Sanaka Hospitals	67,871	RT-PCR	12-May
20	Medica Hospital	65,210	RT-PCR	15-May
21	Bankura MCH	74,740	RT-PCR	22-May
22	Suri DH	57,958	RT-PCR	22-May
23	Coochbehar GMCH	50,022	RT-PCR	06-Jun
24	COMJNM Kalyani	72,564	RT-PCR	10-Jun
25	Desun Hospital	2,570	RT-PCR	17-Jun
26	RN Tagore Hospital	10,613	RT-PCR	24-Jun
27	Raignunj MCH	39,543	RT-PCR	26-Jun
28	Jagannath Gupta Institute of Medical Sciences	1,878	RT-PCR	06-Jul
29	ESI-Postgraduate Institute of Medical Science and Research	3,708	RT-PCR	16-Jul
30	Remedy Lifecare, Kolkata	3,712	RT-PCR	21-Jul
31	AMRI Dhakuria	17,736	RT-PCR	19-May
32	Rampurhat MCH	32,961	RT-PCR	19-May
33	CNMCH	24,481	RT-PCR	20-May
34	DH GMCH	37,718	RT-PCR	20-May
35	COMSDH	21,688	RT-PCR	27-May
36	Purulia Govt. MCH	35,296	RT-PCR	03-Jun
37	SRL Lab	19,286	RT-PCR	18-Jun
38	Probe diagnostics	2,925	RT-PCR	14-Aug
39	Pulse Diagnostics	4,144	RT-PCR	12-Sept
40	RB Diagnostic Kolkata	2,097	RT-PCR	20-Sept
41	Purba Medinipur DH	1,849	RT-PCR	24-Sept
42	Repromed Diagnostic Ltd	279	RT-PCR	24-Sept
43	AMRI Salt Lake	6,899	CBNAAT	01-May
44	CMRI	5,898	CBNAAT	13-May
45	Asansol DH	1,533	TRUENAT	19-May

Note: Average tests per CBNAAT and TRUENAT machines are 32 per day and 16 per day respectively



# Department of Health & Family Welfare Govt. of West Bengal

## WEST BENGAL COVID-19 HEALTH BULLETIN – 11<sup>th</sup> OCTOBER 2020

IX

DETAILS OF TESTING LABS

S. No.	Name of Testing Lab	Samples Tested	Method of Testing	Functional WEF
46	Jhargram DH	1,735	TRUENAT	19-May
47	Falakata SSH	3,168	TRUENAT	20-May
48	Balurghat DH	1,827	TRUENAT	22-May
49	Serampore DH	1,078	TRUENAT	25-May
50	Uluberia SSH	1,318	TRUENAT	27-May
51	Jangipur SDH	1,112	TRUENAT	27-May
52	Egra SDH	336	TRUENAT	27-May
53	MR Bangur Hospital	385	TRUENAT	28-May
54	Chanchal SDH	365	TRUENAT	28-May
55	Biswa Bangla Krirangan COVID Hospital	48,450	TRUENAT	31-May
56	Woodlands	2,762	CBNAAT	11-Jun
57	Alipurduar DH	1,541	TRUENAT	16-Jun
58	Basirhat DH	289	TRUENAT	19-Jun
59	Anandaloke Sonoscan, Siliguri	1,563	TRUENAT	27-Jun
60	Gangarampur SDH	763	CBNAAT	16-Jul
61	Contai SDH	286	TRUENAT	20-Jul
62	ILS hospital	958	TRUENAT	25-Jul
63	Uttar Latabari DH	78	TRUENAT	04-Aug
64	Nandigram SSH/DH	504	TRUENAT	04-Aug
65	Panskura Hospital	173	TRUENAT	06-Aug
66	Chittaranjan Seva Sadan Hospital	1,177	TRUENAT	10-Aug
67	Dr. PK Saha Hospital, Coochbihar	1,241	TRUENAT	11-Aug
68	Salt Lake SDH	306	TRUENAT	13-Aug
69	Charnock Hospital	926	TRUENAT	14-Aug
70	Gabberia SGH	59	TRUENAT	15-Aug
71	Spandan Disgnostic Center	2,273	TRUENAT	16-Aug
72	Kakdwip SSH	79	TRUENAT	17-Aug
73	Mal SSH	48	TRUENAT	18-Aug
74	Howrah DH	83	TRUENAT	21-Aug
75	Sagardighi SSH	2	TRUENAT	2-Sept
76	Domkal SSH	72	TRUENAT	6-Sept
77	Udaynarayanpur SGH Howrah	13	TRUENAT	7- Sept
78	GD Hospital & Diabetes Institute, Howrah	276	CBNAAT	8-Sept
79	Nightingale Diagnostic & Medicare Centre	354	TRUENAT	12-Sept
80	Bhagirathi Neotia Woman * Child Care Centre	39	CBNAAT	16-Sept
81	Krishnanagar DTC	3	TRUENAT	29-Sept
82	Mission Hospital, Durgapur	428	TRUENAT	29-Sept
83	Medinova, Kolkata	256	TRUENAT	1-Oct
84	Specialist Clinic & Diagnostic, Barasat	365	TRUENAT	1-Oct
85	MSS Bansal Medical, Kolkata	183	TRUENAT	2-Oct
86	TLJ, SGH, Howrah	5	TRUENAT	2-Oct
87	Narayan Memorial Hospital, Kolkata	30	TRUENAT	2-Oct
88	Kalimpong DH	96	TRUENAT	6-Oct
89	Mirik BPHC, Darjeeling	17	TRUENAT	9-Oct
90	Antigen Test done within the State	13,72,776	-	-
91	Samples Tested in Labs Outside the State	70,921	RT-PCR	-
<b>TOTAL</b>		<b>36,93,600</b>		

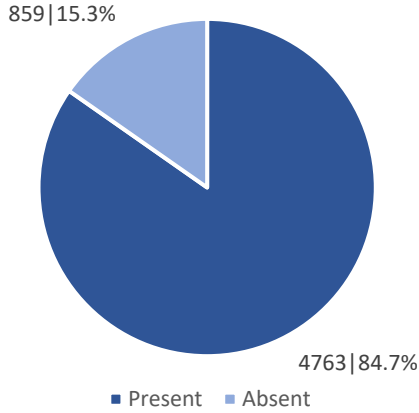
Note: Average tests per CBNAAT and TRUENAT machines are 32 per day and 16 per day respectively



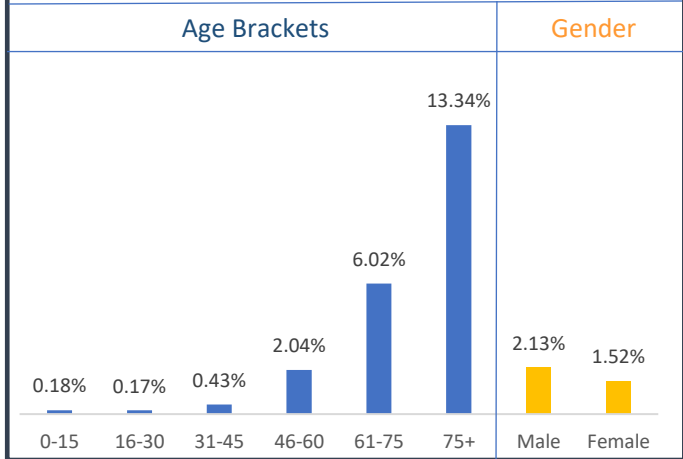
WEST BENGAL COVID-19 HEALTH BULLETIN – 11<sup>th</sup> OCTOBER 2020

X

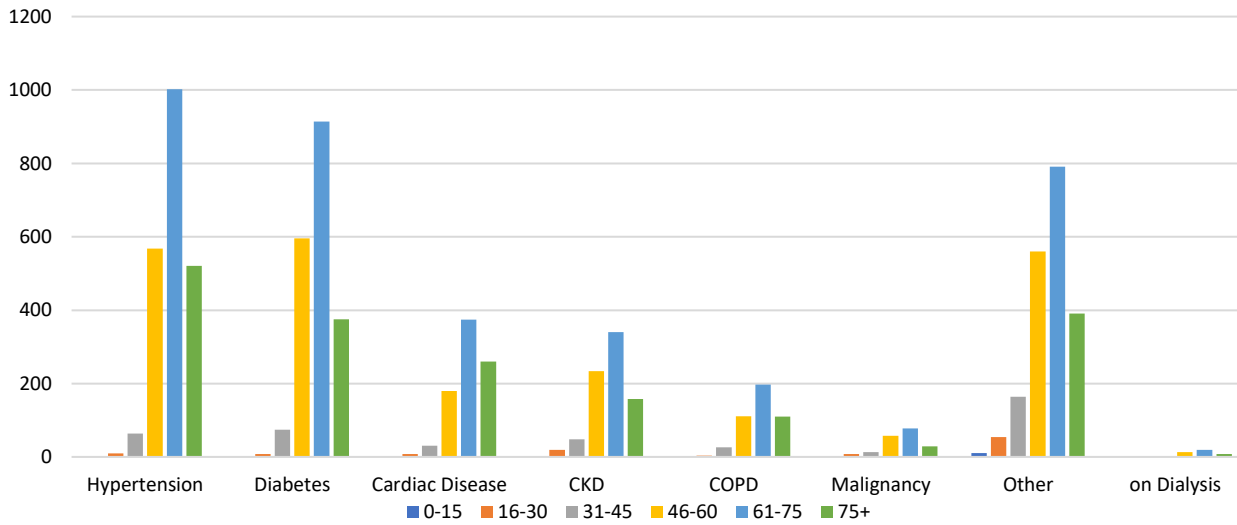
**Comorbidity Status in Deceased Cases (n=5,622)**



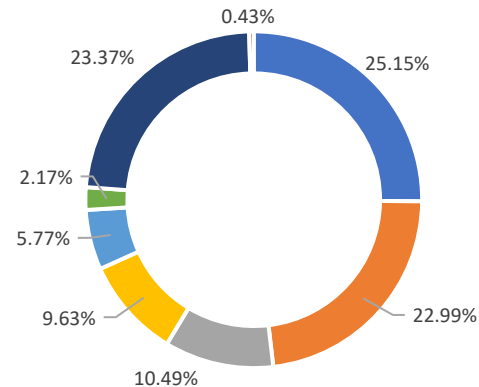
**Fatality Rate in Respective Age Brackets & Gender Group**



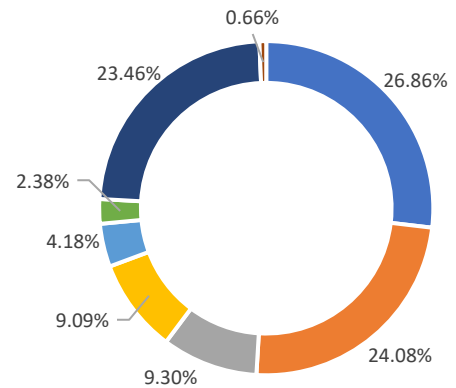
**Age Group Wise Comorbidities Among Deceased**



**Share of Comorbidities in Male**



**Share of Comorbidities in Female**



FATALITY ANALYSIS



# Department of Health & Family Welfare Govt. of West Bengal

## WEST BENGAL COVID-19 HEALTH BULLETIN – 11<sup>th</sup> OCTOBER 2020

**XI**
**EQUIPMENT SUPPLY**

S. No	Equipment	Ordered by State Govt.	Received Yesterday	Total Received by State Govt.	Order Pending
1	PPEs	29.10 L	5,000	23.74 L	5.36 L
2	N95/FFP2 Masks	36.20 L	8,000	23.60 L	12.60 L
3	Regular Masks	69.50 L	20,000	63.80 L	5.70 L
4	Hand Sanitizers (In Ltrs.)	3.01 L	500	2,92,500	8,500
5	Gloves	64.50 L	15,000	53.45 L	11.05 L
6	Thermal Guns	20,000	NIL	20,000	NIL

**XII**
**DEDICATED COVID-19 HELPLINE (24 X 7)**

1. Dedicated COVID-19 Helpline : **1800 313 444 222**
2. Direct Telemedicine Line : **033 23576001**
3. Ambulance Service : **033 40902929**
4. COVID Telemedicine App "[Covid Telemedicine WB](#)" on Google Play Store
  - These services include allocation of beds in Govt. hospitals and Safe Homes
  - Telemedicine for citizens at large and those in home isolation
  - Ambulance service includes guidance and provision of Govt. ambulance
5. Tele-Psychological counselling services have started since August 1<sup>st</sup>, 2020.

General Queries			
1	A	Total Queries addressed in last 24 hours	3,384
	B	Total Queries addressed till 10 <sup>th</sup> October	12,91,421
Telemedicine			
2	A	Total consultations given in last 24 hours	3,959
	B	Total consultations given till 10 <sup>th</sup> October	3,15,251
Ambulance Services			
3	A	Ambulances assigned in last 24 hours	499
	B	Total calls received in last 24 hours	507
Tele-Psychological Counselling			
4	A	Counselling given in last 24 hours	1,168
	B	Counselling given till 10 <sup>th</sup> October	93,075

### State Government Interventions :

- Status of availability of beds for COVID positive patients in government and private hospitals is available at Health & FW Department's website: [www.wbhealth.gov.in](http://www.wbhealth.gov.in)
- Safe Homes : An initiative by the Government of West Bengal for care and treatment of asymptomatic/mild symptomatic COVID patients for whom home isolation is not possible /advisable
- As per State Government advisory Satellite Health Facilities are being developed by private hospitals in close vicinity of their hospitals as separate health facility for treatment of asymptomatic/mild symptomatic COVID patients. This intervention is expected to free beds in the hospitals for serious patients.

All the guidelines and orders relating to Covid-19 are posted on [www.wbhealth.gov.in](http://www.wbhealth.gov.in)

You can follow us on :

Facebook at: <https://www.facebook.com/wbdhfw/>

Twitter at: <https://twitter.com/wbdhfw>