



Department of Health & Family Welfare Govt. of West Bengal

WEST BENGAL COVID-19 HEALTH BULLETIN – 10th MARCH 2021

Active COVID-19 Cases as on 10th March: 3,127

| S. No | Subject | Number |
|-------|--|--------------------|
| 1 | Total COVID-19 Cases till 9 th March | 5,77,026 |
| 2 | New COVID-19 Cases on 10 th March | 241 |
| 3 | Total COVID-19 Cases till 10th March (1+2) | 5,77,267 |
| 4 | Total Discharged | 5,63,857 (+256) |
| 5 | Total Deaths as on 10 th March* | 10,283 (+2) |
| 6 | Active COVID-19 Cases as on 10th March | 3,127 (-17) |
| 7 | Discharge Rate (4/3) | 97.68% |

Note: All figures updated till 9AM, 10th March

#Daily increase/decrease with respect to previous day is shown as (+/-)

**Complete analysis can be referred from Section X, (Page no. 5)*

| S. No | Subject | Number |
|-------|--|------------------|
| 1 | Samples Tested till 9 th March | 87,30,503 |
| 2 | Samples Tested on 10 th March | 18,272 |
| 3 | Total Number of Samples Tested till 10th March (1+2) | 87,48,775 |
| 4 | Tests per Million population | 97,209 |
| 5 | % of Positive Cases out of Samples Tested | 6.60% |
| 6 | Total Testing Laboratories* | 105 |
| 7 | Testing Laboratories added this week | 0 |
| 8 | Testing Laboratories pending approval | 1 |

**Detailed breakup of these laboratories is given on Page 4 and Page 5*

| S. No | Subject | Number |
|-------|--|--------|
| 1 | Total Number of Hospitals dedicated for treating COVID-19 | 58 |
| 2 | Total Number of Govt. Hospitals dedicated for treating COVID-19 | 43 |
| 3 | Total Number of Pvt. Hospitals requisitioned for treating COVID-19 | 15 |
| 4 | Total Number of earmarked COVID-19 Beds | 6,736 |
| 5 | % Occupancy in COVID Beds | 3.46% |
| 6 | Total ICU/HDU Beds in the COVID Hospitals | 1,619 |
| 7 | Total Number of Ventilators in the COVID Hospitals | 595 |

| Home Quarantine | | |
|-----------------|--|-----------|
| 1 | Total Home Quarantined People | 25,67,720 |
| 2 | Total number of people currently in Home Quarantine | 9,920 |
| 3 | Total number of people released from Home Quarantine | 25,57,800 |
| | | |
| 1 | Total Number of Safe Homes | 200 |
| 2 | Total Number of Beds in Safe Homes | 11,507 |
| 3 | Total Number of Patients in Safe Homes currently | 0 |



Department of Health & Family Welfare Govt. of West Bengal

WEST BENGAL COVID-19 HEALTH BULLETIN – 10th MARCH 2021

V

DISTRICT SNAPSHOT#

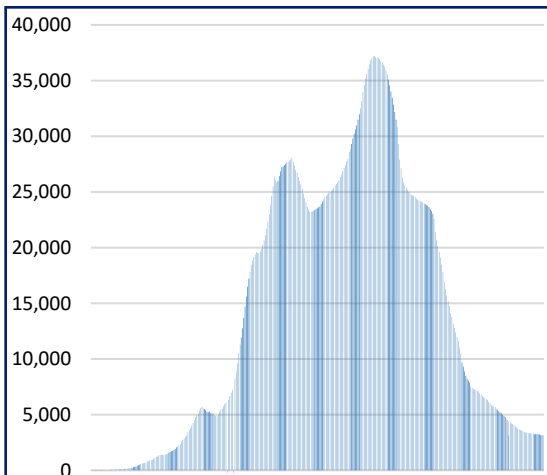
| 1 | 2 | 3 | 4 | 5 | 6 = 3-4-5 | 7 |
|--------------|-------------------|--------------------------------|--------------------------------|----------------------------|----------------------------|--------------------|
| S. No | District | Total Cases | Total Discharged | Total Deaths | Total Active Cases | Last Reported Case |
| 1 | Alipurduar | 7,711 | 7,620 | 86 | 5 | 2- Mar |
| 2 | Coochbehar | 11,855 ⁺¹ | 11,767 | 72 | 16 ⁺¹ | 9- Mar |
| 3 | Darjeeling | 18,486 ⁺³ | 18,237 ⁺⁵ | 204 | 45 ⁻² | 9- Mar |
| 4 | Kalimpong | 2,235 | 2,207 | 27 | 1 | 23- Feb |
| 5 | Jalpaiguri | 14,738 ⁺² | 14,538 ⁺⁴ | 164 | 36 ⁻² | 9- Mar |
| 6 | Uttar Dinajpur | 6,734 ⁺³ | 6,608 ⁺⁶ | 78 | 48 ⁻³ | 9- Mar |
| 7 | Dakshin Dinajpur | 8,181 ⁺¹ | 8,103 | 74 | 4 ⁺¹ | 9- Mar |
| 8 | Malda | 12,716 ⁺² | 12,581 ⁺² | 114 | 21 | 9- Mar |
| 9 | Murshidabad | 12,326 ⁺³ | 12,160 ⁺² | 149 | 17 ⁺¹ | 9- Mar |
| 10 | Nadia | 22,688 ⁺¹ | 22,322 ⁺⁵ | 320 | 46 ⁻⁴ | 9- Mar |
| 11 | Birbhum | 10,076 ⁺¹ | 9,946 ⁺⁴ | 89 | 41 ⁻³ | 9- Mar |
| 12 | Purulia | 7,299 ⁺⁸ | 7,206 ⁺⁴ | 49 | 44 ⁺⁴ | 9- Mar |
| 13 | Bankura | 12,027 ⁺³ | 11,875 ⁺⁷ | 92 | 60 ⁻⁴ | 9- Mar |
| 14 | Jhargram | 3,062 ⁺² | 3,030 ⁺¹ | 22 | 10 ⁺¹ | 9- Mar |
| 15 | Paschim Medinipur | 20,269 ⁺¹ | 19,925 ⁺⁵ | 311 | 33 ⁻⁴ | 9- Mar |
| 16 | Purba Medinipur | 20,730 ⁺⁴ | 20,402 ⁺⁹ | 279 | 49 ⁻⁵ | 9- Mar |
| 17 | Purba Bardhaman | 12,711 ⁺² | 12,582 ⁺⁶ | 103 | 26 ⁻⁴ | 9- Mar |
| 18 | Paschim Bardhaman | 16,484 ⁺¹⁰ | 16,204 ⁺¹⁷ | 169 | 111 ⁻⁷ | 9- Mar |
| 19 | Howrah | 36,006 ⁺²⁹ | 34,799 ⁺¹⁶ | 1,048 | 159 ⁺¹³ | 9- Mar |
| 20 | Hooghly | 29,719 ⁺¹⁰ | 29,152 ⁺¹⁰ | 497 | 70 | 9- Mar |
| 21 | North 24 Parganas | 1,23,696 ⁺⁶⁴ | 1,20,281 ⁺⁶⁰ | 2,514 | 901 ⁺⁴ | 9- Mar |
| 22 | South 24 Parganas | 37,315 ⁺¹¹ | 36,465 ⁺¹⁷ | 714 | 136 ⁻⁶ | 9- Mar |
| 23 | Kolkata | 1,30,137 ⁺⁸⁰ | 1,25,784 ⁺⁷⁶ | 3,105 ⁺² | 1,248 ⁺² | 9- Mar |
| 24 | Other State | 66 | 63 | 3 | 0 | 6-June |
| TOTAL | | 5,77,267⁺²⁴¹ | 5,63,857⁺²⁵⁶ | 10,283⁺² | 3,127⁻¹⁷ | |

#District Wise data is subject to verification and may change

#Daily increase/decrease with respect to previous day is in superscript as +/- (Eg: ⁺⁴)

VI

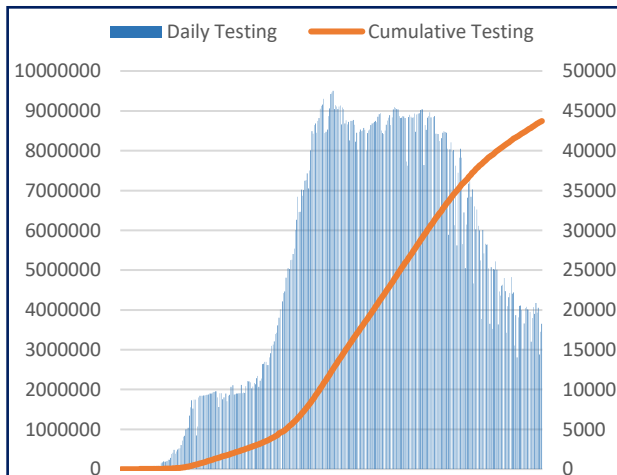
DAILY CUMULATIVE ACTIVE COVID-19 CASES



17th March to 10th Mar

VII

SAMPLES TESTED (Daily and Cumulative)



17th March to 10th Mar



Department of Health & Family Welfare
Govt. of West Bengal

WEST BENGAL COVID-19 HEALTH BULLETIN – 10th MARCH 2021

VIII

UNIT WISE EQUIPMENT SUPPLY (CUMULATIVE)

| S. No. | Unit Name | PPE | N95/FFP2 | Regular Masks | | Gloves | Sanitizer (In ltr.) |
|--------------|------------------------------|------------------|------------------|------------------|--------------------|------------------|------------------------|
| | | | | Reusable Mask | Disposable Mask | | |
| 1 | Alipurduar | 17,800 | 26,250 | 13,400 | 1,00,900 | 74,200 | 5,092.0 |
| 2 | Bankura | 44,950 | 46,700 | 27,300 | 1,61,550 | 1,04,200 | 7,448.0 |
| 3 | Birbhum | 36,150 | 28,300 | 32,400 | 96,050 | 49,700 | 6,171.0 |
| 4 | Bishnupur HD | 15,350 | 31,600 | 54,600 | 1,25,750 | 1,17,200 | 6,061.0 |
| 5 | Coochbehar | 33,600 | 29,450 | 26,950 | 41,100 | 7,200 | 4,354.0 |
| 6 | Dakshin Dinajpur | 20,400 | 19,650 | 21,500 | 1,21,600 | 83,700 | 4,921.0 |
| 7 | Darjeeling | 52,250 | 50,650 | 22,900 | 32,200 | 10,700 | 4,498.0 |
| 8 | Diamond Harbour HD | 51,250 | 32,300 | 28,000 | 1,07,550 | 1,11,500 | 4,284.0 |
| 9 | Hooghly | 64,870 | 51,250 | 47,000 | 1,74,200 | 1,59,100 | 11,041.0 |
| 10 | Howrah | 1,13,450 | 78,000 | 63,780 | 2,02,550 | 2,33,200 | 6,531.0 |
| 11 | Jalpaiguri | 34,800 | 38,100 | 45,550 | 1,11,000 | 61,200 | 6,063.0 |
| 12 | Jhargram | 16,750 | 16,100 | 24,890 | 57,050 | 56,200 | 4,443.0 |
| 13 | Kalimpong | 21,150 | 20,900 | 19,000 | 68,050 | 35,200 | 4,370.5 |
| 14 | Malda | 26,100 | 23,200 | 26,000 | 87,100 | 97,700 | 7,151.0 |
| 15 | Murshidabad | 35,333 | 51,380 | 48,700 | 1,43,100 | 1,40,200 | 10,080.0 |
| 16 | Nadia | 62,070 | 39,740 | 37,100 | 1,49,050 | 1,39,700 | 5,831.0 |
| 17 | North 24 Parganas | 1,01,000 | 77,740 | 31,440 | 1,90,000 | 1,23,700 | 7,383.5 |
| 18 | Basirhat HD | 44,320 | 45,230 | 32,280 | 1,44,050 | 1,65,000 | 5,647.0 |
| 19 | Paschim Bardhaman | 37,850 | 35,100 | 17,780 | 1,21,000 | 1,21,900 | 2,257.0 |
| 20 | Paschim Medinipur | 32,450 | 45,300 | 41,090 | 1,56,050 | 1,42,700 | 7,435.0 |
| 21 | Purba Bardhaman | 58,650 | 51,700 | 27,100 | 1,36,550 | 1,53,700 | 9,943.0 |
| 22 | Purba Medinipur | 54,550 | 41,200 | 33,220 | 87,050 | 1,00,100 | 1,731.0 |
| 23 | Nandigram HD | 18,750 | 33,100 | 30,640 | 1,21,050 | 83,200 | 7,279.0 |
| 24 | Purulia | 50,450 | 34,600 | 52,700 | 1,48,550 | 1,21,700 | 7,421.0 |
| 25 | Rampurhat HD | 24,150 | 29,000 | 30,300 | 62,050 | 74,500 | 5,637.0 |
| 26 | South 24 Parganas | 57,450 | 33,600 | 33,400 | 1,07,250 | 1,10,400 | 2,141.0 |
| 27 | Uttar Dinajpur | 35,750 | 43,550 | 43,850 | 1,13,050 | 1,31,700 | 5,853.0 |
| 28 | Bankura S MC&H | 21,000 | 46,650 | 10,200 | 1,82,500 | 2,16,400 | 2,660.0 |
| 29 | Coochbehar MC&H | 13,800 | 14,900 | 14,600 | 53,500 | 83,500 | 3,442.0 |
| 30 | NB MC&H | 40,350 | 96,000 | 20,000 | 2,24,200 | 2,40,500 | 7,890.0 |
| 31 | Diamond Harbour MC&H | 13,300 | 24,200 | 10,100 | 1,47,500 | 1,50,000 | 3,898.0 |
| 32 | Malda MC&H | 18,800 | 71,100 | 13,100 | 1,88,500 | 2,27,500 | 5,968.0 |
| 33 | Murshidabad MC&H | 31,630 | 73,950 | 14,600 | 1,29,000 | 2,12,000 | 2,340.0 |
| 34 | Bardhaman MC&H | 23,900 | 34,100 | 17,500 | 1,89,500 | 2,27,500 | 3,448.0 |
| 35 | Medinipur MC&H | 56,300 | 72,700 | 34,100 | 2,53,000 | 2,00,000 | 11,598.0 |
| 36 | Purulia MC&H | 13,300 | 19,900 | 51,600 | 99,500 | 1,21,000 | 4,098.0 |
| 37 | Rampurhat MC&H | 21,400 | 25,900 | 17,600 | 40,000 | 77,500 | 10,048.0 |
| 38 | Raiganj MC&H | 14,100 | 11,900 | 13,100 | 56,500 | 87,000 | 2,190.0 |
| 39 | JNM MC&H | 17,400 | 21,000 | 24,000 | 45,000 | 59,500 | 2,972.0 |
| 40 | Sagar Dutta MC&H | 67,520 | 93,830 | 17,600 | 1,76,550 | 2,08,000 | 7,978.0 |
| 41 | ID & BG Hospital | 45,050 | 59,800 | 20,600 | 1,01,100 | 77,500 | 2,671.0 |
| 42 | RG Kar MCH | 40,850 | 66,500 | 15,800 | 3,01,050 | 3,40,200 | 7,207.0 |
| 43 | NRS MCH | 63,250 | 95,500 | 30,800 | 2,15,550 | 2,19,200 | 5,090.0 |
| 44 | IPGMER & SSKMH | 98,900 | 1,11,090 | 66,600 | 4,29,050 | 4,29,500 | 15,317.0 |
| 45 | Medical College, Kolkata | 1,66,450 | 1,50,000 | 20,800 | 3,26,050 | 4,27,500 | 9,262.0 |
| 46 | CNMCH | 52,350 | 48,300 | 23,150 | 1,33,500 | 1,01,500 | 3,672.0 |
| 47 | Other Govt Dept/Institutions | 4,31,051 | 3,90,795 | 2,26,188 | 10,69,271 | 10,74,202 | 59,055.0 |
| 48 | Stock in hand-In Transit | 4,95,918 | 21,73,235 | 8,72,451 | 20,03,937 | 17,43,708 | 1,22,918.0 |
| TOTAL | | 29,08,262 | 47,55,040 | 24,47,359 | 95,30,208 | 93,33,210 | 4,54,789.0 |

*In addition to State supply, local procurement is also done.



Department of Health & Family Welfare Govt. of West Bengal

WEST BENGAL COVID-19 HEALTH BULLETIN – 10th MARCH 2021

IX

DETAILS OF TESTING LABS

| S. No. | Name of Testing Lab | Samples Tested | Method of Testing | Functional WEF |
|--------|--|----------------|-------------------|-----------------|
| 1 | NICED | 1,98,159 | RT-PCR | Since Beginning |
| 2 | SSKM | 2,79,309 | RT-PCR | 17-Mar |
| 3 | Medinipur MCH | 1,56,765 | RT-PCR | 24-Mar |
| 4 | North Bengal MCH | 3,24,380 | RT-PCR | 29-Mar |
| 5 | School of Tropical Medicine | 2,18,436 | RT-PCR | 01-Apr |
| 6 | Apollo Hospital | 50,221 | RT-PCR | 06-Apr |
| 7 | Tata Medical Centre | 19,912 | RT-PCR | 06-Apr |
| 8 | Malda MCH | 2,35,873 | RT-PCR | 08-Apr |
| 9 | Dr. Lal Pathlab | 2,11,414 | RT-PCR | 17-Apr |
| 10 | Command Hospital | 33,177 | RT-PCR | 17-Apr |
| 11 | CNCI | 21,933 | RT-PCR | 22-Apr |
| 12 | RG Kar MCH | 2,48,504 | RT-PCR | 24-Apr |
| 13 | SURAKSHA | 1,22,652 | RT-PCR | 24-Apr |
| 14 | Murshidabad MCH | 1,81,569 | RT-PCR | 26-Apr |
| 15 | Peerless | 59,248 | RT-PCR | 30-Apr |
| 16 | Burdwan MCH | 1,77,311 | RT-PCR | 06-May |
| 17 | MCH Kolkata | 1,02,781 | RT-PCR | 08-May |
| 18 | NRS MCH | 1,23,644 | RT-PCR | 12-May |
| 19 | Sanaka Hospitals | 98,424 | RT-PCR | 12-May |
| 20 | Medica Hospital | 1,13,159 | RT-PCR | 15-May |
| 21 | Bankura MCH | 1,51,047 | RT-PCR | 22-May |
| 22 | Suri DH | 1,30,248 | RT-PCR | 22-May |
| 23 | Coochbehar GMCH | 1,55,756 | RT-PCR | 06-Jun |
| 24 | COMJNM Kalyani | 1,63,626 | RT-PCR | 10-Jun |
| 25 | Desun Hospital | 6,020 | RT-PCR | 17-Jun |
| 26 | RN Tagore Hospital | 33,192 | RT-PCR | 24-Jun |
| 27 | Raigunj MCH | 80,103 | RT-PCR | 26-Jun |
| 28 | Jagannath Gupta Institute of Medical Sciences | 4,233 | RT-PCR | 06-Jul |
| 29 | ESI-Postgraduate Institute of Medical Science and Research | 10,202 | RT-PCR | 16-Jul |
| 30 | Remedy Lifecare, Kolkata | 11,323 | RT-PCR | 21-Jul |
| 31 | AMRI Dhakuria | 42,727 | RT-PCR | 19-May |
| 32 | Rampurhat MCH | 77,984 | RT-PCR | 19-May |
| 33 | CNMCH | 67,167 | RT-PCR | 20-May |
| 34 | DH GMCH | 1,50,435 | RT-PCR | 20-May |
| 35 | COMSDH | 48,008 | RT-PCR | 27-May |
| 36 | Purulia Govt. MCH | 90,021 | RT-PCR | 03-Jun |
| 37 | SRL Lab | 1,10,256 | RT-PCR | 18-Jun |
| 38 | Probe diagnostics | 33,686 | RT-PCR | 14-Aug |
| 39 | Pulse Diagnostics | 52,564 | RT-PCR | 12-Sept |
| 40 | RB Diagnostic Kolkata | 41,170 | RT-PCR | 20-Sept |
| 41 | Purba Medinipur DH | 23,367 | RT-PCR | 24-Sept |
| 42 | B.P. Poddar Hospital & Medical Research Ltd | 1,800 | RT-PCR | 27-Oct |
| 43 | Swastik Clinic & Seva Sadan Pvt. Ltd., Birbhum | 216 | RT-PCR | 27-Oct |
| 44 | Repromed Diagnostic Ltd | 12,529 | RT-PCR | 24-Sept |
| 45 | Gouri Devi Institute of Medical Sciences and Hospital | 1,496 | RT-PCR | 7-Nov |
| 46 | IQ City Medical College Durgapur | 2,996 | RT-PCR | 4-Dec |
| 47 | Imambara DH, Hooghly | 9,152 | RT-PCR | 15-Dec |
| 48 | Saroj Gupta Cancer Center & Research Institute | 1458 | RT-PCR | 23-Dec |
| 49 | Lasco Medicare Pvt. Ltd. Howrah | 607 | RT-PCR | 5-Jan |
| 50 | Icare Institute of Medical Sciences and Research | 208 | RT-PCR | 25-Jan |
| 51 | Sanjiban Hospital, Howrah | 606 | RT-PCR | 23-Feb |
| 52 | AMRI Salt Lake | 15,409 | CBNAAT | 01-May |
| 53 | CMRI | 14,895 | CBNAAT | 13-May |

Note: Average tests per CBNAAT and TRUENAT machines are 32 per day and 16 per day respectively



Department of Health & Family Welfare Govt. of West Bengal

WEST BENGAL COVID-19 HEALTH BULLETIN – 10th MARCH 2021

IX

DETAILS OF TESTING LABS

| S. No. | Name of Testing Lab | Samples Tested | Method of Testing | Functional WEF |
|--------------|--|------------------|-------------------|----------------|
| 54 | Asansol DH | 2,487 | TRUENAT | 19-May |
| 55 | Jhargram DH | 2,675 | TRUENAT | 19-May |
| 56 | Falakata SSH | 3,821 | TRUENAT | 20-May |
| 57 | Balurghat DH | 2,528 | TRUENAT | 22-May |
| 58 | Serampore DH | 1,175 | TRUENAT | 25-May |
| 59 | Uluberia SSH | 1,801 | TRUENAT | 27-May |
| 60 | Jangipur SDH | 1,685 | TRUENAT | 27-May |
| 61 | Egra SDH | 526 | TRUENAT | 27-May |
| 62 | MR Bangur Hospital | 415 | TRUENAT | 28-May |
| 63 | Chanchal SDH | 557 | TRUENAT | 28-May |
| 64 | Biswa Bangla Krirangan COVID Hospital | 84,464 | TRUENAT | 31-May |
| 65 | Woodlands | 7,948 | CBNAAT | 11-Jun |
| 66 | Alipurduar DH | 1,542 | TRUENAT | 16-Jun |
| 67 | Basirhat DH | 335 | TRUENAT | 19-Jun |
| 68 | Anandaloke Sonoscan, Siliguri | 5,864 | TRUENAT | 27-Jun |
| 69 | Gangarampur SDH | 1,174 | CBNAAT | 16-Jul |
| 70 | Contai SDH | 1,891 | TRUENAT | 20-Jul |
| 71 | ILS hospital | 1,773 | TRUENAT | 25-Jul |
| 72 | Uttar Latabari DH | 102 | TRUENAT | 04-Aug |
| 73 | Nandigram SSH/DH | 790 | TRUENAT | 04-Aug |
| 74 | Panskura Hospital | 434 | TRUENAT | 06-Aug |
| 75 | Chittaranjan Seva Sadan Hospital | 1,695 | TRUENAT | 10-Aug |
| 76 | Dr. PK Saha Hospital, Coochbihar | 3,750 | TRUENAT | 11-Aug |
| 77 | Salt Lake SDH | 846 | TRUENAT | 13-Aug |
| 78 | Charnock Hospital | 5,039 | TRUENAT | 14-Aug |
| 79 | Gabberia SGH | 170 | TRUENAT | 15-Aug |
| 80 | Spandan Disgnostic Center | 7,655 | TRUENAT | 16-Aug |
| 81 | Kakdwip SSH | 249 | TRUENAT | 17-Aug |
| 82 | Mal SSH | 181 | TRUENAT | 18-Aug |
| 83 | Howrah DH | 171 | TRUENAT | 21-Aug |
| 84 | Sagardighi SSH | 391 | TRUENAT | 2-Sept |
| 85 | Domkal SSH | 164 | TRUENAT | 6-Sept |
| 86 | Udaynarayanpur SGH Howrah | 53 | TRUENAT | 7- Sept |
| 87 | GD Hospital & Diabetes Institute, Howrah | 1,215 | CBNAAT | 8-Sept |
| 88 | Nightingale Diagnostic & Medicare Centre | 2,995 | TRUENAT | 12-Sept |
| 89 | Bhagirathi Neotia Woman * Child Care Centre | 460 | CBNAAT | 16-Sept |
| 90 | Krishnanagar DTC | 171 | TRUENAT | 29-Sept |
| 91 | Mission Hospital, Durgapur | 8,228 | TRUENAT | 29-Sept |
| 92 | Medinova, Kolkata | 2,874 | TRUENAT | 1-Oct |
| 93 | MSS Bansal Medical, Kolkata | 5,839 | TRUENAT | 2-Oct |
| 94 | TLJ, SGH, Howrah | 120 | TRUENAT | 2-Oct |
| 95 | Narayan Memorial Hospital, Kolkata | 534 | TRUENAT | 2-Oct |
| 96 | Kalimpong DH | 335 | TRUENAT | 6-Oct |
| 97 | Mirik BPHC, Darjeeling | 136 | TRUENAT | 9-Oct |
| 98 | Barjore SSH, Bankura | 283 | TRUENAT | 11-Oct |
| 99 | Darjeeling DH | 227 | TRUENAT | 11-Oct |
| 100 | Metropolis Kolkata | 20,890 | TRUENAT | 14-Oct |
| 101 | Laboratory Services, Healthworld Hospitals, Durgapur | 1,974 | TRUENAT | 4-Dec |
| 102 | Neotia Getwel Healthcare Centre, Siliguri | 193 | CBNAAT | 9-Jan |
| 103 | Arogya Niketan Nursing Home | 216 | TRUENAT | 16-Jan |
| 104 | Ruby General Hospital | 322 | CBNAAT | 20-Jan |
| 105 | Cliniperfect Polyclinic and Diagnostics | 27 | TRUENAT | 23-Feb |
| 106 | Antigen Test done within the State | 38,36,448 | - | - |
| 107 | Samples Tested in Labs Outside the State | 1,99,559 | RT-PCR | - |
| TOTAL | | 87,48,775 | | |

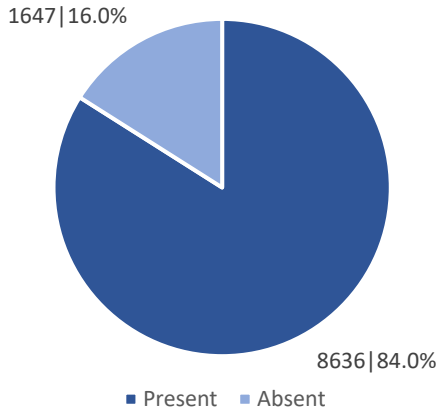
Note: Average tests per CBNAAT and TRUENAT machines are 32 per day and 16 per day respectively



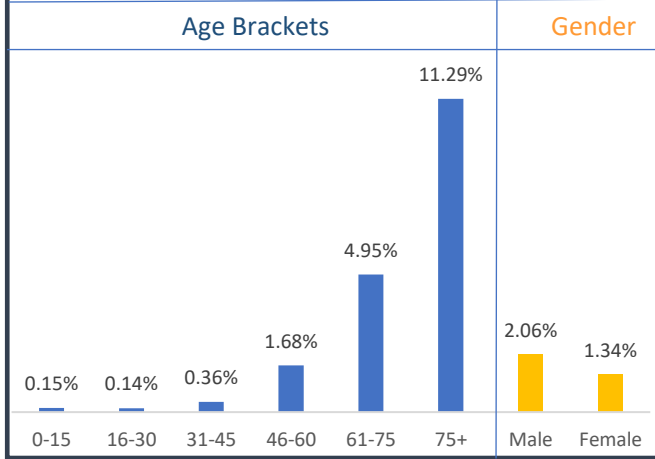
WEST BENGAL COVID-19 HEALTH BULLETIN – 10th MARCH 2021

X

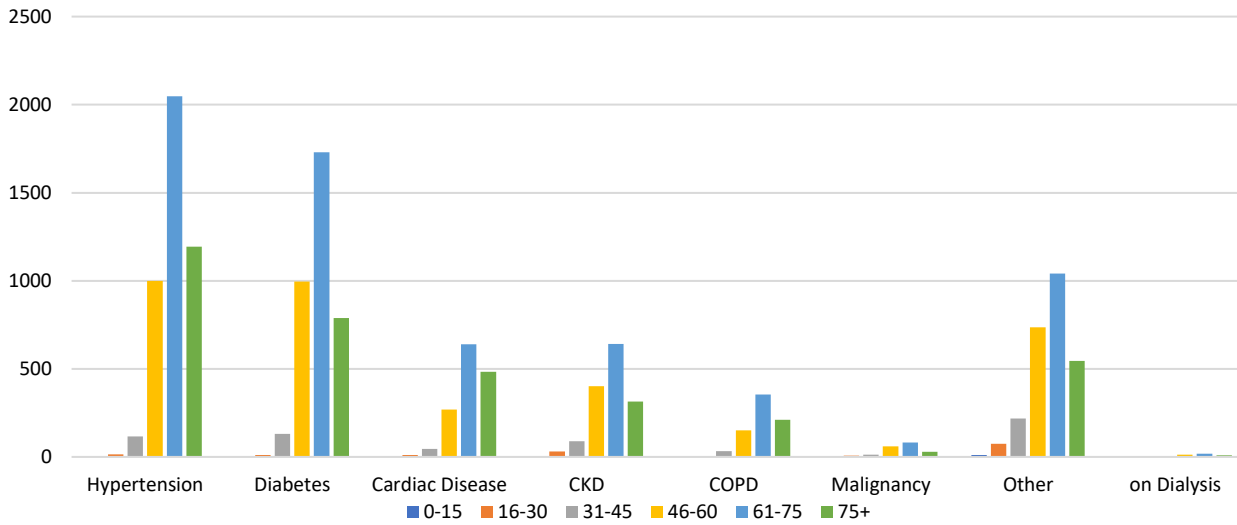
Comorbidity Status in Deceased Cases (n=10,283)



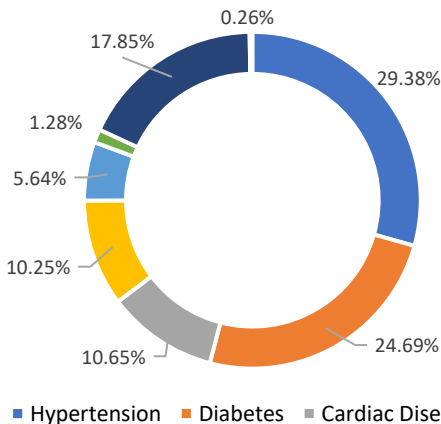
Fatality Rate in Respective Age Brackets & Gender Group



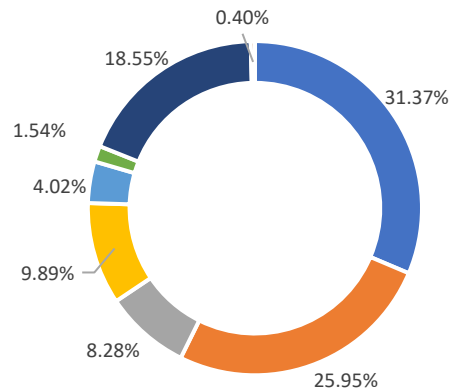
Age Group Wise Comorbidities Among Deceased



Share of Comorbidities in Male



Share of Comorbidities in Female



FATALITY ANALYSIS



Department of Health & Family Welfare Govt. of West Bengal

WEST BENGAL COVID-19 HEALTH BULLETIN – 10th MARCH 2021

XI
EQUIPMENT SUPPLY

| S. No | Equipment | Ordered by State Govt. | Received Yesterday | Total Received by State Govt. | Order Pending |
|-------|----------------------------|------------------------|--------------------|-------------------------------|---------------|
| 1 | PPEs | 32.10 L | 2,000 | 28.37 L | 3.73 L |
| 2 | N95/FFP2 Masks | 47.20 L | 10,000 | 46.59 L | 0.61 L |
| 3 | Regular Masks | 123.84 L | 20,000 | 99.50 L | 24.34 L |
| 4 | Hand Sanitizers (In Ltrs.) | 4.41 L | 1,000 | 4.37 L | 0.04 L |
| 5 | Gloves | 95.00 L | 20,000 | 90.20 L | 4.80 L |
| 6 | Thermal Guns | 20,000 | NIL | 20,000 | NIL |

XII
DEDICATED COVID-19 HELPLINE (24 X 7)

1. Dedicated COVID-19 Helpline : **1800 313 444 222**
2. Direct Telemedicine Line : **033 23576001**
3. Ambulance Service : **033 40902929**
4. COVID Telemedicine App "[Covid Telemedicine WB](#)" on Google Play Store
 - These services include allocation of beds in Govt. hospitals and Safe Homes
 - Telemedicine for citizens at large and those in home isolation
 - Ambulance service includes guidance and provision of Govt. ambulance
5. Tele-Psychological counselling services have started since August 1st, 2020.

General Queries

| | | | |
|---|---|--|-----------|
| 1 | A | Total Queries addressed in last 24 hours | 687 |
| | B | Total Queries addressed till 9 th March | 15,76,105 |

Telemedicine

| | | | |
|---|---|--|----------|
| 2 | A | Total consultations given in last 24 hours | 203 |
| | B | Total consultations given till 9 th March | 5,83,240 |

Ambulance Services

| | | | |
|---|---|---------------------------------------|----|
| 3 | A | Ambulances assigned in last 24 hours | 20 |
| | B | Total calls received in last 24 hours | 20 |

Tele-Psychological Counselling

| | | | |
|---|---|--|----------|
| 4 | A | Counselling given in last 24 hours | 251 |
| | B | Counselling given till 9 th March | 2,92,862 |

State Government Interventions :

- Weekly death rate is 1.94%. Both death rate and Infection rate are showing a downward trend.
- Status of availability of beds for COVID positive patients in government and private hospitals is available at Health & FW Department's website: www.wbhealth.gov.in
- Safe Homes : An initiative by the Government of West Bengal for care and treatment of asymptomatic/mild symptomatic COVID patients for whom home isolation is not possible /advisable
- As per State Government advisory Satellite Health Facilities are being developed by private hospitals in close vicinity of their hospitals as separate health facility for treatment of asymptomatic/mild symptomatic COVID patients. This intervention is expected to free beds in the hospitals for serious patients.

All the guidelines and orders relating to Covid-19 are posted on www.wbhealth.gov.in

You can follow us on :

Facebook at: <https://www.facebook.com/wbdhfw/>

Twitter at: <https://twitter.com/wbdhfw>