



Department of Health & Family Welfare Govt. of West Bengal

WEST BENGAL COVID-19 HEALTH BULLETIN – 10th DECEMBER 2020

Active COVID-19 Cases as on 10th December: 23,451

COVID 19 STATUS	S. No	Subject	Number
	1	Total COVID-19 Cases till 9 th December	5,10,951
	2	New COVID-19 Cases on 10 th December	2,801
	3	Total COVID-19 Cases till 10th December (1+2)	5,13,752
	4	Total Discharged	4,81,385 (+2,951)
	5	Total Deaths as on 10 th December*	8,916 (+49)
	6	Active COVID-19 Cases as on 10th December	23,451 (-199)
	7	Discharge Rate (4/3)	93.70%

Note: All figures updated till 9AM, 10th December

#Daily increase/decrease with respect to previous day is shown as (+/-)

**Complete analysis can be referred from Section X, (Page no. 5)*

TESTING SNAPSHOT	S. No	Subject	Number
	1	Samples Tested till 9 th December	62,55,888
	2	Samples Tested on 10 th December	42,152
	3	Total Number of Samples Tested till 10th December (1+2)	62,98,040
	4	Tests per Million population	69,978
	5	% of Positive Cases out of Samples Tested	8.16%
	6	Total Testing Laboratories*	96
	7	Testing Laboratories added this week	2
8	Testing Laboratories pending approval	1	

**Detailed breakup of these laboratories is given on Page 4 and Page 5*

INFRASTRUCTURE DETAILS	S. No	Subject	Number
	1	Total Number of Hospitals dedicated for treating COVID-19	102
	2	Total Number of Govt. Hospitals dedicated for treating COVID-19	45
	3	Total Number of Pvt. Hospitals requisitioned for treating COVID-19	57
	4	Total Number of earmarked COVID-19 Beds	13,588
	5	% Occupancy in COVID Beds	22.88%
	6	Total ICU/HDU Beds in the COVID Hospitals	2,523
7	Total Number of Ventilators in the COVID Hospitals	1,279	

QUARANTINE DETAILS	Home Quarantine		
	1	Total Home Quarantined People	11,02,240
	2	Total number of people currently in Home Quarantine	85,677
	3	Total number of people released from Home Quarantine	10,16,563
	1	Total Number of Safe Homes	200
	2	Total Number of Beds in Safe Homes	11,507
	3	Total Number of Patients in Safe Homes currently	506



Department of Health & Family Welfare Govt. of West Bengal

WEST BENGAL COVID-19 HEALTH BULLETIN – 10th DECEMBER 2020

V

DISTRICT SNAPSHOT#

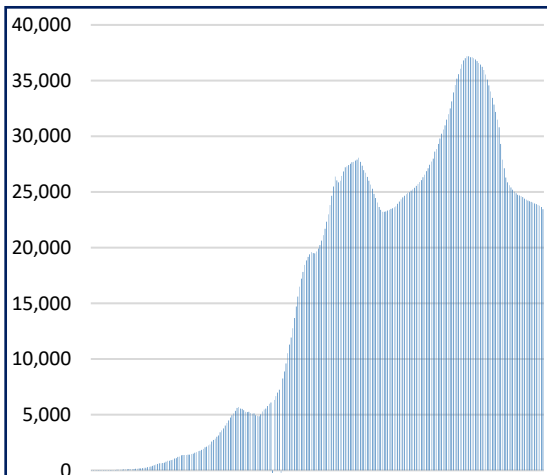
1	2	3	4	5	6 = 3-4-5	7
S. No	District	Total Cases	Total Discharged	Total Deaths	Total Active Cases	Last Reported Case
1	Alipurduar	7,423 ⁺²²	7,242 ⁺¹²	85	96 ⁺¹⁰	9- Dec
2	Coochbehar	11,113 ⁺³⁸	10,551 ⁺¹⁸	66	496 ⁺²⁰	9- Dec
3	Darjeeling	16,493 ⁺⁸⁵	15,483 ⁺¹⁰⁷	189	821 ⁻²²	9- Dec
4	Kalimpong	1,963 ⁺⁹	1,840 ⁺⁹	22	101	9- Dec
5	Jalpaiguri	13,372 ⁺⁹²	12,456 ⁺⁹⁴	142	774 ⁻²	9- Dec
6	Uttar Dinajpur	6,112 ⁺¹⁹	5,767 ⁺²⁹	67	278 ⁻¹⁰	9- Dec
7	Dakshin Dinajpur	7,919 ⁺¹¹	7,687 ⁺¹⁷	62 ⁺¹	170 ⁻⁷	9- Dec
8	Malda	11,901 ⁺¹⁹	11,431 ⁺³²	107 ⁺¹	363 ⁻¹⁴	9- Dec
9	Murshidabad	11,285 ⁺³²	10,722 ⁺²⁹	132	431 ⁺³	9- Dec
10	Nadia	19,756 ⁺¹⁰¹	18,564 ⁺¹⁶⁶	252 ⁺³	940 ⁻⁶⁸	9- Dec
11	Birbhum	8,702 ⁺⁹⁵	8,227 ⁺⁵¹	77	398 ⁺⁴⁴	9- Dec
12	Purulia	6,416 ⁺²⁹	6,098 ⁺¹⁹	43	275 ⁺¹⁰	9- Dec
13	Bankura	10,523 ⁺¹¹¹	9,953 ⁺⁷⁰	87	483 ⁺⁴¹	9- Dec
14	Jhargram	2,789 ⁺⁹	2,646 ⁺³⁹	17	126 ⁻³⁰	9- Dec
15	Paschim Medinipur	18,773 ⁺¹⁰⁴	17,568 ⁺⁹⁷	269 ⁺¹	936 ⁺⁶	9- Dec
16	Purba Medinipur	18,855 ⁺⁷⁶	17,679 ⁺⁶¹	250	926 ⁺¹⁵	9- Dec
17	Purba Bardhaman	11,289 ⁺¹⁴³	10,459 ⁺¹¹⁸	90 ⁺¹	740 ⁺²⁴	9- Dec
18	Paschim Bardhaman	13,972 ⁺¹³³	13,109 ⁺¹¹⁷	134 ⁺¹	729 ⁺¹⁵	9- Dec
19	Howrah	32,687 ⁺¹⁴⁶	30,652 ⁺¹²⁴	925 ⁺⁴	1,110 ⁺¹⁸	9- Dec
20	Hooghly	26,530 ⁺¹²⁵	24,913 ⁺⁷⁵	424	1,193 ⁺⁵⁰	9- Dec
21	North 24 Parganas	1,07,764 ⁺⁶¹³	1,00,850 ⁺⁷⁴⁶	2,114 ⁺¹³	4,800 ⁻¹⁴⁶	9- Dec
22	South 24 Parganas	33,816 ⁺¹⁶⁷	31,625 ⁺¹⁶⁵	617 ⁺⁵	1,574 ⁻³	9- Dec
23	Kolkata	1,14,233 ⁺⁶²²	1,05,800 ⁺⁷⁵⁶	2,742 ⁺¹⁹	5,691 ⁻¹⁵³	9- Dec
24	Other State	66	63	3	0	6-June
TOTAL		5,13,752^{+2,801}	4,81,385^{+2,951}	8,916⁺⁴⁹	23,451⁻¹⁹⁹	

#District Wise data is subject to verification and may change

#Daily increase/decrease with respect to previous day is in superscript as +/- (Eg: +4)

VI

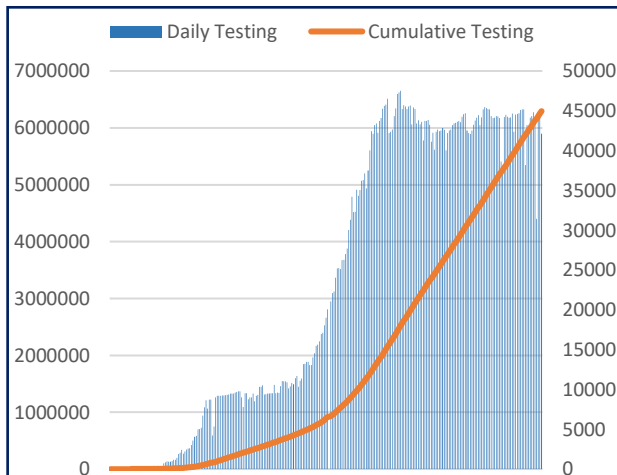
DAILY CUMULATIVE ACTIVE COVID-19 CASES



17th March to 10th Dec

VII

SAMPLES TESTED (Daily and Cumulative)



17th March to 10th Dec



Department of Health & Family Welfare Govt. of West Bengal

WEST BENGAL COVID-19 HEALTH BULLETIN – 10th DECEMBER 2020

VIII

UNIT WISE EQUIPMENT SUPPLY (CUMULATIVE)

S. No.	Unit Name	PPE	N95/FFP2	Regular Masks		Gloves	Sanitizer (In ltr.)
				Reusable Mask	Disposable Mask		
1	Alipurduar	17,800	25,250	13,400	1,00,900	74,200	5,092.0
2	Bankura	43,950	44,700	27,300	1,61,550	1,04,200	7,248.0
3	Birbhum	36,150	25,300	32,400	96,050	49,700	6,171.0
4	Bishnupur HD	14,850	30,600	54,600	1,25,250	1,15,200	5,911.0
5	Coochbehar	32,100	29,450	26,950	41,100	7,200	4,354.0
6	Dakshin Dinajpur	20,400	19,150	21,500	1,21,600	83,700	4,921.0
7	Darjeeling	51,250	50,650	22,900	32,200	10,700	4,298.0
8	Diamond Harbour HD	41,250	31,300	28,000	1,07,550	1,01,500	4,034.0
9	Hooghly	62,870	50,250	47,000	1,74,200	1,59,100	11,041.0
10	Howrah	1,10,450	73,000	63,780	2,02,550	2,28,200	6,531.0
11	Jalpaiguri	34,800	35,600	45,550	1,11,000	61,200	5,863.0
12	Jhargram	16,250	15,100	24,890	57,050	56,200	4,193.0
13	Kalimpong	21,150	20,900	19,000	68,050	35,200	4,370.5
14	Malda	26,100	22,700	26,000	87,100	95,700	7,151.0
15	Murshidabad	34,333	50,380	48,700	1,43,100	1,40,200	10,080.0
16	Nadia	61,070	37,240	37,100	1,48,050	1,32,700	5,631.0
17	North 24 Parganas	97,800	72,740	31,440	1,89,000	1,23,700	7,383.5
18	Basirhat HD	42,820	44,230	32,280	1,44,050	1,65,000	5,447.0
19	Paschim Bardhaman	36,350	33,100	17,780	1,21,000	1,15,900	2,057.0
20	Paschim Medinipur	32,450	45,300	41,090	1,55,050	1,37,700	7,235.0
21	Purba Bardhaman	58,650	51,700	27,100	1,36,550	1,38,700	9,443.0
22	Purba Medinipur	53,550	39,200	33,220	87,050	94,100	1,731.0
23	Nandigram HD	17,250	31,100	30,640	1,21,050	80,200	7,029.0
24	Purulia	49,950	34,100	52,700	1,48,550	1,21,700	7,421.0
25	Rampurhat HD	24,150	29,000	30,300	61,550	74,500	5,637.0
26	South 24 Parganas	55,950	32,600	33,400	1,07,250	1,10,400	2,141.0
27	Uttar Dinajpur	35,750	43,550	43,850	1,13,050	1,31,700	5,853.0
28	Bankura S MC&H	20,500	44,650	10,200	1,82,500	1,86,400	2,660.0
29	Coochbehar MC&H	13,800	14,900	14,600	53,500	83,500	3,442.0
30	NB MC&H	40,350	96,000	20,000	2,24,200	2,25,500	7,890.0
31	Diamond Harbour MC&H	13,300	22,700	10,100	1,47,500	1,45,000	3,898.0
32	Malda MC&H	18,800	69,100	13,100	1,88,500	2,07,500	5,968.0
33	Murshidabad MC&H	30,130	70,450	14,600	1,29,000	1,84,500	2,340.0
34	Bardhaman MC&H	23,900	34,100	17,500	1,89,500	2,12,500	3,248.0
35	Medinipur MC&H	55,800	71,700	34,100	2,52,000	1,92,000	11,198.0
36	Purulia MC&H	13,300	19,900	51,600	99,500	1,12,000	4,098.0
37	Rampurhat MC&H	21,400	25,400	17,600	40,000	67,500	10,048.0
38	Raiganj MC&H	14,100	11,900	13,100	56,500	77,000	1,990.0
39	JNM MC&H	17,400	21,000	24,000	45,000	44,000	2,672.0
40	Sagar Dutta MC&H	64,520	89,330	17,600	1,75,550	1,88,000	7,478.0
41	ID & BG Hospital	45,050	58,800	20,600	1,01,100	77,500	2,671.0
42	RG Kar MCH	40,850	65,000	15,800	3,01,050	3,10,200	7,007.0
43	NRS MCH	61,250	91,000	30,800	2,14,550	1,99,200	4,690.0
44	IPGMER & SSKMH	98,900	1,08,590	66,600	4,29,050	4,09,500	14,617.0
45	Medical College, Kolkata	1,54,450	1,41,000	20,800	3,25,050	3,82,500	8,762.0
46	CNMCH	52,350	47,800	23,150	1,33,500	99,500	3,472.0
47	Other Govt Dept/Institutions	4,13,701	3,75,995	2,25,688	10,64,021	9,88,752	55,555.0
48	Stock in hand-In Transit	3,72,968	10,27,535	8,72,951	1,27,187	1,92,158	42,818.0
TOTAL		27,16,262	35,25,040	24,47,359	76,40,208	73,33,210	3,64,789.0

**In addition to State supply, local procurement is also done.*



Department of Health & Family Welfare Govt. of West Bengal

WEST BENGAL COVID-19 HEALTH BULLETIN – 10th DECEMBER 2020

IX

DETAILS OF TESTING LABS

S. No.	Name of Testing Lab	Samples Tested	Method of Testing	Functional WEF
1	NICED	1,42,489	RT-PCR	Since Beginning
2	SSKM	2,19,008	RT-PCR	17-Mar
3	Medinipur MCH	1,39,576	RT-PCR	24-Mar
4	North Bengal MCH	2,48,734	RT-PCR	29-Mar
5	School of Tropical Medicine	1,70,659	RT-PCR	01-Apr
6	Apollo Hospital	34,120	RT-PCR	06-Apr
7	Tata Medical Centre	16,404	RT-PCR	06-Apr
8	Malda MCH	1,72,376	RT-PCR	08-Apr
9	Dr. Lal Pathlab	1,62,410	RT-PCR	17-Apr
10	Command Hospital	24,606	RT-PCR	17-Apr
11	CNCI	16,114	RT-PCR	22-Apr
12	RG Kar MCH	1,79,358	RT-PCR	24-Apr
13	SURAKSHA	98,762	RT-PCR	24-Apr
14	Murshidabad MCH	1,24,863	RT-PCR	26-Apr
15	Peerless	40,700	RT-PCR	30-Apr
16	Burdwan MCH	1,28,935	RT-PCR	06-May
17	MCH Kolkata	83,839	RT-PCR	08-May
18	NRS MCH	84,767	RT-PCR	12-May
19	Sanaka Hospitals	90,155	RT-PCR	12-May
20	Medica Hospital	90,443	RT-PCR	15-May
21	Bankura MCH	1,09,794	RT-PCR	22-May
22	Suri DH	93,544	RT-PCR	22-May
23	Coochbehar GMCH	94,914	RT-PCR	06-Jun
24	COMJNM Kalyani	1,25,175	RT-PCR	10-Jun
25	Desun Hospital	3,905	RT-PCR	17-Jun
26	RN Tagore Hospital	18,998	RT-PCR	24-Jun
27	Raigunj MCH	63,644	RT-PCR	26-Jun
28	Jagannath Gupta Institute of Medical Sciences	3,218	RT-PCR	06-Jul
29	ESI-Postgraduate Institute of Medical Science and Research	6,345	RT-PCR	16-Jul
30	Remedy Lifecare, Kolkata	7,336	RT-PCR	21-Jul
31	AMRI Dhakuria	30,365	RT-PCR	19-May
32	Rampurhat MCH	48,527	RT-PCR	19-May
33	CNMCH	39,068	RT-PCR	20-May
34	DH GMCH	74,242	RT-PCR	20-May
35	COMSDH	33,285	RT-PCR	27-May
36	Purulia Govt. MCH	54,873	RT-PCR	03-Jun
37	SRL Lab	59,533	RT-PCR	18-Jun
38	Probe diagnostics	13,016	RT-PCR	14-Aug
39	Pulse Diagnostics	22,521	RT-PCR	12-Sept
40	RB Diagnostic Kolkata	16,999	RT-PCR	20-Sept
41	Purba Medinipur DH	9,629	RT-PCR	24-Sept
42	B.P. Poddar Hospital & Medical Research Ltd	559	RT-PCR	27-Oct
43	Swastik Clinic & Seva Sadan Pvt. Ltd., Birbhum	121	RT-PCR	27-Oct
44	Repromed Diagnostic Ltd	3,675	RT-PCR	24-Sept
45	Gouri Devi Institute of Medical Sciences and Hospital	269	RT-PCR	7-Nov
46	IQ City Medical College Durgapur	243	RT-PCR	4-Dec
47	AMRI Salt Lake	10,676	CBNAAT	01-May
48	CMRI	9,166	CBNAAT	13-May
49	Asansol DH	2,082	TRUENAT	19-May

Note: Average tests per CBNAAT and TRUENAT machines are 32 per day and 16 per day respectively



Department of Health & Family Welfare Govt. of West Bengal

WEST BENGAL COVID-19 HEALTH BULLETIN – 10th DECEMBER 2020

IX

DETAILS OF TESTING LABS

S. No.	Name of Testing Lab	Samples Tested	Method of Testing	Functional WEF
50	Jhargram DH	2,204	TRUENAT	19-May
51	Falakata SSH	3,799	TRUENAT	20-May
52	Balurghat DH	2,141	TRUENAT	22-May
53	Serampore DH	1,133	TRUENAT	25-May
54	Uluberia SSH	1,646	TRUENAT	27-May
55	Jangipur SDH	1,544	TRUENAT	27-May
56	Egra SDH	524	TRUENAT	27-May
57	MR Bangur Hospital	399	TRUENAT	28-May
58	Chanchal SDH	556	TRUENAT	28-May
59	Biswa Bangla Krirangan COVID Hospital	72,610	TRUENAT	31-May
60	Woodlands	4,826	CBNAAT	11-Jun
61	Alipurduar DH	1,542	TRUENAT	16-Jun
62	Basirhat DH	324	TRUENAT	19-Jun
63	Anandaloke Sonoscan, Siliguri	3,529	TRUENAT	27-Jun
64	Gangarampur SDH	1,071	CBNAAT	16-Jul
65	Contai SDH	286	TRUENAT	20-Jul
66	ILS hospital	1,406	TRUENAT	25-Jul
67	Uttar Latabari DH	87	TRUENAT	04-Aug
68	Nandigram SSH/DH	789	TRUENAT	04-Aug
69	Panskura Hospital	379	TRUENAT	06-Aug
70	Chittaranjan Seva Sadan Hospital	1,597	TRUENAT	10-Aug
71	Dr. PK Saha Hospital, Coochbihar	2,439	TRUENAT	11-Aug
72	Salt Lake SDH	670	TRUENAT	13-Aug
73	Charnock Hospital	2,825	TRUENAT	14-Aug
74	Gabberia SGH	133	TRUENAT	15-Aug
75	Spandan Disgnostic Center	5,116	TRUENAT	16-Aug
76	Kakdwip SSH	188	TRUENAT	17-Aug
77	Mal SSH	87	TRUENAT	18-Aug
78	Howrah DH	140	TRUENAT	21-Aug
79	Sagardighi SSH	271	TRUENAT	2-Sept
80	Domkal SSH	149	TRUENAT	6-Sept
81	Udaynarayanpur SGH Howrah	43	TRUENAT	7- Sept
82	GD Hospital & Diabetes Institute, Howrah	681	CBNAAT	8-Sept
83	Nightingale Diagnostic & Medicare Centre	1,161	TRUENAT	12-Sept
84	Bhagirathi Neotia Woman * Child Care Centre	214	CBNAAT	16-Sept
85	Krishnanagar DTC	110	TRUENAT	29-Sept
86	Mission Hospital, Durgapur	3,526	TRUENAT	29-Sept
87	Medinova, Kolkata	1,587	TRUENAT	1-Oct
88	MSS Bansal Medical, Kolkata	2,453	TRUENAT	2-Oct
89	TLJ, SGH, Howrah	23	TRUENAT	2-Oct
90	Narayan Memorial Hospital, Kolkata	190	TRUENAT	2-Oct
91	Kalimpong DH	270	TRUENAT	6-Oct
92	Mirik BPHC, Darjeeling	136	TRUENAT	9-Oct
93	Barjore SSH, Bankura	97	TRUENAT	11-Oct
94	Darjeeling DH	111	TRUENAT	11-Oct
95	Metropolis Kolkata	2,609	TRUENAT	14-Oct
96	Laboratory Services, Healthworld Hospitals, Durgapur	131	TRUENAT	4-Dec
97	<i>Antigen Test done within the State</i>	28,10,061	-	-
98	<i>Samples Tested in Labs Outside the State</i>	1,36,187	RT-PCR	-
TOTAL		62,98,040		

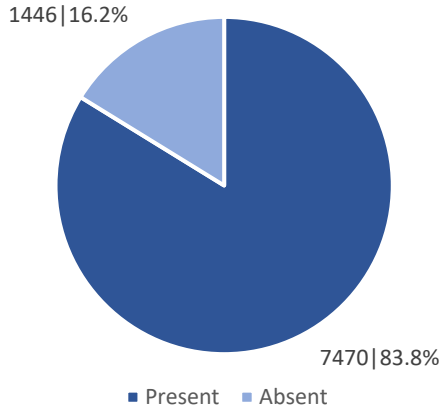
Note: Average tests per CBNAAT and TRUENAT machines are 32 per day and 16 per day respectively



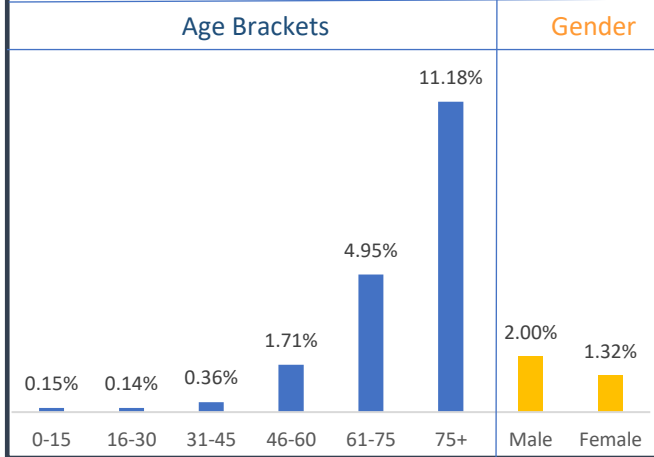
WEST BENGAL COVID-19 HEALTH BULLETIN – 10th DECEMBER 2020

X

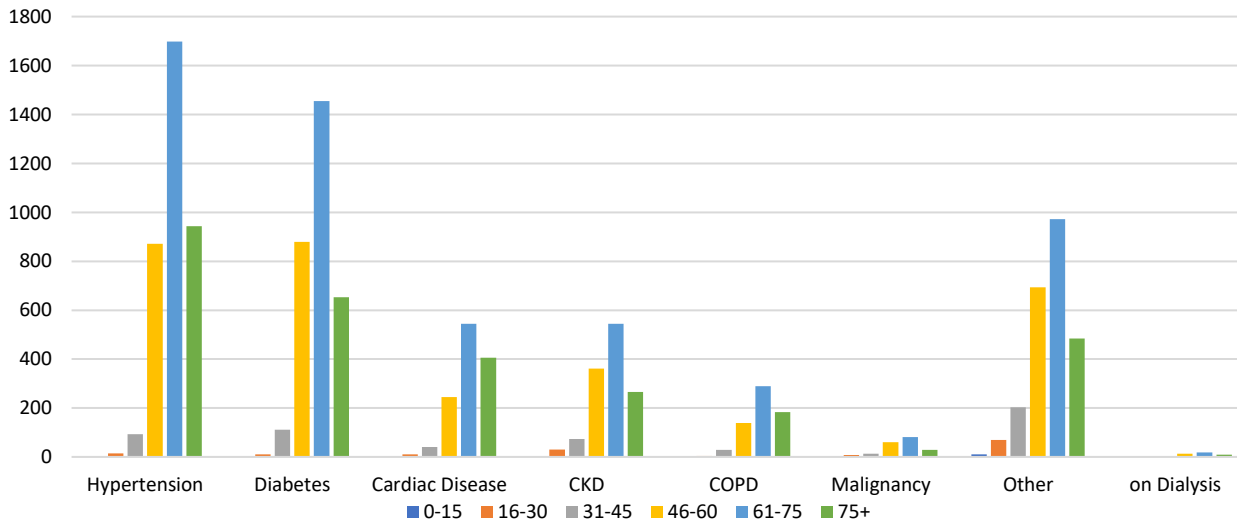
Comorbidity Status in Deceased Cases (n=8,916)



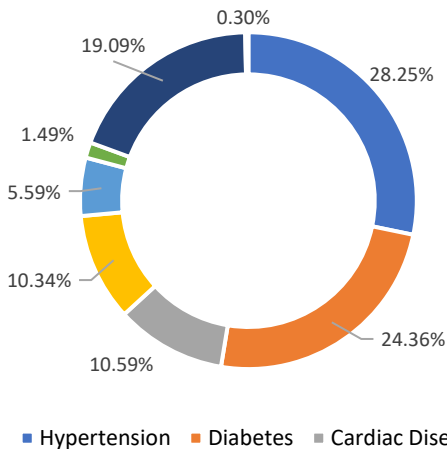
Fatality Rate in Respective Age Brackets & Gender Group



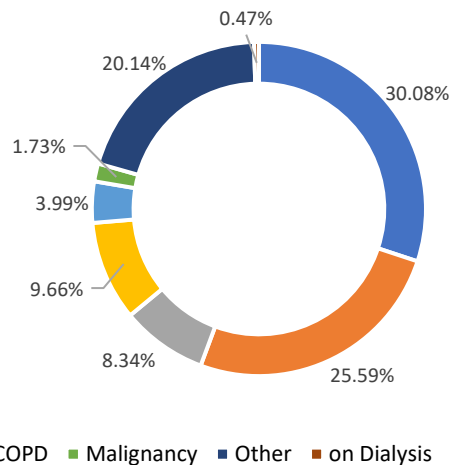
Age Group Wise Comorbidities Among Deceased



Share of Comorbidities in Male



Share of Comorbidities in Female



FATALITY ANALYSIS



Department of Health & Family Welfare Govt. of West Bengal

WEST BENGAL COVID-19 HEALTH BULLETIN – 10th DECEMBER 2020

XI
EQUIPMENT SUPPLY

S. No	Equipment	Ordered by State Govt.	Received Yesterday	Total Received by State Govt.	Order Pending
1	PPEs	29.10 L	2,000	26.45 L	2.65 L
2	N95/FFP2 Masks	36.20 L	25,000	34.29 L	1.91 L
3	Regular Masks	85.20 L	30,000	80.60 L	4.60 L
4	Hand Sanitizers (In Ltrs.)	3.61 L	1,000	3.47 L	0.14 L
5	Gloves	75.00 L	30,000	70.20 L	4.80 L
6	Thermal Guns	20,000	NIL	20,000	NIL

XII
DEDICATED COVID-19 HELPLINE (24 X 7)

1. Dedicated COVID-19 Helpline : **1800 313 444 222**
2. Direct Telemedicine Line : **033 23576001**
3. Ambulance Service : **033 40902929**
4. COVID Telemedicine App "[Covid Telemedicine WB](#)" on Google Play Store
 - These services include allocation of beds in Govt. hospitals and Safe Homes
 - Telemedicine for citizens at large and those in home isolation
 - Ambulance service includes guidance and provision of Govt. ambulance
5. Tele-Psychological counselling services have started since August 1st, 2020.

General Queries			
1	A	Total Queries addressed in last 24 hours	2,267
	B	Total Queries addressed till 9 th December	14,76,813
Telemedicine			
2	A	Total consultations given in last 24 hours	2,310
	B	Total consultations given till 9 th December	5,18,701
Ambulance Services			
3	A	Ambulances assigned in last 24 hours	335
	B	Total calls received in last 24 hours	337
Tele-Psychological Counselling			
4	A	Counselling given in last 24 hours	2,181
	B	Counselling given till 9 th December	2,14,845

State Government Interventions :

- Weekly death rate is 1.61% .Both death rate and Infection rate are showing a downward trend.
- Status of availability of beds for COVID positive patients in government and private hospitals is available at Health & FW Department's website: www.wbhealth.gov.in
- Safe Homes : An initiative by the Government of West Bengal for care and treatment of asymptomatic/mild symptomatic COVID patients for whom home isolation is not possible /advisable
- As per State Government advisory Satellite Health Facilities are being developed by private hospitals in close vicinity of their hospitals as separate health facility for treatment of asymptomatic/mild symptomatic COVID patients. This intervention is expected to free beds in the hospitals for serious patients.

All the guidelines and orders relating to Covid-19 are posted on www.wbhealth.gov.in

You can follow us on :

Facebook at: <https://www.facebook.com/wbdhfw/>

Twitter at: <https://twitter.com/wbdhfw>