



# Department of Health & Family Welfare Govt. of West Bengal

## WEST BENGAL COVID-19 HEALTH BULLETIN - 5<sup>th</sup> AUGUST 2020

### Active COVID-19 Cases as on 5<sup>th</sup> August: 22,992

#### COVID 19 STATUS

S. No	Subject	Number
1	Total COVID-19 Cases till 4 <sup>th</sup> August	80,984
2	New COVID-19 Cases on 5 <sup>th</sup> August	2,816
3	<b>Total COVID-19 Cases till 5<sup>th</sup> August (1+2)</b>	<b>83,800</b>
4	Total Discharged	58,962 (+2,078)
5	Total Deaths as on 5 <sup>th</sup> August*	1,846 (+61)
6	<b>Active COVID-19 Cases as on 5<sup>th</sup> August</b>	<b>22,992 (+677)</b>
7	Discharge Rate (4/3)	70.36%

Note: All figures updated till 9AM, 5<sup>th</sup> August

#Daily increase/decrease with respect to previous day is shown as (+/-)

\*Complete analysis can be referred from **Section X**, (Page no. 5)

#### TESTING SNAPSHOT

S. No	Subject	Number
1	Samples Tested till 4 <sup>th</sup> August	9,78,980
2	Samples Tested on 5 <sup>th</sup> August	24,047
3	<b>Total Number of Samples Tested till 5<sup>th</sup> August (1+2)</b>	<b>10,03,027</b>
4	Tests per Million population	11,145
5	% of Positive Cases out of Samples Tested	8.35%
6	Total Testing Laboratories*	59
7	Testing Laboratories added this week	2
8	Testing Laboratories pending approval	1

\*Detailed breakup of these laboratories is given on **Page 4**

#### INFRASTRUCTURE DETAILS

S. No	Subject	Number
1	Total Number of Hospitals dedicated for treating COVID-19	83
2	Total Number of Govt. Hospitals dedicated for treating COVID-19	28
3	Total Number of Pvt. Hospitals requisitioned for treating COVID-19	55
4	Total Number of earmarked COVID-19 Beds	11,560
5	% Occupancy in COVID Beds	39.14%
6	Total ICU Beds in the COVID Hospitals	948
7	Total Number of Ventilators in the COVID Hospitals	395

#### IV

#### QUARANTINE DETAILS

Institutional Quarantine		
1	Total Govt. Quarantine Centres	582
2	Total number of people in Govt. Quarantine Centres	2,875
3	Total number of people released from Govt. Quarantine Centres	1,05,917
Home Quarantine		
1	Total Home Quarantined People	4,19,714
2	Total number of people currently in Home Quarantine	30,201
3	Total number of people released from Home Quarantine	3,89,513
Safe Homes		
1	Total Number of Safe Homes	106
2	Total Number of Beds in Safe Homes	6,908
3	Total Number of Patients in Safe Homes currently	1,644



# Department of Health & Family Welfare Govt. of West Bengal

## WEST BENGAL COVID-19 HEALTH BULLETIN - 5<sup>th</sup> AUGUST 2020

V

DISTRICT SNAPSHOT#

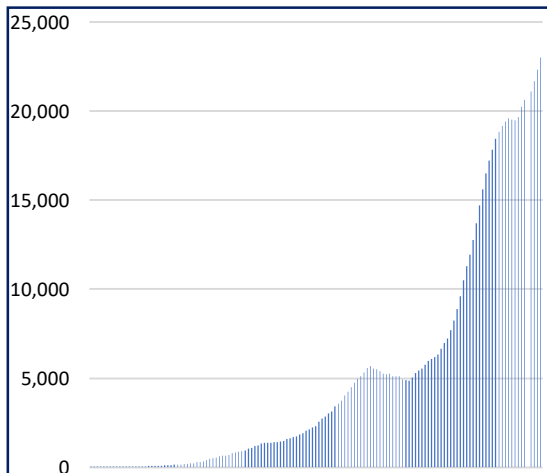
1	2	3	4	5	6 = 3-4-5	7
S. No	District	Total Cases	Total Discharged	Total Deaths	Total Active Cases	Last Reported Case
1	Alipurduar	530 <sup>+42</sup>	312 <sup>+36</sup>	4 <sup>+1</sup>	214 <sup>+5</sup>	4-August
2	Coochbehar	1,057 <sup>+44</sup>	643 <sup>+73</sup>	0	414 <sup>-29</sup>	4-August
3	Darjeeling	2,648 <sup>+59</sup>	1,884 <sup>+63</sup>	31 <sup>+4</sup>	733 <sup>-8</sup>	4-August
4	Kalimpong	111 <sup>+6</sup>	78	1	32 <sup>+6</sup>	4-August
5	Jalpaiguri	1,583 <sup>+37</sup>	1,190 <sup>+36</sup>	13	380 <sup>+1</sup>	4-August
6	Uttar Dinajpur	1,257 <sup>+14</sup>	1,037 <sup>+40</sup>	11 <sup>+1</sup>	209 <sup>-27</sup>	4-August
7	Dakshin Dinajpur	1,518 <sup>+102</sup>	1,062 <sup>+60</sup>	11 <sup>+1</sup>	445 <sup>+41</sup>	4-August
8	Malda	2,750 <sup>+144</sup>	2,108 <sup>+41</sup>	16 <sup>+1</sup>	626 <sup>+102</sup>	4-August
9	Murshidabad	1,051 <sup>+39</sup>	706 <sup>+33</sup>	13	332 <sup>+6</sup>	4-August
10	Nadia	1,294 <sup>+63</sup>	885 <sup>+31</sup>	12	397 <sup>+32</sup>	4-August
11	Birbhum	740 <sup>+13</sup>	497 <sup>+30</sup>	6	237 <sup>-17</sup>	4-August
12	Purulia	295 <sup>+3</sup>	194 <sup>+2</sup>	0	101 <sup>+1</sup>	4-August
13	Bankura	875 <sup>+27</sup>	651 <sup>+57</sup>	0	224 <sup>-30</sup>	4-August
14	Jhargram	38	31	0	7	3-August
15	Paschim Medinipur	1,323 <sup>+7</sup>	1,012 <sup>+15</sup>	17	294 <sup>-8</sup>	4-August
16	Purba Medinipur	1,937 <sup>+112</sup>	1,318 <sup>+21</sup>	15	604 <sup>+91</sup>	4-August
17	Purba Bardhaman	1,222 <sup>+70</sup>	736 <sup>+73</sup>	6 <sup>+1</sup>	480 <sup>-4</sup>	4-August
18	Paschim Bardhaman	1,306 <sup>+90</sup>	694 <sup>+27</sup>	11	601 <sup>+63</sup>	4-August
19	Howrah	8,925 <sup>+293</sup>	6,623 <sup>+229</sup>	230 <sup>+9</sup>	2,072 <sup>+55</sup>	4-August
20	Hooghly	3,939 <sup>+146</sup>	2,908 <sup>+68</sup>	66 <sup>+1</sup>	965 <sup>+77</sup>	4-August
21	North 24 Parganas	18,140 <sup>+709</sup>	12,287 <sup>+453</sup>	416 <sup>+13</sup>	5,437 <sup>+243</sup>	4-August
22	South 24 Parganas	5,993 <sup>+131</sup>	4,482 <sup>+95</sup>	104 <sup>+4</sup>	1,407 <sup>+32</sup>	4-August
23	Kolkata	25,202 <sup>+665</sup>	17,561 <sup>+595</sup>	860 <sup>+25</sup>	6,781 <sup>+45</sup>	4-August
24	Other State	66	63	3	0	6-Jun
<b>TOTAL</b>		<b>83,800<sup>+2,816</sup></b>	<b>58,962<sup>+2,078</sup></b>	<b>1,846<sup>+61</sup></b>	<b>22,992<sup>+677</sup></b>	

#District Wise data is subject to verification and may change

#Daily increase/decrease with respect to previous day is in superscript as +/- (Eg: +4)

VI

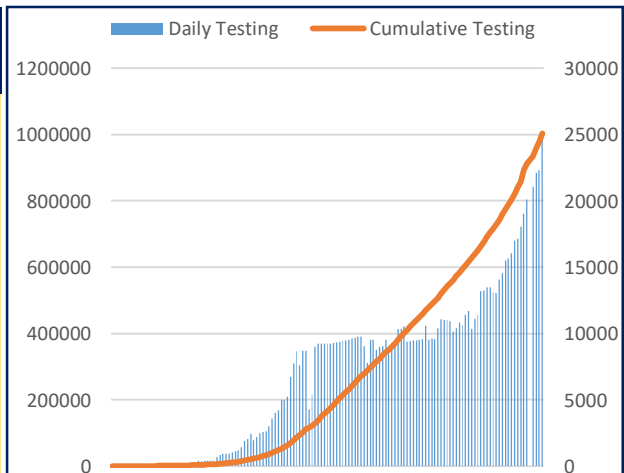
DAILY CUMULATIVE ACTIVE COVID-19 CASES



17<sup>th</sup> March to 5<sup>th</sup> August

VII

SAMPLES TESTED (Daily and Cumulative)



17<sup>th</sup> March to 5<sup>th</sup> August



# Department of Health & Family Welfare Govt. of West Bengal

## WEST BENGAL COVID-19 HEALTH BULLETIN - 5<sup>th</sup> AUGUST 2020

**VIII**

**UNIT WISE EQUIPMENT SUPPLY (CUMULATIVE)**

S. No.	Unit Name	PPE	N95/FFP2	Regular Masks		Gloves	Sanitizer (In ltr.)
				Reusable Mask	Disposable Mask		
1	Alipurduar	12,800	15,650	13,400	72,400	46,700	3,242.0
2	Bankura	22,250	23,200	20,800	83,050	52,200	5,048.0
3	Birbhum	23,450	15,200	25,400	49,550	6,200	4,271.0
4	Bishnupur HD	9,350	17,900	44,100	76,250	67,500	4,761.0
5	Coochbehar	23,600	15,850	24,700	23,100	4,700	2,704.0
6	Dakshin Dinajpur	12,900	12,550	21,500	73,100	49,700	4,071.0
7	Darjeeling	24,750	22,650	22,900	24,200	6,700	4,098.0
8	Diamond Harbour HD	24,250	16,600	25,500	64,550	38,500	2,734.0
9	Hooghly	29,370	21,250	39,000	73,700	64,600	5,841.0
10	Howrah	64,950	39,000	46,780	1,02,050	1,32,200	4,931.0
11	Jalpaiguri	21,800	20,100	43,400	68,000	10,700	3,863.0
12	Jhargram	7,550	7,300	24,890	36,550	26,200	2,993.0
13	Kalimpong	12,150	12,800	19,000	40,550	8,200	2,870.5
14	Malda	16,600	16,200	26,000	61,100	62,700	5,601.0
15	Murshidabad	18,333	26,480	42,700	69,100	29,700	8,380.0
16	Nadia	35,570	18,740	33,800	84,050	79,200	4,131.0
17	North 24 Parganas	39,300	31,040	31,440	86,000	43,700	6,433.5
18	Basirhat HD	25,320	23,230	31,280	90,550	1,03,500	3,197.0
19	Paschim Bardhaman	21,650	18,400	17,580	48,000	62,400	1,407.0
20	Paschim Medinipur	18,650	26,300	36,590	79,550	79,200	4,835.0
21	Purba Bardhaman	30,150	24,100	23,800	76,050	76,700	5,443.0
22	Purba Medinipur	25,050	17,000	32,220	16,050	12,600	1,731.0
23	Nandigram HD	9,750	16,700	30,140	81,050	55,200	5,629.0
24	Purulia	30,950	18,000	45,200	86,550	67,700	6,171.0
25	Rampurhat HD	16,650	14,900	24,800	36,550	36,500	3,787.0
26	South 24 Parganas	24,250	16,800	26,900	53,050	36,200	1,941.0
27	Uttar Dinajpur	29,750	23,850	37,600	70,050	43,700	3,903.0
28	Bankura S MC&H	10,000	23,150	10,200	97,000	1,04,500	1,060.0
29	Coochbehar MC&H	9,800	9,400	14,600	35,000	51,000	1,992.0
30	NB MC&H	22,850	37,600	20,000	1,14,200	1,07,000	4,190.0
31	Diamond Harbour MC&H	9,300	11,500	9,600	85,000	91,500	1,898.0
32	Malda MC&H	12,800	31,800	13,100	1,26,000	1,25,500	3,318.0
33	Murshidabad MC&H	20,130	28,950	14,600	62,500	80,500	1,590.0
34	Bardhaman MC&H	15,400	20,600	17,500	93,000	95,500	2,698.0
35	Medinipur MC&H	25,700	27,300	24,100	1,27,500	90,500	5,398.0
36	Purulia MC&H	10,300	12,700	51,600	67,500	62,500	2,098.0
37	Rampurhat MC&H	15,400	13,900	17,600	27,000	36,500	6,998.0
38	Raiganj MC&H	8,100	7,900	11,100	25,000	31,500	1,490.0
39	JNM MC&H	13,000	15,000	22,000	40,000	20,500	1,672.0
40	Sagar Dutta MC&H	20,620	23,330	17,600	75,050	92,000	3,778.0
41	ID & BG Hospital	33,050	36,800	20,600	73,100	50,500	2,671.0
42	RG Kar MCH	27,850	41,000	15,800	1,75,050	1,84,700	4,607.0
43	NRS MCH	33,750	34,500	30,300	82,550	72,500	3,140.0
44	IPGMER & SSKMH	63,400	57,590	50,100	2,62,550	2,58,500	7,267.0
45	Medical College, Kolkata	76,450	66,000	18,800	1,56,050	2,12,500	4,612.0
46	CNMCH	36,350	32,300	23,150	1,08,500	34,500	2,972.0
47	Other Govt Dept/Institutions	2,43,376	2,21,690	1,75,058	4,82,626	5,29,602	32,633.3
48	Stock in hand-In Transit	6,50,493	1,10,240	4,01,531	7,32,282	88,308	25,690.9
<b>TOTAL</b>		<b>19,89,262</b>	<b>13,95,040</b>	<b>17,90,359</b>	<b>47,72,208</b>	<b>37,23,210</b>	<b>2,35,790.2</b>

*\*In addition to State supply, local procurement is also done.*



# Department of Health & Family Welfare Govt. of West Bengal

## WEST BENGAL COVID-19 HEALTH BULLETIN - 5<sup>th</sup> AUGUST 2020

IX

DETAILS OF TESTING LABS

S. No.	Name of Testing Lab	Samples Tested	Method of Testing	Functional WEF
1	NICED	74,717	RT-PCR	Since Beginning
2	SSKM	80,258	RT-PCR	17-Mar
3	Medinipur MCH	72,094	RT-PCR	24-Mar
4	North Bengal MCH	93,561	RT-PCR	29-Mar
5	School of Tropical Medicine	45,012	RT-PCR	1-Apr
6	Apollo Hospital	9,437	RT-PCR	6-Apr
7	Tata Medical Centre	8,062	RT-PCR	6-Apr
8	Malda MCH	50,278	RT-PCR	8-Apr
9	Dr. Lal Pathlab	77,115	RT-PCR	17-Apr
10	Command Hospital	7,419	RT-PCR	17-Apr
11	CNCI	6,846	RT-PCR	22-Apr
12	RG Kar MCH	64,743	RT-PCR	24-Apr
13	SURAKSHA	39,407	RT-PCR	24-Apr
14	Murshidabad MCH	45,836	RT-PCR	26-Apr
15	Peerless	11,787	RT-PCR	30-Apr
16	Burdwan MCH	36,318	RT-PCR	6-May
17	MCH Kolkata	14,283	RT-PCR	8-May
18	NRS MCH	23,296	RT-PCR	12-May
19	Sanaka Hospitals	36,906	RT-PCR	12-May
20	Medica Hospital	30,392	RT-PCR	15-May
21	Bankura MCH	28,559	RT-PCR	22-May
22	Suri DH	20,910	RT-PCR	22-May
23	Coochbehar GMCH	2,628	RT-PCR	6-Jun
24	COMJNM Kalyani	19,241	RT-PCR	10-Jun
25	Desun Hospital	1,025	RT-PCR	17-Jun
26	RN Tagore Hospital	3,092	RT-PCR	24-Jun
27	Raigunj MCH	8,276	RT-PCR	26-Jun
28	Jagannath Gupta Institute of Medical Sciences	565	RT-PCR	6-Jul
29	ESI-Postgraduate Institute of Medical Science and Research	1,251	RT-PCR	16-Jul
30	Remedy Lifecare, Kolkata	479	RT-PCR	21-Jul
31	AMRI Salt Lake	3,373	CBNAAT	1-May
32	CMRI	2,538	CBNAAT	13-May
33	AMRI Dhakuria	6,596	TRUENAT	19-May
34	Asansol DH	1,116	TRUENAT	19-May
35	Jhargram DH	609	TRUENAT	19-May
36	Rampurhat MCH	4,273	TRUENAT	19-May
37	CNMCH	2,645	TRUENAT	20-May
38	Falakata SSH	2,184	TRUENAT	20-May
39	DH GMCH	2,431	TRUENAT	20-May
40	Balurghat DH	1,413	TRUENAT	22-May
41	Serampore DH	959	TRUENAT	25-May
42	Uluberia SSH	738	TRUENAT	27-May
43	Jangipur SDH	604	TRUENAT	27-May
44	Egra SDH	324	TRUENAT	27-May
45	COMSDH	887	CBNAAT	27-May
46	MR Bangur Hospital	233	TRUENAT	28-May
47	Chanchal SDH	249	TRUENAT	28-May
48	Biswa Bangla Krirangan COVID Hospital	1,351	TRUENAT	31-May
49	Purulia Govt. MCH	2,238	TRUENAT	3-Jun
50	Woodlands	797	CBNAAT	11-Jun
51	Alipurduar DH	1,032	TRUENAT	16-Jun
52	SRL Lab	1,276	CBNAAT	18-Jun
53	Basirhat DH	184	TRUENAT	19-Jun
54	Anandaloke Sonoscan, Siliguri	372	TRUENAT	27-Jun
55	Gangarampur SDH	318	CBNAAT	16-Jul
56	Contai SDH	223	TRUENAT	20-Jul
57	ILS hospital	121	TRUENAT	25-Jul
58	Uttar Latabari DH	67	TRUENAT	4-Aug
59	Nandigram SSH/DH	86	TRUENAT	4-Aug
60	Antigen Test done within the State	32,654	-	-
61	Samples Tested in Labs Outside the State	17,343	RT-PCR	-
<b>TOTAL</b>		<b>10,03,027</b>		

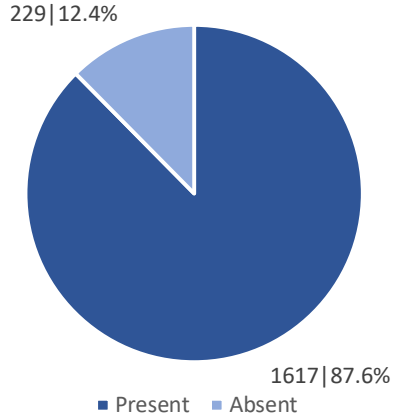
Note: Average tests per CBNAAT and TRUENAT machines are 32 per day and 16 per day respectively



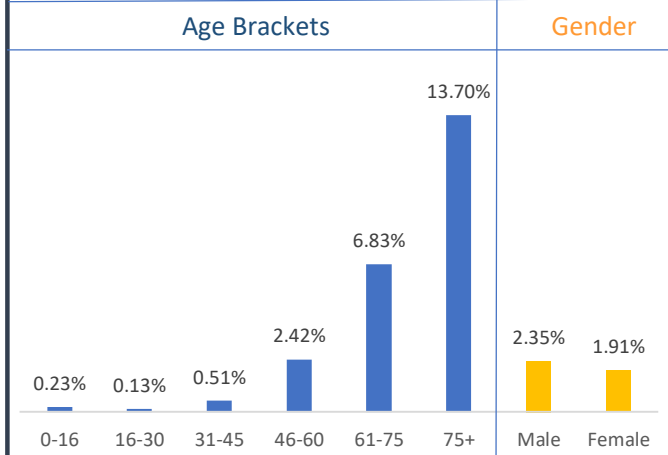
WEST BENGAL COVID-19 HEALTH BULLETIN - 5<sup>th</sup> AUGUST 2020

X

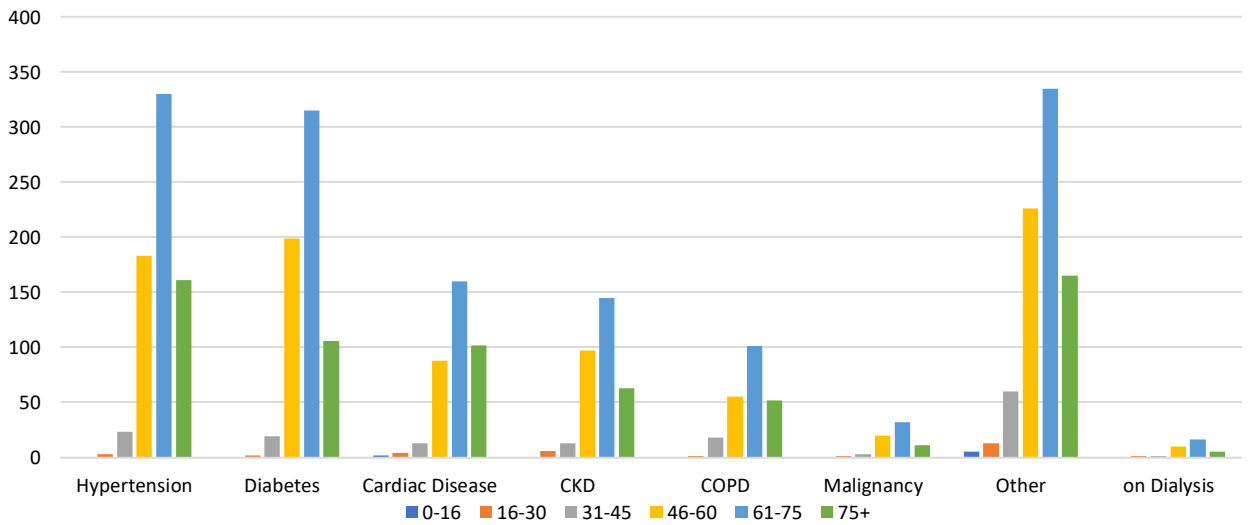
**Comorbidity Status in Deceased Cases (n=1,846)**



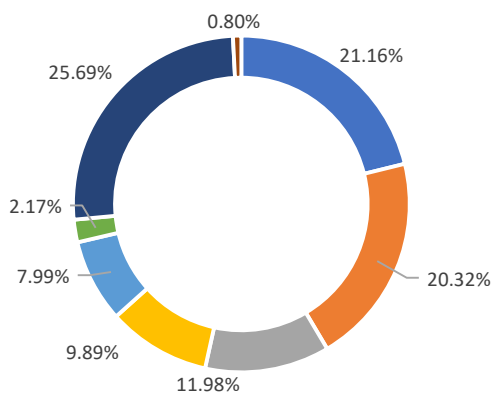
**Fatality Rate in Respective Age Brackets & Gender Group**



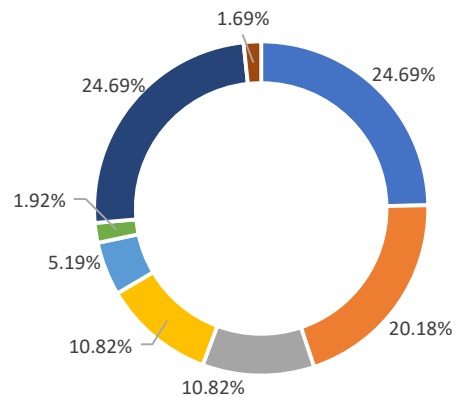
**Age Group Wise Comorbidities Among Deceased**



**Share of Comorbidities in Male**



**Share of Comorbidities in Female**



FATALITY ANALYSIS



# Department of Health & Family Welfare Govt. of West Bengal

## WEST BENGAL COVID-19 HEALTH BULLETIN - 5<sup>th</sup> AUGUST 2020

**XI**
**EQUIPMENT SUPPLY**

S. No	Equipment	Ordered by State Govt.	Received Yesterday	Total Received by State Govt.	Order Pending
1	PPEs	23.60 L	10,000	19.18 L	4.42 L
2	N95/FFP2 Masks	37.50 L	15,000	12.99 L	24.51 L
3	Regular Masks	49.50 L	20,000	45.35 L	4.15 L
4	Hand Sanitizers (In Ltrs.)	2.51 L	1,000	2,18,000	33,000
5	Gloves	39.50 L	20,000	34.10 L	5.40 L
6	Thermal Guns	20,000	NIL	20,000	NIL

**XII**
**DEDICATED COVID-19 HELPLINE (24 X 7)**

1. Dedicated COVID-19 Helpline : **1800 313 444 222**
2. Direct Telemedicine Line : **033 23576001**
3. Ambulance Service : **033 40902929**
4. COVID Telemedicine App "[Covid Telemedicine WB](#)" on Google Play Store
  - These services include allocation of beds in Govt. hospitals and Safe Homes
  - Telemedicine for citizens at large and those in home isolation
  - Ambulance service includes guidance and provision of Govt. ambulance

### General Queries

1	A	Total calls received in last 24 hours	3,301
	B	Total calls received till 4 <sup>th</sup> August	10,28,994

### Telemedicine

2	A	Total calls received in last 24 hours	2,912
	B	Total calls received till 4 <sup>th</sup> August	42,584

### Ambulance Services

3	A	Total number of Ambulances assigned	513
	B	Total calls received in last 24 hours	535

### State Government Interventions :

- Treatment is free for all patients in all Government Hospitals
- Govt. has requisitioned private hospitals as COVID hospitals
- Govt. reimburses these hospitals at already notified rates
- Status of availability of beds for COVID positive patients in government and private hospitals is available at Health & FW Department's website: [www.wbhealth.gov.in](http://www.wbhealth.gov.in)
- Safe Homes : An initiative by the Government of West Bengal for care and treatment of asymptomatic/mild symptomatic COVID patients for whom home isolation is not possible /advisable
- As per State Government advisory Satellite Health Facilities are being developed by private hospitals in close vicinity of their hospitals as separate health facility for treatment of asymptomatic/mild symptomatic COVID patients. This intervention is expected to free beds in the hospitals for serious patients.

All the guidelines and orders relating to Covid-19 are posted on [www.wbhealth.gov.in](http://www.wbhealth.gov.in)

You can follow us on :

Facebook at: <https://www.facebook.com/wbdhfw/>

Twitter at: <https://twitter.com/wbdhfw>