

WBSIDC

Supporting and Promoting SSI Since 1961



Catalogue for Hospital Furniture

**THE WEST BENGAL SMALL INDUSTRIES
DEVELOPMENT CORPORATION LTD.**

(A Govt. of West Bengal Undertaking)

PREFACE

The West Bengal Small Industries Development Corporation Ltd., a Government of West Bengal Undertaking under the aegis of MSME & T Department, has been functioning since 1961 with an objective to promote small entrepreneurs in a wider business arena. The Corporation, to be more specific, extends marketing support to enlisted Small Scale Units engaged with manufacturing wooden, steel and even specialized hospital furniture for supply to various Govt. Departments and Hospitals in West Bengal by providing secured supply order to them. At present more than 100 Small Scale units are being assisted on regular basis.

To deal with the growing demand for need-based, space-saving furniture at par with those available in the open market, the Small Scale units located all over the State are now trying to upgrade their infrastructure to ensure quality production. The W.B.S.I.D.C.Ltd. is also committed to encourage them in their skill and capacity building and ensure timely supply of furniture as per buyer's choice as well. The W.B.S.I.D.C. Ltd. also undertakes specialized / interior decoration work and customized furniture job as per requirements of the indenter.

This catalogue contains a comprehensive display of wooden, steel and specialized hospital furniture with CMS specification which are being manufactured by the SSI units enlisted with WBSIDC Ltd. Hope this will help the Department of Health & Family Welfare in indenting their order to WBSIDCL.

WBSIDC Ltd., Kolkata



ANAESTHETIC TABLE

Product Code:
SHF-1/2923



Framework made of MS tube 25mm dia and cross support of 16 mm dia MS tube. Two shelves of Aluminium sheet 1.0 mm thick. Rails in three sides. Mounted on 50 mm dia swivel castors. Epoxy powder coated synthetic enamel finish. Overall dimension- 400 x 400 x 800 mm

BACK REST STEEL



Product Code:
SHF-2/2924

Mild Steel structure with provision to adjust the angle for the back. Can be used with the beds for patient comfort. Pre treated and powder coated / enamel finish. Dimension- 875 x 600 mm

BED STEAD FOWLER POSITION



Product Code:
SHF-3a/2925(b)

Hospital Fowler Bed with facility to raise back and upper leg sections, operated by crank mechanism, provided at foot end of the bed. Main bed frame made of 60mm x 30mm x 16 gauge rectangular MS tube. Four section top made of 1.2 mm thick CRCA sheet with perforations at regular intervals. Provision for IV poles at four locations. 31.7 mm dia x 16 gauge MS tubular head and leg bows with four swivel castors of 100 mm diameter two with brakes. Thoroughly pre treated and epoxy powder coated synthetic enamel finish.

Optional

1. Drop side type safety side railings
2. Bed attached telescopic full SS IV stand

Overall approximate dimension- 2100 mm L x 900 mm W x 600 mm H

BED STEAD SINGLE FOWLER



Product Code:
SHF-3b/2926(c)

Hospital Fowler Bed with facility to raise back section, operated by crank mechanism, provided at foot end of the bed. Main bed frame made of 60mm x 30mm x 16 gauge rectangular MS tube/. Two section top made of 1.2 mm thick CRCA sheet with perforations at regular intervals. Provision for IV poles at four locations. 31.7 mm dia x 16 gauge MS tubular head and leg bows with good quality rubber stump foot. Thoroughly pre treated and epoxy powder coated.

Optional

1. Drop side type safety side railing
2. Bed attached telescopic full SS IV stand
3. Four swivel castors 100 mm dia two with brakes

Overall approximate dimension- 2100 mm L x 900 mm W x 600 mm H

BED STEAD SINGLE FOWLER CHILD



Product Code:
SHF-3c/2926(d)

Main bed frame made of 50 x 25 x 18 gauge MS rectangular tubes with two cross supports. Top made of 1 mm thick CRCA sheet with perforations at regular intervals. Head and leg bows of equal height made of 31 mm dia MS tube with cross supports. Vertical bars should be of intervals not more than 100 mm. A pair of full length safety side rails of 18" height. Pre treated and epoxy powder coated.

Overall approximate dimension- 1370mm L x 750mm W x 600 mm H.

BOWL STAND ON THREE LEGS



Product Code:
SHF-5/2927

Vertical members of 25 mm dia MS tube. Rings made of 12 mm dia MS rod. Suitable to hold two 350 mm dia bowl. Mounted on 50 mm dia swivel castors. Synthetic enamel/Epoxy powder coated finish.



INSTRUMENT CABINET ON TUBULAR STEEL

Product Code:
SHF-10/2932



Under structure made of 25 mm dia MS tube with cross support of 16 mm dia Tube. Cabinet made of 38 x 38 x 3 mm angle iron with CRCA sheet back. Side glasses are of 3 mm thick and 3 shelves made of 6 mm polished edges glass. Nickel plated handle with lock. Total height- 1500 mm . cabinet size- 600 x 450 x 300. Synthetic enamel / epoxy powder coated finish.

INSTRUMENT CABINET SINGLE STOOL

Product Code:
SHF-11/2933



Built of 38 x 38 x 3 mm angle iron. CRCA sheet back. Sides and door made of 4 mm thick glass and 5 shelves of 6 mm thick polished edges glass. Nickel plated fittings, bascule lock and key. Overall dimension 1500 x 600 x 400mm. Synthetic enamel/epoxy powder coated finish.

INSTRUMENT OR DRESSING TABLE



Product Code:
SHF-15/2937

31 mm OD tubular upright members with 16 mm OD cross support. 1mm thick aluminium sheet top with three side rails. Mounted on 50 mm dia swivel castors. Synthetic enamel/ powder coated finish. Overall dimension- 750 x 450 x 800 mm.

DRESSING TABLE

Product Code:
SHF-16/2938



Built of 31 mm dia MS tubes with 16 mm dia cross supports. Stainless steel shelves with three side rails. Mounted on 100 mm dia swivel caster. Complete with swing away type SS bowl and Tray. MS parts epoxy powder coated finish and SS polished bright/matt. Dimension- 750 x 450 x 800 mm.

INSTRUMENT TABLE CURVED

Product Code:
SHF-17/2939



31 mm OD MS tubular frame with 16 mm OD cross support. 1 mm thick Aluminium sheet top. Mounted on 5 ball castors of 50 mm dia. White enamel finish. Overall dimension- 350 mm wide x 1100 mm corner to corner.

INSTRUMENT TABLE, MAYO'S



Product Code:
SHF-18/2940

Mild steel tubular construction. Stainless steel tray. Mounted on 50 mm dia ball castors. Height adjustable from 750 - 1050 mm.

INVALID CHAIR, SELF PROPELLING



Product Code:
SHF-19/2941

Invalid wheel chair , self propelling, fitted with two 125 mm rubber castors and two wheels of 600 mm dia. Side ring for self propelling.

IRRIGATOR STAND (SALINE STAND)



Product Code:
SHF-20/2942

Built of 25 mm OD MS tubes and 12 mm dia MS rod. Mounted on cast iron tripod base. Fitted with bowl ring for 150 mm bowl. (synthetic enamel / powder coated).

LABOUR TABLE



Product Code:
SHF-21/2943

Built of tubular steel frame of 31 mm and 25 mm dia. Aluminium sheet top with an aluminium gutter at the foot end for drainage. Fitted with leg supports of 16 mm dia steel rods. Mounted on four stump feet. Synthetic enamel/ epoxy powder coated finish. Overall dimension- 1800 x 700 x 750 mm.

LABOUR TABLE (SECTIONAL)

Product Code:
SHF-22/2944



Built of 31mm OD MS tubes and 25 mm MS tube in two sections, which can be fastened and separated easily. 1 mm thick Stainless steel sheet top. Head section is mounted on stump feet and leg section is mounted on 100 mm dia swivel castors. Fitted with two lithotomy rods with strap. Overall dimension- 2025 x 750 x 750 mm. Sectional mattress is optional.

MATERNITY & EXAMINATION TABLE

Product Code:
SHF-23/2945



MS tubular framework of 31mm dia and 25mm dia. 1.2 mm MS sheet top. Head section can be adjusted on ratchet. Two leg supports of 16 mm rod. Epoxy powder coated synthetic enamel finish. Overall approximate dimension- 1800 x 600 x 750.

OPERATION STOOL REVOLVING



Product Code:
SHF-24/2946

Tubular framework. 25mm dia screw to raise and lower. 12" dia Stainless steel top. Epoxy powder coated synthetic enamel finish. Range- 462 mm to 688 mm.

OPERATION TABLE(GEN. & GYNEAO)



Product Code:
SHF-26/2948

Built of 31 mm and 25 mm OD MS tube. 1.2 mm thick G.I. sheet top in three sections. Mounted on 62.5 " castor wheels. Leg supports made of 16 mm dia rod. Synthetic enamel/ epoxy powder coated finish. Overall approximate dimension- 1800 x 550 x 825 mm.

STEPS FOR PATIENTS & SURG. USE

Product Code:
SHF-28/2950



Tubular steel construction with CRCA sheet top. Overall approximate dimension- 460 x 460 x 460. Epoxy powder coated synthetic enamel finish.

OXYGEN CYLIN. STAND OBLIQUE MODEL

Product Code:
SHF-29/2950(a)



Built of tubular steel of 25 mm and 31 mm dia. Suitable to carry one 0.566 or 1.132 cu mtrs. Cylinder. Chain to secure the cylinder. Mounted on four 50 mm dia swivel castors. Synthetic enamel/ epoxy powder coated finish.

OXYGEN CYLIN. STAND ECONO. MODEL



Product Code:
SHF-29a/2950(b)

Built of MS flat section. Suitable to carry one cylinder of 0.566 or 1.132 cu mtrs cylinder. Mounted on 50 mm dia ball castors. Epoxy powder coated synthetic enamel finish.

POST MORTEM TABLE

Product Code:
SHF-30/2951



Built of 31 mm and 25 mm dia MS tubes. 1 mm thick Stainless steel top sloping towards foot end with 50 mm dia hole for drainage. Overall approximate dimension 1800 x 600 x 850 mm. Epoxy powder coated synthetic enamel finish.

STRETCHER TROLLEY



Product Code:
SHF-31a/2952b

Built of 38 mm OD MS tube with 31 mm OD cross supports. 1.2 mm thick aluminium sheet top slightly hollowed. Mounted on four 150 mm dia swivel castors. Stretcher frame either fixed or detachable as desired. Synthetic enamel/ epoxy powder coated finish.

SHADOWLESS LIGHT WITH STAND MD

Product Code:
SHF-35/2956



Shadowless Lamp, 300 mm dia. The lamp head can be rotated in any direction. Vertical telescopic adjustment. Has sufficient extension to project over the operation table. Mounted on heavy quadruped base, fitted with castors. Complete with electric bulb, 220 V AC/DC and a heat absorbing light blue glass filter.

SHADOWLESS LIGHT CEILING TYPE 4 BULB

Product Code:
SHF-36



Single dome shadowless cold light with unrestricted radial and vertical movements.

- Dome dia – 500-510 mm
- Reflectors- 4 Dichroic glass reflectors
- Intensity- 100000 Lux (max)
- Color temperature- 4300 K
- Bulb- 4 x 12V – 50W Halogen

SHADOWLESS LIGHT CEILING TYPE 7 BULB

Product Code:
SHF-37



Single dome shadowless cold light with unrestricted radial and up-down movements.

- Dome dia – 700-720 mm
- Reflectors- 7 Dichroic glass reflectors
- Intensity- 150000 Lux (max)
- Color temperature- 4300 K
- Bulb- 7 x 12V – 50W Halogen

OPERATION TABLE: HYDRAULIC SYS

Product Code:
SHF-38



Side End Control OT Table with Hydraulic pump operated high low obtained by Foot Pedal. Five section stainless steel top. Other operating positions include Lateral Tilt, Trendelenburg & Reverse Trendelenburg, Back Section Raising etc can be easily achieved by hand operated screws. Head and Leg sections are manually interchangeable for the Chair Position. Built in Kidney Bridge and large perineal cut out for drainage. Floor locking device.

Overall Approx Dimension

1. Top Dimension -- 1870 mm L x 520 mm W
2. Height Adjustment -- 775 mm ~ 1025 mm
3. Lateral Tilt -- 20° / 20°
4. Trendelenburg / Reverse -- 25°
5. Back rest -- 0° ~ 60°
6. Leg Rest -- 0° ~ 90°
7. Kidney Elevation -- 150 mm

Standard Accessories :

1. Anesthetic Screen Frame (L Shaped) -- 1 Pc
2. Shoulder Support with pad. -- 1 Pair
3. Arm Boards with pad. -- 1 Pair
4. Lateral Support with pad. -- 1 Pair
5. Knee crutches Geopel type. -- 1 Pair
6. Water proof foam, rexene mattress -- 1 set

Optional Accessories :

1. Ortho Attachment
2. Neuro Attachment

BOYELS APPARATUS: ANAESTHESIA MACHINE

Product Code:
SHF-40



- MS Powder coated Trolley
- Stainless steel table top tray
- Modified monitoring accessories tray
- 5" dia antistatic breaking caster wheels
- High efficiency forged regulators & Yokes with S.S. fittings
- Oxy locked NO2 supply
- Oxy failure warning device
- Change over mechanism with Oxy flush (Open and close circuit)
- Oxygen and Nitrous Oxide gas inlet point 2 nos each
- Standard Magill's circuit
- Hypoxia guard
- Vaporizer Ether and Halothane
- High precision pressure relief cum non-return valve
- Rubber components antistatic tested
- Oxygen outlet for driving ventilator (Double)
- CO2 Circle Absorber
- Large O2 & NO2 gauge two nos each for better visibility and clarity
- Provision for – Tec Vaporizer & 10 Liter w/c cylinder carrier.

SHADOWLESS SPOT LIGHT E/B OPT.

Product Code:
SHF-42



Mobile shadow less light. 350 mm dia single reflector. Light head can be adjusted easily. Halogen lamp. Heat absorbing glass filter.

ICU BED (HIGH LOW)

Product Code:
SHF-47



ICU Bed with adjustable backrest, knee rest, height and trendlenburg / Reverse Trendlenburg positions on separate crank mechanism, provided at foot end of the bed. Main bed frame made of 60 mm x 30 mm x 16 gauge MS rectangular tube. 1.2 mm thick CRCA Perforated Sheet Top. Polymer Moulded Removable Head & Foot Board. Collapsible type/ four part moulded safety side railing. Four locations for IV pole. Mounted on 125 mm dia polymer moulded anti rust type swivel castors, two with brakes. Urine bag holder, telescopic IV pole. Thoroughly pre treated and epoxy powder coated.

Dimensions:

- (i) Overall approx dimensions : 2150 to 2160 mm L x 1010 to 1020 mm W
- (ii) Bed Frame approx dimension : 2060 to 2070 mm L x 900 to 910 mm W
- (iii) Minimum Height 530mm approx (without Mattress)
- (iv) Maximum Height 740 mm approx(without mattress)

FOWLER BED WITH RAILS & I.V. POLE

Product Code:
SHF-48



Hospital Fowler Bed with facility to raise back and upper leg sections, operated by crank mechanism, provided at foot end of the bed. Main bed frame made of 60mm x 30mm x 16 gauge rectangular MS tube. Four section top made of 1 mm thick CRCA sheet with perforations at regular intervals. Provision for IV poles at four locations. Mounted on four 125 mm dia swivel castors, two with brakes. Polymer moulded head and foot boards. Thoroughly pre treated and epoxy powder coated.

Overall approximate dimension- 2100 mm L x 900 mm W x 600 mm H

BABY CRADLE

Product Code:
SHF-49



MS cage mounted on rectangular tubular stand with castors, facility to swing and lock. Complete with fluid hanging adjustable hook and mattress. Pre treated and epoxy powder coated finish. Overall approximate dimension- 535 L x 380 W x 820 H.

FOOT STEP SINGLE

Product Code:
SHF-50



MS tubular structure fitted with PVC stumped legs. CRCA sheet top. Pre-treated and epoxy powder coated finish. Overall approximate dimension- 460 L x 460 W x 460 H.

MOBILE I.V. STAND

Product Code:
SHF-51



Five pronged MS base with 50 mm dia castors. 31mm Dia 18 gauge SS tube. 10 mm dia SS rod with double hooks. Height adjustment from 1370 mm to 2400 mm. MS base epoxy powder coated and SS parts are buffed bright.

OVER BED TABLE

Product Code:
SHF-52



MS tubular structure. Laminated board top. Mounted on 50 mm dia swivel castors. Epoxy powder coated finish. Overall approximate dimension- (Top)- 812 x 406 x 1042 H.

CRASH CART TROLLEY

Product Code:
SHF-53



Stainless steel 25 mm dia x 18 gauge tubular structure with two SS shelves. Six colour removable bins and two polystyrene lockable storage units with three drawers each. Epoxy powder coated Oxygen cylinder carrier, SS IV rod and cardiac massage board. Corner buffers on all four sides. Mounted on four 125 mm dia synthetic body swivel castors, two with brakes.

Overall approximate dimension: 960 mm L x 500 mm W x 1540 mm H

TROLLEY MAYO'S

Product Code:
SHF-54



Stainless steel tubular construction. Stainless steel tray. Mounted on 50 mm dia ball castors. Height adjustable from xxxx

MEDICINE TROLLEY WITH TWO DRAWERS

Product Code:
SHF-55



Stainless Steel tubular frame mounted on four 125 mm dia. castors wheels with synthetic body. Two Stainless Steel Shelves of 20 gauge 304 grade materials with protective railings on three sides. Top shelf has two lockable drawers.

Overall approximate dimension: 750 mm L x 500 mm W x 900 mm H

WHEEL CHAIR



Product Code:
SHF-56

Wheel chair fitted with four 150 mm Dia castor wheel two with brakes diagonally fitted.

X-RAY VIEW BOX (DOUBLE)

Product Code:
SHF-57



Mild steel construction with perplexed sheet front. Fitted with 2 nos fluorocent lamps in each compartment. Suitable for viewing two large X-ray films. Supplied with plug and cord.

X-RAY VIEW BOX (SINGLE)



Product Code:
SHF-58

Mild steel construction with perplexed sheet front. Fitted with 2 nos fluorocent lamps. Suitable for viewing one large X-ray films. Supplied with plug and cord.

S.S. TOP STOOL

Product Code:
SHF-59



MS tubular Structure. SS machine pressed sheet top. Rubber shoes on all four legs. Epoxy powder coated finish. Overall approximate dimension- 450 x 450 x 450.

DUO SHADOWLESS OT LIGHT 7+4 BULB

Product Code:
SHF-61



Dual dome shadowless cold light with flexible unrestricted radial turning

	Main Dome	Satelite Dome
Dome Dia	712 mm	508 mm
Reflectors	7 Dichroic coated glass reflectors	4 Dichroic coated glass reflectors
Intensity	150000 Lux (Max)	100000 Lux (Max)
Color Temperature	4300 K	4300 K
Bulb	7x12V – 50 W Halogen	4x12V – 50 W Halogen
C.R.I.	90	90

LITHOTOMY STAND FOR O.T. USE

Product Code:
SHF-62



Lithotomy Stand Made Of High Grade Stainless Steel For Long Term Performance. Fitted With Lithotomy Padded Rest. Cover With High Quality Rexene

BABY PERAMBULATOR

Product Code:
SHF-63



- Portable and lightweight
- Seat reclines in two positions - sitting and sleeping
- Safety belt for extra protection
- Fixed and rotational wheels with rear brakes
- Large multipurpose storage bag
- Canopy protects babies from harmful UV rays
- Recommended for aged children between 0-18 months

EXAMINATION COUCH

Product Code:
SHF-64



CRCA sheet construction. Two section upholstered top, main frame having three drawers and cabinet with sliding doors. Head section adjustable on lockable gas spring.

Overall approximate dimension- 1830 mm L x 560 mm W x 762 mm H.

MONITOR TROLLEY



Product Code:
SHF-65

Trolley consists of five MS shelves. Four shelves with SS rails which can be adjusted at desire height in between top shelf and drawer. MS drawer at bottom with lock mounted on four swivel castors, 125 mm dia.; two with brake. Suitable for keeping monitor, light source, printer, etc The trolley is provided with a socket to receive 5/15 Amp - 230 V A/C 3-pin plugs. Each output has "power ON/OFF" switch with indicator. Trolley has two handles, SS IV rod and gas cylinder cage. Pre treated & powder coated finish.

Overall approximate dimension : (680 mm(L) x 700 mm(D) x 1570 mm (H))

SP:II PATIENT TROLLEY WITH RAIL

Product Code:
SHF-68



Mild Steel tubular frame work mounted on four swivel castors of 150 mm dia. detachable stretcher- frame made of 31mm dia MS tube, stainless steel top. Oxygen cylinder cage, safety side railings and telescopic IV stand and utility tray are provided with the trolley. Pre treated and epoxy powder coated finish.

Overall approximate dimension : 1830 mm L x 555 mm W x 820 mm H

BED CUM TROLLEY

Product Code:
SHF-69



Heavy tubular under structure, height adjustable by crank mechanism, trendelenberg and reverse trendelenberg positions are also achieved by crank mechanism. removable upholstered stretcher with adjustable backrest on ratchet, SS IV rod, oxygen cylinder cage, mounted on four 125mm special castor, a pair of SS swing away type safety rails, Supplied with four corner buffers. Pre treated and epoxy powder coated to finish.

Overall approx Dimension : 1830mmL x 555mmW,
Overall 1905mmL x 710mmW

MONITOR TROLLEY REVOLVING

Product Code:
SHF-70



Trolley consists of five MS shelves. Four shelves with SS rails which can be adjusted at desire height in between top shelf and drawer. MS drawer at bottom with lock mounted on four swivel castors, 125 mm dia.; two with brake. Suitable for keeping monitor, light source, printer, etc The trolley is provided with a socket to receive 5/15 Amp - 230 V A/C 3-pin plugs. Each output has "power ON/OFF" switch with indicator. Trolley has two handles, SS IV rod and gas cylinder cage. Pre treated & powder coated finish.

Overall approximate dimension : (680 mm(L) x 700 mm(D) x 1570 mm (H))

ORTHO OPERATION TABLE- HYDRAULIC

Product Code:
SHF-71



Hydraulic Operation Table, C-Arm compatible model as per SHF 80. Fitted with complete set of Stainless steel Orthopedic attachment.

INSTRUMENTS TRAY

Product Code:
SHF-76



Stainless steel instrument tray (with cover) used for storing or soaking instruments.

These trays are also great for tweezers and all facial instruments.

Made of Heavy gauge SS sheet. Size: 12"x10"

BED PAN (S.S. WITH COVER)



Product Code:
SHF-77

Stainless steel die pressed construction with cover. Available in two varieties – 1) For male and 2) For Female use.

ENDOSCOPY TABLE(MANOUEVRE HYD)



Product Code:
SHF-78

MS tubular structure with two section X-ray permeable top. Height adjusted by hydraulic pump/ crank mechanism from 660mm to 910mm. Removable stretcher, backrest raised on ratchet. Gas spring assisted Trendelenburg/Reverse Trendelenburg position. Four imported swivel castors, 125mm dia., two with brake. Complete with corner buffers, , sliding X-Ray cassette holder, accessories tray, oxygen cylinder cage, SS telescopic IV rod and swing-away SS side railing. Epoxy Powder coated finish.

Overall approximate dimension : 1905mmL x 710mmW
Stretcher size: 1830mmL x 555mmW

STEEL

Product Code:
SHF-79



Main frame made of 60 x 30 x 16 gauge MS rectangular tube with two cross support of 50 x 25 x 18 gauge MS tube. Single section top made of 1mm thick CRCA sheet machine press bent with perforations at regular intervals. Detachable head and leg bows made of 31mm dia x 16 gauge MS tubes with 25 mm dia x 18 gauge cross support. Vertical supports of 15 mm dia MS tube. Provision for four mosquito net poles. Supplied with one set of mosquito net poles. Pre treated and epoxy powder coated. Bolt and nuts are anti rust coated.

Overall approximate dimension- 1980mm L x 900 mm W x 600 mm H.

C-ARM OT TABLE. ELECTRIC. WITH ORTHO ATTCH

Product Code:
SHF-80



Electrically operated with cable remote. Having all surgical position Chair, Neuro, Spinal, Flex / Reflex, Trendelenburg/ reverse Trendelenburg., Lateral, Lithotomy Position. The eccentrically position table column and inter-changeable head and leg section allow optima use of the C-ARM image Intensifier. Movement Controlled by the Actuators to achieve smooth and without any jerks. The Electric System is maintenance free, virtually silent, waterproof, shockproof, demands no force to operate and operates with greater strength and

smoother operation. Table is mounted on castors wheels with break. Head and leg sections are interchangeable. Bade and column covers and made of stainless steel for easy cleaning. Radio Translucent top. Stainless steel rails with clamps accepts all standard accessories.

Technical Date: 185 L x 50 W x 75 to 95 Ht. cm. Trendelenburg/ Reverse 35 deg. Lateral tilt 20 deg.


Flex/ Reflex 220 deg. Standard Accessories: Anaesthetist Screen, Arm rest with SS top, Padded Lateral Support, Padded Lithotomy Crutches, Padded shoulder support, Rubber mattress.

STANDARD ACCESSORIES:

1. Orthopaedic section,
2. Pelvic rest,
3. Pelvic support,
4. Foot plate with ortho shoes,
5. Tibia attachment,
6. Steinmann pin holding clamp,
7. Head rest for shoulder surgery.
8. Leg holder.

C-ARM ELECTRIC OT TABLE WITH REMOTE

Product Code:
SHF-81



Major C-ARM compatible OT table with smooth electro mechanical drive. Six Section X-Ray translucent Top with inbuilt kidney bridge. The top is eccentrically positioned for C-ARM imaging. Operating positions include Height Adjustment, Lateral Tilt, Trendelenburg & Reverse Trendelenburg, Back Section Raising etc can be easily achieved by Hand Held remote switch. Head and Leg sections are manually interchangeable for the Chair Position. Base & Column covers are made of Medical Grade Stainless Steel which is non-reflecting and is anti-bacterial. 3~4 Hours battery backup to avoid electrical connections during OT. Maximum load capacity 200 KG.

Overall Approx Dimension

1. Top Dimension -- 1890 mm L x 520 mm W
2. Height Adjustment -- 750mm ~ 1050mm
3. Lateral Tilt -- 20° / 20°
4. Trendelenburg / Reverse -- 30° / 25°
5. Back rest Up / Down -- 80° / 25°
6. Leg Rest Up / Down -- 15° / 90°
7. Kidney Elevation -- 150 mm

Standard Accessories :

1. Anesthetic Screen Frame (L Shaped) -- 1 Pc
2. Shoulder Support with pad. -- 1 Pair
3. Arm Boards with pad. -- 1 Pair
4. Lateral Support with pad. -- 1 Pair
5. Knee crutches Geopel type. -- 1 Pair
6. Water proof foam, rexene mattress -- 1 set

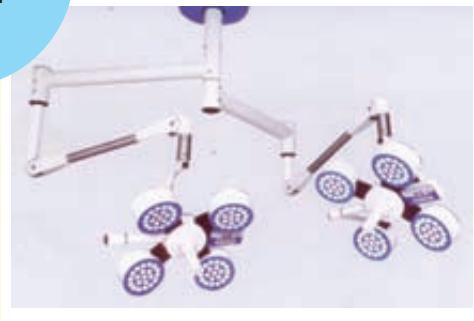
Optional Accessories :

1. Ortho Attachment
2. Neuro Attachment



LED OT LIGHT- CEILING LED (4+4) WITH REMOTE

Product Code:
SHF-82



Color temperature : Adjustable
Intensity : 1,10,000 LUX + 1,10,000 LUX
Size of Light Field : 12-30 cm
Colour Temperature : 4000~5000 K
LED Life : 40,000 Hrs

LED OT LIGHT- CEILING LED (4+4) WITHOUT REMOTE

Product Code:
SHF-83



Color temperature : Adjustable
Intensity : 1,10,000 LUX + 1,10,000 LUX
Size of Light Field : 12-30 cm
Colour Temperature : 4000~5000 K
LED Life : 40,000 Hrs

O.T. LIGHT CEILING LED (4+3) WITH REMOTE

Product Code:
SHF-84



TECHNICAL SPECIFICATIONS:

REFLECTOR SYSTEMS:	4+3 REFLECTORS.
ILLUMINATION INTENSITY:	1,40,000 + 90,000 LUX.
LED SERVICE LIFE:	50,000 HRS.
COLOUR TEMP.	5,500 K.
COLOUR RENDERING INDEX	90 Ra.
TEMP. INCREASE IN SURGEONS HEAD AREA.	< 20 C
INDEX LIGHT SPOT	200 – 250 MM
BRIGHTNESS ADJUSTMENT	NEARLY 0%-100% FROM R/C.
POWER INPUT	230 VAC/50/60 Hz.

O.T. LIGHT CEILING LED (3+3) WITH REMOTE

Product Code:
SHF-85



TECHNICAL SPECIFICATIONS:

REFLECTOR SYSTEMS:	3+3 REFLECTORS.
ILLUMINATION INTENSITY:	90,000 + 90,000 LUX.
LED SERVICE LIFE:	50,000 HRS.
COLOUR TEMP.	5,500 K.
COLOUR RENDERING INDEX	90 Ra.
TEMP. INCREASE IN SURGEONS HEAD AREA.	< 20 C
INDEX LIGHT SPOT	200 – 250 MM
BRIGHTNESS ADJUSTMENT	NEARLY 0%-100% FROM R/C.
POWER INPUT	230 VAC/50/60 Hz.

OT LIGHT- CEILING LED (4) WITH REMOTE

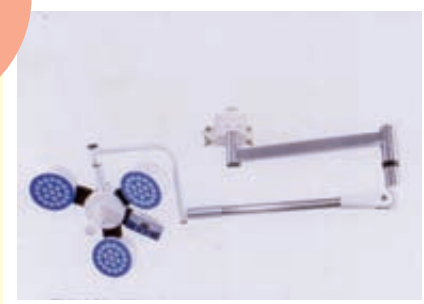
Product Code:
SHF-86



Color temperature : Adjustable
Intensity : 1,10,000 LUX
Size of Light Field : 12-30 cm
Colour Temperature : 4000~5000 K
LED Life : 35,000 Hrs

OT LIGHT- CEILING LED (3) WITH REMOTE

Product Code:
SHF-87



Color temperature : Adjustable
Intensity : 80,000 LUX
Size of Light Field : 12-30 cm
Colour Temperature : 4000~5000 K
LED Life : 35,000- 40,000 Hrs

SPOT LIGHT LED WITH 5S STAND

Product Code:
SHF-88



TECHNICAL SPECIFICATIONS:

REFLECTOR SYSTEMS:	1
ILLUMINATION INTENSITY:	35,000
LED SERVICE LIFE:	40,000 HRS.
COLOUR TEMP.	5,500 K.
COLOUR RENDERING INDEX	90 Ra.
TEMP. INCREASE IN SURGEONS HEAD AREA.	< 20 C
INDEX LIGHT SPOT	200 – 250 MM
BRIGHTNESS ADJUSTMENT	NEARLY 0%-100% FROM PANEL
POWER INPUT	230 VAC/50/60 Hz.

DIATHERMY MACHINES. 400 WATTS

Product Code:
SHF-89



TECHNICAL SPECIFICATIONS:

Automatic control output, guarantee surgery quality

- When turn on the Generator, it can check the system by itself

- Five kind of working model: Pure cutting, blend, Concreting, fulgerize, Bipolar

Memory function with 10 memory places for different setting: easy and fast set up

- This ESU can give alarm when the patient plate do not connect properly
 - The 1000KHZ radio-frequency frequency, reduces the organization to damage
 - There are three kinds of sound to show the 4 different working modes as the following: Error Warning, Cutting & Coagulation, Bipolar
 - Provides the high efficiency smoke absorber, protects the medical care personnel
 - Line Voltage: 20V/110V 50/60Hz
 - Power consumption 360VA(max.)
- 400 WATTS.

DIATHERMY MACHINES. 600 WATTS

Product Code:
SHF-90



TECHNICAL SPECIFICATIONS:

- Automatic control output, guarantee surgery quality
 - When turn on the Generator, it can check the system by itself
 - Five kind of working model: Pure cutting, blend, Concreting, fulgerize, Bipolar
 - Memory function with 10 memory places for different setting: easy and fast set up
 - This ESU can give alarm when the patient plate do not connect properly
 - The 1000KHZ radio-frequency frequency, reduces the organization to damage
 - There are three kinds of sound to show the 4 different working modes as the following: Error Warning, Cutting & Coagulation, Bipolar
 - Provides the high efficiency smoke absorber, protects the medical care personnel
 - Line Voltage: 20V/110V 50/60Hz
 - Power consumption 360VA(max.)
- 600 WATTS.

SYRINGE CUTTER WITH NEEDLE DESTROYER

Product Code:
SHF-98



Technical Specifications:-

- Portable Mode.
- Working in electricity (220 - 230 Volts).
- Needle destroyed in 4 – 5 seconds.
- Through spark gap system electrically & turn into ash.
- Easy to operate.
- Light weight.
- Shock protected & safe.

HOT FOOD TROLLEY. ELECTRIC. COVER TY. ALL SS. GR-304



Product Code:
SHF-100

Hot Food Tray Trolley

Body: Stainless Steel, Single / Double Walled.
Operation: Heater controlled by Thermostat. Optional built-in Blower.
Tray Size: 15½" L x 11½" W.

EMERGENCY RECOVERY TROLLEY ADV. TYPE

Product Code:
SHF-112



Specifications:

Size: 210 L x 68 W x 65-85. Framework made of round & rectangular tubes mounted on heavy-duty castors of 12.5 cm dia with two brakes. Offers trendenberg & reverse position and height adjustable by hydraulic pump fitted on one side of the trolley. Removable type Radio-lucent top in two section for obtaining backrest and fitted with a cassette holding tray underneath. Supplied with swing away type safety railing telescopic saline rod adjustable, steel storage tray and oxygen cylinder cage Finish in epoxy powder coated.

ICCU BED ELECTRIC OPERATED REMOTE

Product Code:
SHF-122



Four actuator ICU Bed with adjustable backrest, knee rest, height and trendlenburg / Reverse Trendlenburg positions obtained by hand held cabled remote switch . Main bed frame made of 60 mm x 30 mm x 16 gauge MS rectangular tube. 1.2 mm thick CRCA Perforated Sheet Top. Polymer Moulded Removable Head & Foot Board. Collapsible type/ four part polymer moulded safety side railing. Four locations for IV pole. Mounted on 125 mm dia polymer moulded anti rust type swivel castors, two with brakes. Urine bag holder, telescopic IV pole. Thoroughly pre treated and epoxy powder coated.

Dimensions:

- (i) Overall approx dimensions : 2150 to 2160 mm L x 1010 to 1020 mm W
- (ii) Bed Frame approx dimension : 2060 to 2070 mm L x 900 to 910 mm W
- (iii) Minimum Height 530mm approx (without Mattress)
- (iv) Maximum Height 740 mm approx (without mattress)

FOWLER BED ELECTRIC OPERATED REMOTE

Product Code:
SHF-123



Hospital Fowler Bed with facility to raise back and upper leg sections, operated by electric actuators. Cabled remote switch for operation. Main bed frame made of 60mm x 30mm x 16 gauge rectangular MS tube. Four section top made of 1 mm thick CRCA sheet with perforations at regular intervals. Provision for IV poles at four locations. Mounted on four 125 mm dia swivel castors, two with brakes. Polymer moulded head and foot boards. Thoroughly pre treated and epoxy powder coated.

Overall approximate dimension- 2100 mm L x 900 mm W x 600 mm H

SEMI FOWLER BED. ELEC. OPE. REMOTE

Product Code:
SHF-124



- * Size: L 180 x W 90 x H 60 cms.
- * Frame work made of strong rectangular steel tubes
- * Two section top of CRCA M.S. Sheet uniformly perforated
- * Legs of ERW tubular pipes mounted on four heavy duty Nylon Shoes
- * Head and leg bows of SS tubular pipes assembled to laminated planes
- * Four saline locations available

O.T. DRESSING BINS. ALL SS. GR-304. SMALL

Product Code:
SHF-126



- Made of SS
- SS grade 304.
- Heavy gauge SS sheets
- With locking systems
- Sizes: Small

O.T. DRESSING BINS. ALL SS. GR-304. Medium

Product Code:
SHF-127



- Made of SS
- SS grade 304.
- Heavy gauge SS sheets
- With locking systems
- Sizes: Medium

O.T. DRESSING BINS. ALL SS. GR-304. Large

Product Code:
SHF-128



- Made of SS
- SS grade 304.
- Heavy gauge SS sheets
- With locking systems
- Sizes: Large

BOYLE'S APPARATUS. ALL SS. (GRADE-304)

Product Code:
SHF-131



1. Strong SS structure
2. Space for mounting 2 Nos. of vaporizer
3. Option for 4 Nos. cylinders (O₂+ N₂O)
4. Advanced yoke- regulator
5. Hypoxic guard
6. Oxygen flush
7. Yoke with pin index function
8. O₂ ration controller for right min of O₂ & N₂O
9. Gauge for easy monitoring of cylinder & pipe line pressure
10. Circle absorber mount
11. High pressure regulator with stainless steel diaphragms
12. Large diameter caster wheel with break for easy transportation.
13. Closed circuit / Soda lime absorber
14. Bain's circuit.
15. Magill's Circuit

STEEL RACK

Product Code:
GHF-1/389



Built of 38 x 38 x 3 mm MS angle iron. 1 mm thick CRCA sheet shelves. Overall size- 1800 x 900 x 375 mm. Five shelves. Synthetic enamel finish. Higher in four 125 mm.

STEEL ALMIRAH

Product Code:
GHF-2/390



CRCA sheet construction. Overall dimension- 1800 H x 850 W x 425 D. A pair of hinged doors and handle with internal locking arrangement. Four fixed shelves making five compartments. Built of 1 mm thick sheet throughout. Synthetic enamel finish.

STEEL ALMIRAH (SMALL)

Product Code:
GHF-2a/391



CRCA sheet construction. Overall dimension- 1200 H x 850 W x 425 D. A pair of hinged doors and handle with internal locking arrangement. Three fixed shelves making four compartments. Built of 1 mm thick sheet throughout. Synthetic enamel finish.

STEEL ALMIRAH (BIG) WITH LOCKER

Product Code:
GHF-3/392



CRCA sheet construction. Overall dimension- 1950 H x 875 W x 475 D. A pair of hinged doors and handle with internal locking arrangement. Four fixed shelves making five compartments, one locker. Built of 1 mm thick sheet throughout. Synthetic enamel finish. The lowest compartment should be of 450 mm. And the others compartments should be of equal distance.

BED STEAD (LIGHT TYPE)

Product Code:
GHF-4/393



- Fixed height bed
- Overall size 1950 mm X 910 mm X 600 mm
- Sheet top
- Legs with rubber feet
- Pre - treated epoxy powder coated
- Provision for Mosquito net poles.
- Supplied in knock down construction

BED STEAD (HEAVY DESIGN)


Product Code:
GHF-5/394



Built of 38 x 38 x 3 mm MS angle iron frame, fitted with 18 gauge G.I sheet top. Folding type head and leg bows made of 31 mm OD MS tube with 25 mm cross support. Synthetic enamel/ epoxy powder coated finish. Overall approximate dimension- 1950 x 900 x 600 mm.

DETACHABLE SIDE RAIL

Product Code:
GHF-5(a)/395



MADE OF MILD STEEL HEAY GAUGE. POWDER COATED

BED STEAD WITH SIDE RAIL

Product Code:
GHF-6/396



Made of MS rectangular frame work. 31 mm dia tubular head and foot bows. Single section top made of 1.2 mm thick CRCA sheet, machine pressed bent with perforations at regular intervals. A pair of drop side safety side rails made of tubular steel suitably bent. Legs are fitted with PVC shoes. Pre treated and epoxy powder coated synthetic enamel finsh. Overall approximate dimension- 1980 x 900 x 600mm.

OPD PERFORRATED LOUNG CHAIR 3 SEATER

Product Code:
GHF-7



Made Of Mild Steel. Perforated Top.
Powder Coated.



BED STEAD FOR CHILDREN

Product Code:
GHF-8/397



Main bed frame made of 50 x 25 x 18 gauge MS rectangular tubes with two cross supports. Top made of 1 mm thick CRCA sheet with perforations at regular intervals. Head and leg bows of equal height made of 31 mm dia MS tube with cross supports. Vertical bars should be of intervals not more than 100 mm. A pair of full length safety side rails of 18" height. Pre treated and epoxy powder coated.

Overall approximate dimension- 1370mm L x 750mm W x 600 mm H.

BED STEAD FOR INFANTS

Product Code:
GHF-9/398



MS tubular construction of 25 mm dia x 16 gauge thick. Mattress plane made of 0.8 mm thick CRCA sheet. Safety railing on four sides. Fitted with hook for hanging fluids. Mounted on four swivel castors of 50 mm dia. Pre treated and epoxy powder coated synthetic enamel finish.

Overall approximate dimension- 750 mm L x 450 mm x 900 mm H.

CLASS ROOM 3 SEATER STUDENT DESK (DESK+BENCH)

Product Code:
GHF-10



Made Of Mild Steel Sqare Frame. Heavy Construction
Fitted With Sunmica Top. 3 Seater

BOWL STAND FOR WARD USE

Product Code:
GHF-11/399



Vertical members of 25 mm dia MS tube. Rings made of 12 mm dia MS rod. Suitable to hold two 350 mm dia bowl. Mounted on 50 mm dia swivel castors. Synthetic enamel/Epoxy powder coated finish.

EXAMINATION TABLE

Product Code:
GHF-12/400



MS tubular construction with 1 mm thick CRCA sheet, machine pressed . Head rest adjustable on ratchet mechanism. Pre treated and epoxy powder coated synthetic enamel finish . Overall approximate dimension- 1800 x 500 x 750mm.

EYELID STRETCHER, TROLLEY

Product Code:
GHF-13/401



Both Side Folding Stainless Steel top Fixed on CRCA tube frame

- Base frame :- 32 mm CRCA Tube
- Mounted on 100mm Dia. Heavy Duty castors
- Also Available in Stainless Steel Top & Stainless Steel Base
- Pre-treated & Epoxy Powder Coated

Overall Approx Size: - 1840 mm L x 520mm W x 770 mm Ht
Folding Approx Size: - 1000mm L x 520 mm W x 770 mm Ht



CLASS ROOM 2 SEATER STUDENT DESK (DESK+BENCH)

Product Code:
GHF-14



Made Of Mild Steel Sqare Frame. Heavy Construction
Fitted With Sunmica Top. 2 Seater

WARD FOOD TROLLEY

Product Code:
GHF-16/403



Built of 38 x 38 x 3 MS angle iron with pushing handle of 31 mm dia MS tube with hook , platform made of 1.2 mm thick CRCA sheet. Mounted on heavy duty castors of 200 mm Dia, two fixed and two swivel type. Platform size- 875 x 600 mm with 300 mm high side guards. Synthetic enamel/ epoxy powder coated finish.

WARD FOOD TROLLEY (COVERED TYPE)

Product Code:
GHF-16a/404



Wagon type food carrying trolley, made of aluminium sheet. The cabinet is fitted with two hinged doors. Mounted on four 200 mm dia castors.

WARD LOCKER

Product Code:
GHF-17/405



25 mm OD Tubular construction. Cupboard made of CRCA sheet. 1.2 mm thick, one shelf inside. Provision for locking arrangement. Aluminium/SS top. Epoxy powder coated synthetic enamel finish. Overall approximate dimension- 400 x 400 x 800.

WARD LOCKER- DELUXE TYPE

Product Code:
GHF-17A/405A



MS 1 mm thick CRCA sheet construction. One drawer unit and one cabinet. Open space in between. Drawer movement should be very smooth. Handle for drawer and cabinet. Top super imposed with 0.5 thick SS 304 sheet with three sides raised. Full length legs made of 40 x 20 x 18 gauge MS tube. Mounted on four 50 mm dia castors. Pre treated and epoxy powder coated finish. Overall approximate dimension- 400 mm x 400 mm x 800 mm H.

WARD SCREEN


Product Code:
GHF-18/406



Tubular steel construction, 3 fold, mounted on 50 mm dia ball castors. Large partition being 1200 mm wide and narrow ones are 600 mm each. Height 1650 mm. Fitted with hooks and spring. Linen supplied separately. Spray paint/ powder coated.

GARBAGE TROLLEY – 9 CFT WHEEL BARROW

Product Code:
GHF-19



Mild steel construction with large wheels.
Synthetic enamel painted finish.

CHART STAND

Product Code:
GHF-20



Made Of Ms Tubular Frame Work
Powder Coated. Fitted With Rubber Shoe

MEDICINE CARRY.TROLLY 66X24X30

Product Code:
GHF-21



Medicine Trolley

Standard steel manufacture medicine trolley with heavy duty of stainless steel material. This medicine trolley is generally used in hospitals, clinics, home care etc. we manufacture these medicine trolley with the following specification.

Specification

- Framework of the medicine trolley has Two S.S. shelves & two smooth drawers.
- These medicine trolleys cover the S.S. rails to cover three sides of top shelf & four of bottom.
- Medicine trolley 60x45x80cm. S.S. tubular frame mounted on four 10 cm swivel castor, two with breakings.
- Overall size of the medicine trolley:-101L*50W*90H.

CLASS ROOM 1 SEATER STUDENT DESK (DESK+BENCH)

Product Code:
GHF-21a



Made Of Mild Steel Sqare Frame. Heavy Construction
Fitted With Sunmica Top. 1 Seater.

GARBAGE TROLLEY – RICKSHAW

Product Code:
GHF-22



Mild steel fabricated construction. Large
iron wheels. Synthetic enamel finish.

STEEL FACULTY TABLE (60"X30"X30")

Product Code:
GHF-23



Solid Top furnished with 1 5/8" rolled rim edge on front and back.
Sides are flat turned down and hemmed.
Sturdy solid tops are reinforced with welded stainless steel hat channels.
Perforated Tops are punched on 3/4" diameter holes on 1" staggered
centers,
designed to maximize laminar airflow.
3-3/4" solid border dimension on sides.
2-1/2" solid border dimension on front and back.

DEAD BODY CARRYING TROLLEY

Product Code:
GHF-23a



Mild steel tubular structure, mounted on 150
mm dia caster. Stainless steel sheet top with a
full length hinged cover.



DEAD BODY CARRYING STRETCHER

Product Code:
GHF-24



Made Of Ms Tubular Frame Work Stainless Steel Top
With Powder Coated Finished

STEEL TEACHER CHAIR

Product Code:
GHF-25



- Frame Material: 18-gauge tubular MILD steel
- Frame Finish: Powder coat
- Chair Dimensions: 29 1/2"H x 18 1/4"W x 20 1/4"D
- Folded Dimensions: 38"H x 18 1/4"W x 2"D
- Seat Dimensions: 17 1/4"H x 16"W x 16"D
- Back Dimensions: 8 1/4"H x 18 1/4"W
- GRUBBER SHOE FITTED.

EXECUTIVE TILTING & REVOLVING CHAIR WITH HIGH BACK

Product Code:
GHF-26



- Ultra soft cushions.
- Side boosters.
- Lumbar bolsters.

Everything is so firm that in fact you feel a warm hug from the chair. No joke. Everything from the back, cushion, arm rest had been covered in a way that you don't feel the hard point anywhere in the chair
This chair is ergonomic chair.

Beside a firm chair, this chair is also an ergonomic chair. The chair height is adjustable. No need to worry that the chair does not fit to your desk.

Also you will find that the chair's arm rest is at an adequate width. Therefore it won't stick to your thighs while you are sitting.

The chair comes with a waterfall seat edge that will help reduce the pressure point at the back of the knees for improved circulation. This is extremely important if you plan to sit for a long time to work.

STRIP CHAIR

Product Code:
GHF-27



Lacquered Finish Sofa With Seat & Back Cushion
Made Of Pvc. Unbreakable.

HALF SECT.TABLE (54"X30"X30") WITH THREE DRAWER

Product Code:
GHF-29



Steel Table Size. 48"x24"x30" & 54"x30"x30" & 66"x36"x30" right side 4 Drawer. & left side 3 Drawer. Center Drawer. with 3 side cover.

STEEL FULL SECT.TABLE (66"X36"X30") THREE DRAWER

Product Code:
GHF-35



Table with 3 drawer on Right side & other side a cub board.
Size 1520 X 910 X 760 mm (60" X 36" X 30")

12 CHAMBER ALMIRAH (78"X36"X18")

Product Code:
GHF-36



- Overall Outer size of the Locker cabinet - 78" x 36" x 18".
- Hasp & Staple Arrangement as a provision for External Lock.
- MADE OF MILD STEEL



6 CHAMBER ALMIRAH (78"X36"X18")

Product Code:
GHF-37



- Overall Outer size of the Locker cabinet - 78" x 36" x 18".
- Hasp & Staple Arrangement as a provision for External Lock.
- MADE OF MILD STEEL

BIO HAZARD TROLLEY

Product Code:
GHF-41



Capacity

2.5 Cu. Ft.

Wheels

2 Nos. 12" x 2", Solid Rubber

Dimension (LxWxH)

1400 x 575 x 660 mm.

Metal

Mild Steel (Heavy Gauge).

This item will available with Lid
And without Lid.

OPD PERFORATED LOUNG CHAIR 2 SEATER

Product Code:
GHF-42



Made Of Mild Steel. Perforated Top.
Powder Coated.

BED SIDE TABLE



Product Code:
FRW-1

Bed side – Table, with top 1" thickness, size-17 ½" x 17 ½" x 23 ½" high with four legs of 1 ½" x 1 ½" wood, side rails 2" x 1" , one shelf of ½" thick plank to be fitted inside 10" high the ground.

BED SIDE TABLE 17x17"x23" CPT

Product Code:
FRW-1(B)



Same specification as per FRW-1 (CP TEAK to be used instead of Hard wood.)

BENCH WITH ARMS

Product Code:
FRW-2/371



Bench with arms and back rest, size 8" x 18" x 18" high up to the seat, height of the back rest from the ground 3'-3", fitted with three pieces of curved back legs and the same number of front legs of 3" x 3" wood slightly beveled. Top plank should be ¾" in thickness in two pieces, size of the back rest 5"x1" and 2"x1', front and back patias 3" x 1 ½" in one length, foot rest 2" x 1" , fitted

with two 14" long curved handles from 4"x ½" wood, for resting supports 1"x ½" six (6) in numbers and 2'- ½" twelve in number to be fitted on the back.



BENCH WITH ARMS 8'X18"X18"-3-3

Product Code:
FRW-2(B)/371



Same specification as per FRW-2 (CP TEAK to be used instead of Hard wood.)

BENCH WITHOUT ARMS

Product Code:
FRW-3/372



Bench without arms and back rest, size- 6'-12"x18" high with four legs of 2"x2" wood, side rails 3"x1" foot rest 2"x1" and top plank of ½" thickness must not be with more than one joint.

BENCH WITHOUT ARMS 6'X12"X18"

Product Code:
FRW-3(B)/372



Same specification as per FRW-3 (CP TEAK to be used instead of Hard wood.)

WARD LOCKER



Product Code:
FRW-4

Ward locker made of C.P. Teak Wood, 15"x15" x 29" height (375mm. x 375mm x 725mm.) with legs 1 ½" x 1 ½" (37mm x 37mm) wood, Cupboard of 12 ½" (312mm) height covered on three sides by G.I. wire netting and back side by ½" (6mm) thick plywood, stiles, rails and all shelves of 1 ½" (12mm) thick wood top being covered with 24 gauge thick Aluminium sheet, cupboard door fixed with brass fittings French polished.

WORD LOCKER 15"x 15"x 29" CPT

Product Code:
FRW-4(B)



Same specification as per FRW-4 (CP TEAK to be used instead of Hard wood.)

BOX FOR SOILED LINEN

Product Code:
FRW-5



Box for soiled linen – size L 2'-6" x B 16" x H 19" with legs from 3" x ½" sized wood to be fitted under it on all discs, Size of the lid 2'-8" x 18", made of 2"x1" wood with ½" thick plank to be fitted on it with hinges and locks, Structure to be made with four legs of 1 ½" x 1 ½" wood, side portion to be canned and lateral 2/3rd with panel of 5/8" thick plank.



BOX FOR SOILED LINEN (LARGE)

Product Code:
FRW-5A



Box for soiled linen (large) size-4' x 3' x 2'-6" high up to the top level with one lid of 3" height including top plank and having one base of 1 ½" height fitted under other box. All the planks to be used must be of ¾" in thickness, its two sides (right and left) to be fitted with wire netted sliding doors.

BOX FOR SOLID LINEN 4'x3'x30"C

Product Code:
FRW-5a(B)



Same specification as per FRW-5A (CP TEAK to be used instead of Hard wood.)

BOX WITH SOLID LILEN 2«'X16X19

Product Code:
FRW-5(B)



Same specification as per FRW-5 (CP TEAK to be used instead of Hard wood.)

BACK REST



Product Code:
FRW-6

Back rest-size – 20" x 16" to be made of 2"x1" wooden frame caned, with one adjustable frame of 2"x1" wood fitted for reclining purposes.

BACK REST 20"X 16" (C.P.TEAK)

Product Code:
FRW-6(B)



Same specification as per FRW-6 (CP TEAK to be used instead of Hard wood.)

CUSHION CHAIR WITH ARMS



Product Code:
FRW-7/373

Cushion chair with arms-size-front of seat 22", sides 19" and back 18" Height of the seat from the ground 18" back rest from the seat 21", all rails from 3"x1 1/2" wood, support of foot rest 1"x1", back legs curved from 4"x1 1/2" wood and front legs of 2"x2" wood slightly beveled, slightly curved handles from 4"x1 1/2" wood. Seat and back to be pad cushioned.

CUSHION ARMED CHAIR (C.P.TEAK)

Product Code:
FRW-7(B)/373



Same specification as per FRW-7 (CP TEAK to be used instead of Hard wood.)

CHEST OF DRAWER WITH MIRROR

Product Code:
FRW-8



Chest of drawer with mirror-Size- L 3'-0"x B 1'-6"x D 3'-0" high with five drawers of which three to be half of 7" height and two small of 5" height fitted side by side, just under the top. Breadth of the drawers 17", its front planks be 1" thick, sides and back 1/2" thick and bottoms 1/2" panels in two pieces, fitted with one mirror ofof 2"x1" wood and fitted with Designed stand.

CHEST OF DRAWERS 3'x 30"x 3'



Product Code:
FRW-8(B)

Same specification as per FRW-8 (CP TEAK to be used instead of Hard wood.)

CLOTH HORSE STAND



Product Code:
FRW-9

CLOTH Horse Stand-Size-H 4'-6" x L 2'-9" x B 10" with a curved head with three round rods of 1"x1" wood and other two sets of two bars of 2"x1" to be fitted for holding clothes, size of the base be 18" in length to be made from 3"x2" wood fixed with 6"x 1/2" and 1 1/2" x 1/2" wood in lengthwise.

CLOTH HORSE STAND 54"X2-9"X10"

Product Code:
FRW-9(B)



Same specification as per FRW-9 (CP TEAK to be used instead of Hard wood.)

CHAIR WITH ARMS



Product Code:
FRW-10/374

Chair with arms, wooden seated – Size Front 22", side 17 1/2" and back 16" front and side rails 3"x1", front legs 2"x2" slightly beveled, back height from the seat 19", top of the seat 3/4" thick plank in two pieces, head rest from 3"x1" and back rest from 6"x 1/2" beveled to be fixed on a bar of 2"x 1" wood: handles from 3"x1 1/2" with a slight round shape.

CHAIR WITH ARMS 22"X17"X16"

Product Code:
FRW-10(B)/374



Same specification as per FRW-10 (CP TEAK to be used instead of Hard wood.)

CHAIR WITHOUT ARMS

Product Code:
FRW-12/375



Chair without arms, wooden seated-Size Front 19", side 15 3/4" and back 16", front and side rails 3"x1", front legs 2"x1 1/2" slightly beveled, height front the seat on the top 19", back legs from 3"x1 1/2" slightly curved, top of the seat 3/4" thick plank in two pieces, foot rest 1" x 1", head rest 3"x 1/2" beveled and back support 2"x1".

CHA.WITHOUT ARMS 19"x15"X16"

Product Code:
FRW-12(B)/375



Same specification as per FRW-12 (CP TEAK to be used instead of Hard wood.)

DRESSING TABLE

Product Code:
FRW-13/376



Dressing Table with one mirror-Size Length 3'-0", Breadth 1'-3" fitted with one cupboard with a door leaf at the left hand side measuring 14" x 14" x 15", depth with a shelf fitted in side and a back support of 3"x1" on the top. At the right hand side one full drawer of 8" height and one mirror of 16"x48"x ½" thick with ½" beveled on four sides to be fitted on the top of the table. Mirror frame to be of 2"x1" wood and its back to be covered with 3-plywood..

DRESSING TABLE 3'X 1'-3"

Product Code:
FRW-13(B)/376



Same specification as per FRW-13 (CP
TEAK to be used instead of Hard wood.)

DINING TABLE

Product Code:
FRW-14/377



Dining table – Size L 10'x3"x2 ½" high with six legs of 2 ½" x 2 ½" and 2' rests of 2"x1", side rails 4"x1", with cross support, Top must not be more than four planks of ¾" thickness and vertical edges.



DINING TABLE 10'x 3'x 30" CPT

Product Code:
FRW-14(B)/377



Same specification as per FRW-14 (CP
TEAK to be used instead of Hard wood.)

DRESSING OPERATION TABLE

Product Code:
FRW-16/378



Dressing Operation table with aluminium top Size
L 7'-0" x B 2'-6" x H 3'-0" fitted with four legs of
3"x3" wood with a tapering shape, sides rails 4"x1",
foot rest 2"x1" and the top framed with 2"x1" and
be covered with 3-plywood.

DRES.-CUM-OPER.TAB7'x30"x3'CPT

Product Code:
FRW-16(B)/378



Same specification as per FRW-16 (CP
TEAK to be used instead of Hard wood.)

DOUBLE ARMED EASY CHAIR

Product Code:
FRW-17



Double armed easy chair-Curved easy chair with double arms, two fixed and two stretchable, its frame work to be of 2" thick wood front legs 2 ½" x 2 ½" turned and back leg from 4"x2".

DOUBLE ARMED EASY CHAIR CPT

Product Code:
FRW-17(B)



Same specification as per FRW-17 (CP TEAK to be used instead of Hard wood.)

DOUB.ARMED EASY CHA.C.SEAT E CPT

Product Code:
FRW-17a(B)



Same specification as per FRW-17A (CP TEAK to be used instead of Hard wood.)



EXAMINATION COUCH



Product Code:
FRW-18/379

Examination couch – Folding head end, Size- 72" x 24" x 2'-6" high, upholstered in 3" thick pad cushion with green rexine, side rails 4"x1 ½", legs 3"x3" and foot rest 2"x1" in four sides.

EXAMINATION COACH 72"x24"x30"CP

Product Code:
FRW-18(B)/379



Same specification as per FRW-18 (CP TEAK to be used instead of Hard wood.)

HEART TABLE

Product Code:
FRW-20/380



Heart table with wheels – size L-45", B-16" its front height 41" and back height 43", top planks should be ½" thick in two pieces and legs of 2"x 2" sized wood, tapered.

HEART TABLE 45"x16"x41"/43"CPT

Product Code:
FRW-20(B)/380



Same specification as per FRW-20 (CP
TEAK to be used instead of Hard wood.)

HIGH STOOL

Product Code:
FRW-21



High Stool – Size 16"x12"x29" high up to the top level with four legs of 2"x2", side rails 3"x1", foot rest 2"x1" on four sides at the bottom and another extra foot rest of 3"x1" to be fitted on front legs 12" up from the ground. Top must be of one plank of 1" thickness having vertical edges.

HIGH STOOL 16"x 12"x 29" CPT

Product Code:
FRW-21(B)



Same specification as per FRW-21 (CP
TEAK to be used instead of Hard wood.)

INVALID CARRYING CHAIR (FOLDING)

Product Code:
FRW-23



Invalid carrying chair with folding arrangement – Chair to be made of seasoned teak wood, back and seat caned having folding adjustment.

INVALID CARRYING CHAIR FITTED ON WHEELS

Product Code:
FRW-24



Invalid carrying chair fitted on wheels made of seasoned teak wood, French polished, cane back and seat. Back adjustable to position. Telescope keg leg board. Mounted on two 10" rubber tyred wheels and one small at back, with one round handle fitted at the back for propulsion..

SECRETARIAT TABLE

Product Code:
FRW-26/ 381



Secretariat table with rexine top –Size 4 ½" x 2 ½" ft, height from floor to the top level 2 ½" ft, cupboard of 13 ¾" width having 2 shelves of ½" plank on the left side and three drawers of 18" x 11 ¾" x 5" (outer measurement) made of ½" plank on the 3 sides and 1" plank in front on the right side. Side panels must not be more than 2 pieces of 1" frame work. Frame of the top 1" thick with vertical edges, side plank of the top on all sides 3"x1". Top mounted on a border of ¼" bit on all sides.

SECRETARIAT TABLE

Product Code:
FRW-26A/ 382



Secretariat table with rexine top-Size of 5 ft x 3 ft height from floor to the top level 2 ½ ft width of the cupboard 15", size of the drawers 18" x 13" x 5" (Outer measurement) and 4" x 1" side plank on all sides of the top other details as in FRW26 above..

SECRETARIATE TABLE 54"x30"x30"

Product Code:
FRW-26(B)/381



Same specification as per FRW-26 (CP TEAK to be used instead of Hard wood.)

SECRETARIATE TABLE 5'x 3' CPT

Product Code:
FRW-26a(B)/382



Same specification as per FRW-26a (CP TEAK to be used instead of Hard wood.)

STOOL WOODEN



Product Code:
FRW-27/383

Stool-Size 12"x12"x18" high with four legs of 2"x2", side rails 3"x1" foot rest 1 ½" x 1" and top with ¾" thick plank in two pieces.

STOOL 12"x 12"x 18" CPT

Product Code:
FRW-27(B)/383



Same specification as per FRW-27 (CP TEAK to be used instead of Hard wood.)

TOWEL RACK

Product Code:
FRW-28



Towel rack-Size H 3'-3" x B 2'-6" x width 6" fitted on two 15" long legs made of 3"x2" wood. Side stands from 6"x1" bars for keeping towels etc. to be made of 2"x1", 1 ½" x 1 ½" and 1" x 1".

STRETCHER

Product Code:
FRW-28A/384



Stretcher-Size 93 x 23 inches, Red Cross pattern, polished teak wood made Bars, folding traverses, strong canvas at centre and iron loop legs.

STRETCHER 93" x 23" CPT

Product Code:
FRW-28a(B)/384



Same specification as per FRW-28A (CP TEAK to be used instead of Hard wood.)

TOWEL RACK 3'-3"X 2'-6"X 6"CPT

Product Code:
FRW-28(B)



Same specification as per FRW-28 (CP TEAK to be used instead of Hard wood.)



LONG TABLE FOR WARDS

Product Code:
FRW-29/385



Long table for Wards-Size 6'-0" x 30" x 30" high at the top level, legs 2 1/2" x 2 1/2", foot rest 2"x1" and top with four planks of 3/4" thickness having vertical edges.

LONG TAB.FOR WARDS-6'x30"x30"C

Product Code:
FRW-29(B)/385



Same specification as per FRW-29 (CP TEAK to be used instead of Hard wood.)

TABLE SMALL WOODEN

Product Code:
FRW-32/386



TABLE, small wooden – 35" L x 23 1/2" x 30",H at top level having one drawer L-18"xB-11 1/2" x D-4" of 1 1/4" thick wood at the front and 3/4" on other sides with wooden handle and having brass lock of size 2 1/4" x 1 1/2" with brass guard on top. Top plank 3/4" thick with vertical edges. Legs 2" x 2" and foot rest 1 1/2" x 1".

TABLE SMALL WOOD 35"x23"x30"

Product Code:
FRW-32(B)/386



Same specification as per FRW-32 (CP TEAK to be used instead of Hard wood.)

TABLE OFFICE

Product Code:
FRW-33



Table, Office – 17" L x 29", Bx30" x H at the top level having two drawers of sizes 17 1/4" L x 11"-B x 4"-D of 1 1/2" thick wood at the front and 3/4" on other sides with wooden handle and brass lock as in FRW 32. Top plank 3/4" thick with vertical edges. Legs 2" x 2" and foot rest 1 1/2" –B x 1" thickness.

OFFICE TABLE 47"X 29"X 30" CPT

Product Code:
FRW-33(B)



Same specification as per FRW-33 (CP TEAK to be used instead of Hard wood.)

WHATNOT

Product Code:
FRW-34/387



Whatnot – L-33" x B-14" x H-34" at top level having three shelves including top. Top shelf must not be more than three planks of ½" thickness. Other two shelves with batons size 2" x ½", the lowest shelf at a height of 5" from the ground and the second shelf at a height of 17" from the ground. All side rails (patiahs) 2" x 1".

WHATNOT 33" x 14" x 34" CPT


Product Code:
FRW-34(B)/387



Same specification as per FRW-34 (CP TEAK to be used instead of Hard wood.)

BLACK BOARD WITH STAND

Product Code:
FRW-36/388



Black Board with stand – size 3'-3"x3'-3" with easel stand made of 2" x 1" wood its frame work with 2"x1" and the inner body with 3 ply of ¼" thickness painted with black slate composition..

BLACK BOARD WITH STAND 3'-X3

Product Code:
FRW-36(B)/388



Same specification as per FRW-36 (CP TEAK to be used instead of Hard wood.)

WOODEN TABLE 3' x 2' x 30"


Product Code:
FRW-37



Size : 36"L x 24"B x 30"H, made by 19 mm W/R ply and 1 mm lamination, one drawer and foot rest.

TABLE FOR XEROX MACHINE

Product Code:
FRW-38



Size : 36"L x 24"B x 30"H at the top label having one drawer, side rails 6' x 1", Leg 2.5" x 2.5" and foot rest 2 x 1.5" in four sides.

SEMINAR CHAIR SEAT & BACK CUSH

Product Code:
FRW-42 (B)



Size : Front 22", side 18" and back 16", side rails 3" x 1.25", front legs 2" x 2", slightly bevelled, front leg right side to be fitted 12" writing handle on 3" x 1" wood, back leg curved from 4" x 1.5" wood, back right of the seat 21", head rest 3" x 1", back rest 6" cushion pad, foot rest 1.5" x 1" wood, seat 3" HD cushioned.

PODIUM IN TEAK 4'X2'-3"X18"

Product Code:
FRW-43



made by 19 mm water resistance ply on fitted 3.5 mm Teak venier. One shelf one desk top, one sliding tray for laptop use . one wire manager, Florescent lead light on top and two power point with switch.

CHAIR (SPL. TYPE CUSHION)

Product Code:
FRW-46



Size : Front 24", side 19" and back 17", side rails 3" x 1.5", front legs 2" x 2", slightly bevelled, back leg from 5" x 2" back height from the seat on top 21", back curved cushioned and seat 3" HD cushion.

COMPOSITE COMP.TAB.,LIKE WCU-1

Product Code:
FRW-47



Made by 18 mm pre-laminated board, left side for CPU Unit, right side three drawers and one key board, top on the wire manager 18 mm pre laminated board.

XEROX TABLE 5'X 2'X 30"

Product Code:
FRW-49



Xerox table size 5'-0"L x 24"B x 30"H, 19 mm W/R ply and 1 mm lamination, Two storage cabinet size 4'-0"L x 24"B x 18"H.

COMPUTOR TABLE 3'X 2'X 30"

Product Code:
FRW-50



Made by 18 mm pre-laminated board one CPU unit, one UPS unit and key board.



WOODEN ALMIRAH (72"X36"X18")



Product Code:
FRW-54

made by 19 mm water resistance ply and 1 mm lamination, five shelves fitted on hinges, locks and handles, inside fitted white lamination, leg on the ground 4" height.

WOODEN COT (6'-4"X3'X18")

Product Code:
FRW-55



made by 1½" solid wood, leg board height 18" and head board height 21" on fitted 2"x ½" wooden bitt, side rails 4"x2" and side rails support 2"x 1½" on fitted ½" water resistance ply.

SOFA (2 SEATER)

Product Code:
FRW-62



Size : 5'-6"L x 27"B x 15"H, made by seasoned wood, handle back 1" HD foam on cloth / rexine, seat 4" HD foam on cloth / rexine, fixed on four side cloth / rexine and 3" round leg.

SOFA (3 SEATER)

Product Code:
FRW-63



Size : 4'-0"L x 27"B x 15"H, made by seasoned wood, handle back 1" HD foam on cloth / rexine, seat 4" HD fome on cloth / rexine, fixed on four side cloth / rexine and 3" round leg.

SOFA (1 SEATER)

Product Code:
FRW-64



Size : 2'-6"L x 27"B x 15"H, made by seasoned wood, handle back 1" HD foam on cloth / rexine, seat 4" HD fome on cloth / rexine, fixed on four side cloth / rexine and 3" round leg.

HIGH QUALITY CHAIR

Product Code:
FRW-65



HIGH STOOLS TEAK

Product Code:
FRW-68



Size- 15"X12"X24" height with four leg of 2"x2", side rails 3"x1", foot rest 2"x1" and top with 1" thick plank.

LAB.TABLE WITH 8 SEAT+BASIN

Product Code:
FRW-69



Size 8'-0"L x 4'-0"B x 3'-0"H, cup board made 19 mm W/R ply in side lamination, front & side made by ¾" wood, ½" panelled side 1" x 1" moulding bitt, leg 4" x 1.5" with moulding, top 16 mm black granite on ½" W/R ply and all edge moulded, one stainless steel basin on the top, two lab cock and fitted pipe lines (in line + out line), fixed two reagents rack on fitted florescent light and power point.

AMPHIBIAN LAB TABLE, 12 SEATS

Product Code:
FRW-70



Size 8'-0"L x 4'-0"B x 3'-0"H, cup board made 19 mm W/R ply in side lamination, front & side made by ¾" wood, ½" panelled side 1" x 1" moulding bitt, leg 4" x 1.5" with moulding, top 16 mm black granite on ½" W/R ply and all edge moulded. Voltage tray fixed on table top, 12 nos. of plug points (15 AMP) and 12 nos. voltage points (6V, 9V & 12V)

PLASTIC CHAIR WITH ARM

Product Code:
FRW-85



PLASTIC CHAIR WITHOUT ARM

Product Code:
FRW-86



MOULDED CUSHION ARM CHAIR

Product Code:
FRW-87





Product Code:
FRW-88

EXECUTIVE TABLE 6'X4'X2.5'



SEMINAR CHAIR 22"X16"X18"

Product Code:
FRW-89



LAB.TABLE 8'X4'X3'

Product Code:
FRW-90



West Bengal Small Industries Development Corporation Ltd.

General Terms and Conditions

For Supply of furniture as per catalogue / Rates List:

1. Material will be supplied only after receipt of the Formal Supply Order from the indenting office / department / directorate for supply of regular/ standard items.
2. Material will be delivered within 30 - 45 days from the date of receipt of the Formal Supply Order as per volume / quantity of the order and depending on the types of the items.
3. Drawing and Specifications of the special items / materials have to be approved by the Indenting Authority prior to issuance of the supply order from WBSIDC to the supplying vendor/ agency.
4. After issuance of the supply order or supply of the materials as per supply order , no changes of the specifications will be accepted.
5. After completion of the supply, challans have to be signed by the Indentor.
6. 50% amount of the total supply order has to be paid in advance by the Indentor, if the order value exceeds Rs. 20 lakhs.
7. Full payment has to be cleared within 30 days from the date of completion of the supply otherwise interest as per provisions of MSME Act has to be paid by the indentor.
8. All statutory payments as applicable / imposed by the Govt. have to be paid by the Indentor.
9. Indentors are requested to check quantity and quality of the materials supplied and whether the metal seals are fixed by the supplying unit before signing the challan.
10. Payment is preferred to be made through RTGS.

For Deposit work (site fabrication / interior designing etc.) at site:

1. Based on the request of the indenting agency / office, the WBSIDC will prepare a design / drawings and specifications after meeting / joint survey by the indentor and WBSIDC of the work site and the requirement.
2. Designs / Drawings, Specifications of the materials used and estimate of the required work have to be approved by the indentor prior to issuance of the work order by WBSIDC. Work will be started only after receipt of the written Administrative Approval from the Indentor.
3. At least 50% amount of the total supply order has to be paid in advance by the Indentor, if the order value exceeds Rs. 20 lakh.
4. Work will be completed within 45 – 90 days from the date of the receipt of the work order subject to volume / quantity of the order and type of the work.
5. After commencement of the work, for any change in drawing, design and specifications the same has to be communicated in writing and revised / additional drawing / design (if required) and estimate has to be approved by the indentor and, additional cost, if any has to be borne by the indentor.
6. After completion of work, Work Done Certificate has to be issued by the indenting authority.
7. Full payment has to be cleared within 30 days from the date of completion of the supply otherwise interest as per provisions of MSME Act has to be paid by the indentor.
8. All statutory payments as applicable / imposed by the Govt. have to be paid by the Indentor.
9. Payment is preferred to be made through RTGS.

*** For product list, product code, price list, standard order placement format, please visit our website www.wbsidcl.com



THE WEST BENGAL SMALL INDUSTRIES DEVELOPMENT CORPORATION LTD.

(A Govt. of West Bengal Undertaking)

Silpa Bhavan, 31, Black Burn Lane, (4th Floor), Kolkata - 700 012

Phone : 2237 3895, Fax : 2234 6057, Email : wbsidcltd@gmail.com

Website : www.wbsidcl.com